


ISO 9001 : 2015 Certified Port
ISPS Compliant Port

CHENNAI PORT TRUST



ADMINISTRATION REPORT AND ANNUAL ACCOUNTS
WITH AUDIT REPORT AND ACTION TAKEN NOTES


2019 - 2020



CHENNAI PORT TRUST

ADMINISTRATION REPORT

2019 - 2020



CONTENTS

Page No.

Board of Trustees	5
Principal Officers of the Trust	7
Performance Indicators	9
Financial Indicators	10
Chairman's Message	13
Administration Report on	
Trade	
Volume of Business	15
Value of Business	15
Foreign and Coastal Traffic	15
Imports	16
Exports	16
Bunkers	16
Passenger Traffic	17
Container Traffic	17
Railway Traffic	18
Vessel Traffic	19
Record Performances	20
Traffic Handled during 2010 - 2011 to 2019 - 20	21
Total Traffic during 2015 - 2016 to 2019 - 20	22
Imports and Exports from 2015 - 2016 to 2019 - 20	23
Imports and Export during 2019 - 20	24
Operations	
Floating Crafts	25
Cargo Handling Equipment	25
Power Supply	25
Dredging	26
Port Maintenance	26
Cargo Handling Productivity	26
Railway Accidents	27
Dock Safety	28
Industrial Relations	29

	Security	29
	Port Fire Services	30
Finance	Income	31
	Expenditure	31
	Working Results	31
	Cost Ratio	31
	Capital Expenditure	31
	Loans	31
Human Resources	Caste Demography	32
Management	Port Vigilance	33
	Implementation of RTI Act, 2005 in Chennai Port Trust	35
	Staff Strength and Expenditure	36
	Apprentice Training	36
	Staff Training	37
	Labour Welfare	37
	Medical Facilities	41
	Citizen's / Client's Charter (CCC)	45
General	Progressive Use of Hindi	46
	Marketing Efforts	48
	Project Details	53
	Swachh Bharat Abhiyan	59
Statistics Other Than Accounts		65
Accounts Appendices		99
Port Development Works	Capital II Accounts	103
	Capital I Accounts	108
	Annual Accounts for the Year 2019 - 2020	137
	Audit Report & Action Taken Notes	181

**BOARD OF TRUSTEES OF THE PORT OF CHENNAI
DURING 2019 – 2020**

(1st April 2019 to 31st March 2020)

CHAIRMAN

Shri. P. Raveendran, IRTS

DEPUTY CHAIRMAN

Shri. Cyril C. George

REPRESENTING GOVERNMENT DEPARTMENTS

Shri H.N. Aswath	Development Advisor (Ports) Ministry of Shipping
Shri S.K. Prabakar, I.A.S. (upto 01.12.2019)	Additional Chief Secretary to Government. Highways & Minor Ports, Government of Tamilnadu
Dr. K. Manivasan, I.A.S (from 02.12.2019 to 30.01.2020)	Principal Secretary to Government Highways & Minor Ports, Government of Tamilnadu
Shri A. Karthik, I.A.S (from 31.01.2020)	Principal Secretary to Government Highways & Minor Ports, Government of Tamilnadu
Commodore Vidyanshu Srivastava N M (upto 09.07.2019)	Naval Officer-in-Charge (Tamil Nadu)
Commodore S. Shyam Sundar (from 10.07.2019)	Naval Officer In-Charge (Tamil Nadu)
Shri Rajan Chaudhary, I.R.S. (upto 02.08.2019 F.N)	Commissioner of Customs
Shri M.M. Parthiban, I.R.S. (from 02.08.2019 A.N)	Principal Commissioner of Customs Chennai III Commissionerate
Shri. S. Anantharaman, I.R.T.S. (upto 30.11.2019)	Principal Chief Operations Manager, Indian Railways.
Ms. Neenu Ittyerah, I.R.T.S. (from 01.12.2019)	Principal Chief Operations Manager, Indian Railways.
DIG Ali Muttaher (upto 22.10.2019)	Chief of Staff, Coast Guard Region (East)

DIG T. Sashi Kumar

(from 23.10.2019)

Chief of Staff, Coast Guard Region (East)

Shri S. Barik

(upto 07.04.2019)

Principal Officer,
Mercantile Marine Department

Shri Ajithkumar Sukumaran

(from 08.04.2019)

Principal Officer,
Mercantile Marine Department

Shri. M.R.G. Reddy

(upto 23.06.2019)

Regional Officer, Additional Principal Chief
Conservator of Forests (Central)
Ministry of Environment & Forest and Climate
change

Shri Hemanth Kumar I.F.S

(from 29.12.2019)

Regional Officer, Dy. Director General
of Forests (Central), Ministry of Environment,
Forest and Climate change.

LABOUR INTEREST

Shri C.A. Raja Sridhar

(from 04.10.2019)

The President, The Transport and Dock
Workers' Union

Shri T. Narendra Rao

(from 04.10.2019)

The Vice President,
Madras Port and Dock Employees' Union

OTHER INTERESTS

Vacant

Elected category

Vacant

Elected category

Vacant

Elected category

Vacant

Elected category

Shri S. Adhavan

Nominated category

Shri S. Senthil Kumar

Nominated category

Shri R. Prakash

Nominated category

Shri M. Muruganantham

Nominated category

Shri P. Varadarajan

Nominated category

PRINCIPAL OFFICERS OF THE TRUST AS ON 31.03.2020

Chairman	: Shri. P. Raveendran, IRTS
Deputy Chairman	: Shri. Cyril C. George

VIGILANCE DEPARTMENT

Chief Vigilance Officer	: Shri. P. Ravindra Babu, IRSME
Dy. Chief Vigilance Officer	: Shri. G. Balagangadharan
Asst. Vigilance Officer	: Shri. M.S.Vijayakumar
Asst.Engineer (Mech)	: Shri. M. Selvakumar
Asst. Engineer (Civil)	: Shri. P. Subramanian

GENERAL ADMINISTRATION DEPARTMENT

Secretary	: Shri. U.R. Mohan Raju
Senior Deputy Secretary	: Smt. C.Thara Sugirtha

CIVIL ENGINEERING DEPARTMENT

Chief Engineer	: Shri. A. Venu Prasad
Deputy Chief Engineer (C)	: Smt. R. Sugantheswari Priyatharisini
Superintending Engineer (C)	: Shri. P.Krishnamoorthy
Superintending Engineer (C) (adhoc) (DCVO on deputation basis)	: Shri. G. Balagangadharan

MECHANICAL AND ELECTRICAL ENGINEERING DEPARTMENT

Chief Mechanical Engineer	: Shri. A. Jayasimha
Deputy Chief Mechanical Engineer	: Shri. K. Mahalingam
Deputy Chief Mechanical Engineer	: Shri. V. Prabakar
Deputy Chief Mechanical Engineer	: Smt. V. Vijayalakshmi
Deputy Chief Mechanical Engineer	: Shri. A. Ramasami

TRAFFIC DEPARTMENT

Traffic Manager	: Shri. Mukesh S. Balani
Senior Deputy Traffic Manager (Com- mercial/L&B/Marketing)	: Shri. B.Vimal

Senior Deputy Director (Research)	: Shri. K. Pugalendi
Deputy Traffic Manager (Railway / Operation)	: Shri. B. Madhan
Deputy Traffic Manager (L&B/Commercial/Pass Section)	: Shri. G. Senthil Kumaran
Deputy Director (Research)	: Shri K. Srinivasan
Senior Administrative Officer (Porter-age/CHD)	: Shri. K. Natarajan

MARINE DEPARTMENT

Deputy Conservator	: Capt. Sitaram Parhi
Dock Master I	: Capt. T.M. Kumar
Dock Master II	: Capt. G. Vinod Kumar
Dock Master II	: Capt. J. Kingston Neel Durai
Dredging Suptdt	: Capt. Syed Ahamedullah

FINANCE DEPARTMENT

Financial Advisor & Chief Accounts Officer	: Shri. D. Ramana Murthy
Senior Deputy Chief Accounts Officer (Establishment & Revenue)	: Shri. D. Joseph Mariaraj
Senior Deputy Chief Accounts Officer (MS)	: Smt. RM. Vaira Chellam
Deputy Chief Accounts Officer (Revenue)	: Shri. C. Ramesh
Senior Accounts Officer(Bills)	Smt. K. G. Devishri

MEDICAL DEPARTMENT

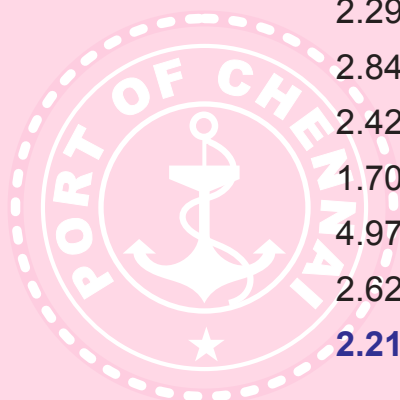
Chief Medical Officer	: Dr. C. Raja Ravi Varma
Sr. Dy. Chief Medical Officer	: Dr. P. Pandiyan
Sr. Dy. Chief Medical Officer	: Dr. S. Rajkumar
Sr. Dy. Chief Medical Officer	: Dr. G. Vairamani

CENTRAL INDUSTRIAL SECURITY FORCE

Commandant	: Shri. Satyabeer Sing Aswal
Assistant Commandant/JAO	: Shri. M. Ravindran
Assistant Commandant	: Shri . Lhukholet Sitlhou

PERFORMANCE INDICATORS

	2017-2018	2018-2019	2019-2020
Average pre-berthing detention per vessel (in hours)			
A. Crude Oil	2.58	1.66	1.18
B. Other POL Products	2.24	0.81	0.76
C. Edible Oil	2.26	1.71	1.10
D. Other Liquid Cargo	2.89	1.07	0.67
E. Dry Bulk	3.21	1.57	1.86
F. Break Bulk	1.30	0.88	0.80
Overall	1.71	0.95	0.83
Average Turn Round Time (in Days)			
A. Crude Oil	2.29	2.26	1.81
B. Other POL Products	2.84	1.98	2.34
C. Edible Oil	2.42	2.61	2.36
D. Other Liquid Cargo	1.70	1.48	1.69
E. Dry Bulk	4.97	3.37	2.80
F. Break Bulk	2.62	2.57	2.83
Overall	2.21	1.98	2.00
Average Ship Berthday Output (in tonnes)			
A. Crude Oil	46917	49671	60476
B. Other POL Products	6754	6871	7083
C. Edible Oil	4129	4476	4740
D. Other Liquid Cargo	3558	3865	3614
E. Dry Bulk	7390	11534	9214
F. Break Bulk	2995	2775	3247
Overall	16014	17288	16470
Average Moves per Crane hour (in TEUs)			
Container Handling	26	27	29




N.B: Performance of Efficiency Parameters are evaluated only from Readiness of the vessel declared by the agent since December - 2016


FINANCIAL INDICATORS

(₹ In Crores)

Particulars	2017-2018	2018-2019	2019-2020
Return on Capital employed			
Capital Employed			
(excluding Fixed Deposits)	464.24	355.67	94.17
Operating Surplus	229.92	245.75	209.33
Rate of Return(%)	49.53	69.09	222.29
Capital Employed			
(including Fixed Deposits)	1195.85	1007.67	496.53
Operating Surplus & Interest on Investment	281.97	295.03	261.00
Rate of Return(%)	23.58	29.28	52.56
Net Worth	2081.44	1993.00	2015.19
Accounting Ratios			
Debt to Capital Reserves			
Debt	0.00	0.00	1775.00
Capital Reserves	1577.59	1586.95	1547.45
Ratio	-	-	1.15:1
Current Ratio			
Current Assets	417.72	276.17	278.27
Current Liabilities	587.87	518.37	846.34
Ratio	0.71:1	0.53:1	0.33:1
Current Assets to Total Assets			
Current Assets	417.72	276.17	278.27
Total Assets	1783.71	1526.04	1342.87
Ratio	0.23:1	0.18:1	0.21:1
Operating Expenditure to Operating Income			
Operating Expenditure	534.45	563.33	578.22
Operating Income	764.37	809.08	787.55
Operating Ratio %	69.92	69.63	73.42
Cost of Stock consumed to Average Stock			
Cost of Stores consumed	16.36	16.90	13.68
Average Stock	12.82	12.52	12.14
Percentage	127.61	134.98	112.69
Stores Inventory to Working Capital			
Stores Inventory as on 31 st March	12.45	12.59	11.70
Working Capital	-170.15	-242.20	-568.07
Percentage	-7.32	-5.20	-2.06



PART I
CHAIRMAN'S MESSAGE
2019 - 2020





Chairman's Message

I consider it a privilege to head this 139 years old historic port. The country's marine sector is intricately linked to economic trade activity. The demand for port and trade infrastructure will continue to mount as trade diversifies and grows, making a compelling case for the rapid and efficient expansion of India's port sector.

Significantly, the global outbreak of the Corona Virus Disease (COVID-19) pandemic has affected the sea trade across all major ports and Chennai Port is no exception. However, Chennai Port aligned itself with the Government of India & Government of Tamilnadu in fighting the pandemic. Periodical instructions of the Union & State governments in relation to the lockdown and precautionary measures to curtail the spread of COVID-19 have been meticulously followed.

During lockdown restrictions, Port being an essential service, with the help of all employees and other stakeholders, Chennai Port has been operational 24x7 and ensured uninterrupted supply-chain activities. Due to the restrictions on road movement, measures were taken to move the containers by rail through the extended gate facility at CONCOR Yard, Tondiarpet and a record number of 180 container rakes were moved during the lockdown period surpassing all earlier records. This initiative had helped to keep the Container Terminals congestion free.

The impact of the pandemic in our EXIM trade had started during the end of 2019 and was at the peak during the first quarter of the current financial year 2020-21. Chennai Port has achieved a throughput of 46.76 MMT for the year 2019-20. The cargo composition being, Liquid Bulk including Petroleum Oil & Lubricants (POL) and Edible Oil – 32% (14.83 MMT), Containerized Cargo – 57% (26.71 MMT) and Others including Dry/Break Bulk cargo – 11% (5.22 MMT). During the first half of the current financial year ending September 2020, Chennai Port has handled a cargo throughput of 18.38 MMT. Ministry has set an annual target of 48.00 MMT for FY2020-21. On the financial front, Chennai Port earned a total income of ₹ 920.50 crores during the year 2019-20 as against ₹ 988.20 crores during the previous year. The net profit before tax for the year 2019-20 was ₹ 4.79 crores as against a net loss before tax of ₹ 136.21 crores during the previous year.

Chennai Port has acquired all the equity shares of Kamarajar Port Limited held by the Government of India during March 2020 and as on date KPL is fully owned by Chennai Port. This strategic decision is going to result in synergy between these two ports which is very essential in these days of severe competition around this region.

Chennai Port has entered into an agreement with M/s.Shreyas Shipping Lines (SSL) Ltd., for 2 years to promote handling of Transshipment containers in Chennai Port. Accordingly, SSL has commenced PIC-2 Services connecting Chennai with Middle-East and another two Coastal Services connecting Chennai to Kolkatta, Haldia & Chittagong from first week of July 2020 and up to 30th September 2020, 39 vessels (12 Foreign & 27 Coastal) under the above services have handled 32951 TEUs of transshipment containers.

The implementation of EBS project at 5 major ports including Chennai Port is in an advanced stage and will be a way forward in our vision of digitalization and end-to-end transactions in online system.

The Chennai Ennore Port Road Connectivity Project (formerly EMRIP), viz., the 30 km road project connecting the port to NH5 is almost completed, except 300 m stretch inside the Fishing Harbour due to the relocation of fishing stalls from the alignment of road. Subsequently, NHAI has provided the temporary fencing work along the 300 m stretch of the road alignment and awarded a contract for the completion of balance portion of the road. The contractor has commenced the work and it is in progress. On continuous pursuance of MoS and Chennai Port, and as directed by the Hon'ble Minister (RT&H), NHAI during its meeting held on 09.07.2020 has accorded approval to take up the project of Elevated Four Lane between Chennai Port and Maduravoyal on EPC mode and tender will be floated soon.

The construction of Bunker berth (Est. Cost of 44 crores and 1 MTPA) is expected to be completed by February 2021.

Chennai Port is participating in the Swachh Bharat Abhiyan (SBA) since 2016 to improve the port premises clean and neat by carrying out various activities, viz., cleaning the wharf, cleaning and repairing of sheds and port roads, cleaning of parks etc. Port has spent ₹ 2.71 crores during 2019-20 towards SBA activities.

I record my sincere gratitude to the Trustees, trade partners and all the employees of the port in extending commendable support at these challenging times and I am sure, together we shall scale new heights of sustained development in the maritime trade.



Chairman

ADMINISTRATION REPORT

TRADE

1. VOLUME OF BUSINESS

The total traffic volume of 46.76 million tonnes handled during this year shows a decrease of 6.25 million tonnes over the previous year. Imports decreased to 30.44 million tonnes and Exports decreased to 16.32 million tonnes respectively.

The traffic handled during the first year of each of the 5 year plans and the last 2 years are compared below:

Year	(in tonnes)			
	Import	Export	Transshipment	Total
1969-70	3,535,771	2,904,372	192,277	6,632,420
1974-75	4,760,511	3,155,479	–	7,915,990
1980-81	6,412,177	3,962,562	72,736	10,447,475
1985-86	9,303,071	7,040,719	1,802,902	18,146,692
1990-91*	14,124,933	8,642,713	1,749,944	24,517,590
1991-92*	14,182,056	9,100,779	1,763,348	25,046,183
1992-93	15,680,715	8,439,962	1,209,354	25,330,031
1997-98	23,352,921	10,825,638	1,352,450	35,531,009
2002-2003	19,605,661	14,081,445	-	33,687,106
2007-2008	32,859,657	24,294,752	-	57,154,409
2012-2013	34,374,158	19,029,724	-	53,403,882
2017-2018	34,208,412	17,672,458	-	51,880,870
2018-2019	35,678,912	17,333,347	-	53,012,259
2019-2020	30,441,081	16,317,486	-	46,758,567

* Annual Plans

2. VALUE OF BUSINESS

The total value of the commodities handled at Chennai Port during the year 2019-20 is ₹ 83,403 crores of which the share of imported goods is ₹ 55,069 crores and exported goods is ₹ 28,333 crores.

3. FOREIGN AND COASTAL TRAFFIC

The foreign and coastal traffic handled during the last five years are given below:

Year	IMPORT			EXPORT		
	Foreign	Coastal	Total	Foreign	Coastal	Total
2015-2016	28,867,257	3,669,985	32,537,242	16,692,310	829,100	17,521,410
2016-2017	30,385,924	2,946,080	33,332,004	16,043,212	838,835	16,882,047
2017-2018	31,055,134	3,153,278	34,208,412	16,684,294	988,164	17,672,458
2018-2019	31,939,561	3,739,351	35,678,912	16,170,280	1,163,067	17,333,347
2019-2020	26,555,206	3,885,875	30,441,081	15,229,011	1,088,475	16,317,486

4. IMPORTS

The imports decreased by 14.68% the tonnage being 30,441,081 as against 35,678,912 during the previous year. The variations in tonnage of the principal items of imports are as follows:

	(in tonnes)		
COMMODITY	2018-2019	2019-2020	VARIATIONS
Mineral oils & Other POL	11,782,844	11,921,645	(+) 138,801
Edible Oils	1,421,025	1,212,319	(-) 208,706
Sulphur	45,207	6,000	(-) 39,207
Chemical Manures including phosphate	206,050	180,992	(-) 25,058
Dolomite	609,179	333,735	(-) 275,444
Lime Stone	1,863,550	346,570	(-) 1,516,980
Gypsum	421,308	235,413	(-) 185,895
Scrap	33,802	8,981	(-) 24,821
Silica Sand	124,093	110,829	(-) 13,264

5. EXPORTS

The Exports decreased by 5.86% the tonnage being 16,317,486 as against 17,333,347 in the previous year. The variations in tonnage of principal items of exports are as follows:

	(in tonnes)		
COMMODITY	2018-2019	2019-2020	VARIATIONS
Mineral Oils & Other POL	1,514,548	1,498,162	(-) 16,386
Barytes	859,452	601,663	(-) 257,789
Cobble Stone	157,150	158,795	(+) 1,645
Cement Clinker	83,829	8,125	(-) 75,704

6. BUNKERS

49,513 tonnes of furnace oil and diesel oil were bunkered during the year. Details of bunkering during the last five years are given below:

Year	(in tonnes)
2015-2016	52,386
2016-2017	61,963
2017-2018	54,426
2018-2019	64,807
2019-2020	49,513

7. PASSENGER TRAFFIC

Particulars of passenger traffic during the last five years are given below:

Year	No. of Passengers		
	Embarked	Disembarked	Total
2015-2016	25,331	22,341	47,672
2016-2017	20,365	15,739	36,104
2017-2018	10,196	9,646	19,842
2018-2019	10,048	9,744	19,792
2019-2020	5,408	5,250	10,658

8. CONTAINER TRAFFIC

1,383,971 TEUs were handled during the year as compared to 1,619,857 TEUs in the previous year registering a decrease of 14.56%. The break-up of number of TEUs handled in the year is:

Import	767,436
Export	612,049
Transshipment	-
Shiftings	4,486
Total	1,383,971

14,854,650 tonnes of cargo were landed and 11,855,990 tonnes of cargo were loaded in containers during the year as compared to 17,774,702 and 13,488,538 tonnes respectively during the previous year.

The number of container (TEUs) and tonnage of containerized cargo landed and loaded during the last five years are given below:

Year	2015-2016	2016-2017	2017-2018	2018-2019	2019-2020
Unloaded Containers					
Empty	53,795	38,770	43,565	44,258	49,016
Stuffed	777,674	798,099	849,505	873,673	718,420
Shifting	2,750	2,685	2,855	3,038	2,235
Total	834,219	839,554	895,925	920,969	769,671
Cargo tonnage	16,100,427	16,203,392	17,291,352	17,774,702	14,854,650

Loaded Containers

Empty	167,867	213,350	228,150	247,322	204,625
Stuffed	560,294	439,241	422,527	448,528	407,424
Shifting	2,750	2,686	2,855	3,038	2,251
Total	730,911	655,277	653,532	698,888	614,300

Cargo tonnage	14,106,582	12,646,846	12,613,168	13,488,538	11,855,990
----------------------	-------------------	-------------------	-------------------	-------------------	-------------------

Grand Total

Empty containers	221,662	252,120	271,715	291,580	253,641
Stuffed containers	1,337,968	1,237,340	1,272,032	1,322,201	1,125,844
Shifting	5,500	5,371	5,710	6,076	4,486
Total	1,565,130	1,494,831	1,549,457	1,619,857	1,383,971

Total Cargo Tonnage	30,207,009	28,850,238	29,904,520	31,263,240	26,710,640
----------------------------	-------------------	-------------------	-------------------	-------------------	-------------------

9. RAILWAY TRAFFIC

The traffic handled by Port Railway was 39,30,152 tonnes during 2019-20. Particulars of wagons handled, tonnage handled and Freight charges collected on behalf of Southern Railway and Total Port charges for the year ending 2019-20 are given below:

Year	No of wagons (in terms of Units)	Tonnes	Freight (Rupees in lakhs)	Total Port Charges* (Rupees in lakhs)
2015-2016	240,183	5,080,306	26,324.71	1,698.21
2016-2017	277,005	6,073,530	26,711.70	1,934.18
2017-2018	250,123	5,262,773	15,253.89	2,043.20
2018-2019	261,685	5,533,577	24,083.37	2,112.66
2019-2020	192,888	3,930,152	6,316.08	1,084.00

(*) Total Port charges include Haulage, Special Port Service Charge and Terminal Handling Charges including Container handling charges

Details of tonnage handled Inward/outward movements	2018-2019	2019-2020
Inward	1,698,227	2,329,485
Outward	3,835,350	1,600,668
TOTAL	5,533,577	3,930,153

Details of wagons handled Empties/loads (in numbers)	2018-2019		2019-2020	
	Received	Despatched	Received	Despatched
Broad gauge empties	41,685	7,795	15,685	24,220
Broad gauge loads	35,556	69,118	42,898	33,754

10. VESSEL TRAFFIC

A total number of 1464 merchant vessels and 841 government vessels entered the Port during the year as against 1814 and 665 respectively during the previous year.

Details of vessels of large dimensions that entered the Port during the year are furnished below:

Sl.No.	Description of Vessel	Dimensions		Date of arrival
1	Largest Container Vessel MV CMA CGM MUSSET	D.W.T.	833264	23.06.2019
2	Largest Tanker POSEIDON I	D.W.T	299997	06.04.2019
3	Vessel with deepest draft berthed MT AEGEAN VISION	FOR'D AFT. DWT	16.5 m 16.5 m 158871	01.03.2020
4	Longest Vessel Arrived POSEIDON I	LOA	332 m	06.04.2019

The following are some of the important vessels that visited the Port during the year 2019-2020:

Sl. No.	Name of the Vessel	Nationality	Date of Arrival
1	m.v. LA BELLE DES OCEANS (Tourist Vessel)	BELGIUM-LUXEMBOURG	10.01.2020
2	m.v. SEA BOURN OVATION (Tourist Vessel)	BAHAMAS	13.12.2019

No. of Vessels entered during 2019-2020 with G.R.T are given below:


Sl.No.	Classification	No. of ships	G.R.T.
1	Foreign	1154	36653888
2	Coastal	502	5848645
3	Government	649	622081
Total		2305	43124614

11. Record Performances (Single Day):

Parameter / Cargo	2019-2020	Previous Record
DOLOMITE	55000 T m.v. Violaon 03.05.2019	30565 T m.v. Fulmaron 18.10.2016
PARAFFIN	3810 Tm.v. Hankuk Chemi on 14.05.2019	3150 T m.v. Maersk Teesport on 02.02.2018
CRUDE OIL	114000 T m.t. Sikinos I on 01.06.2019	101000 T m.t. Marathi on 21.03.2019
STEEL BARS	7487 T m.v. Danceflora SW 13.07.2019	6846 T m.v. Konstantinos 13.07.2017
BASE OIL	7349 T m.v. Ginga Hawk on 11.02.2020	7340 T m.v. NaviG8 SKY on 12.12.2019

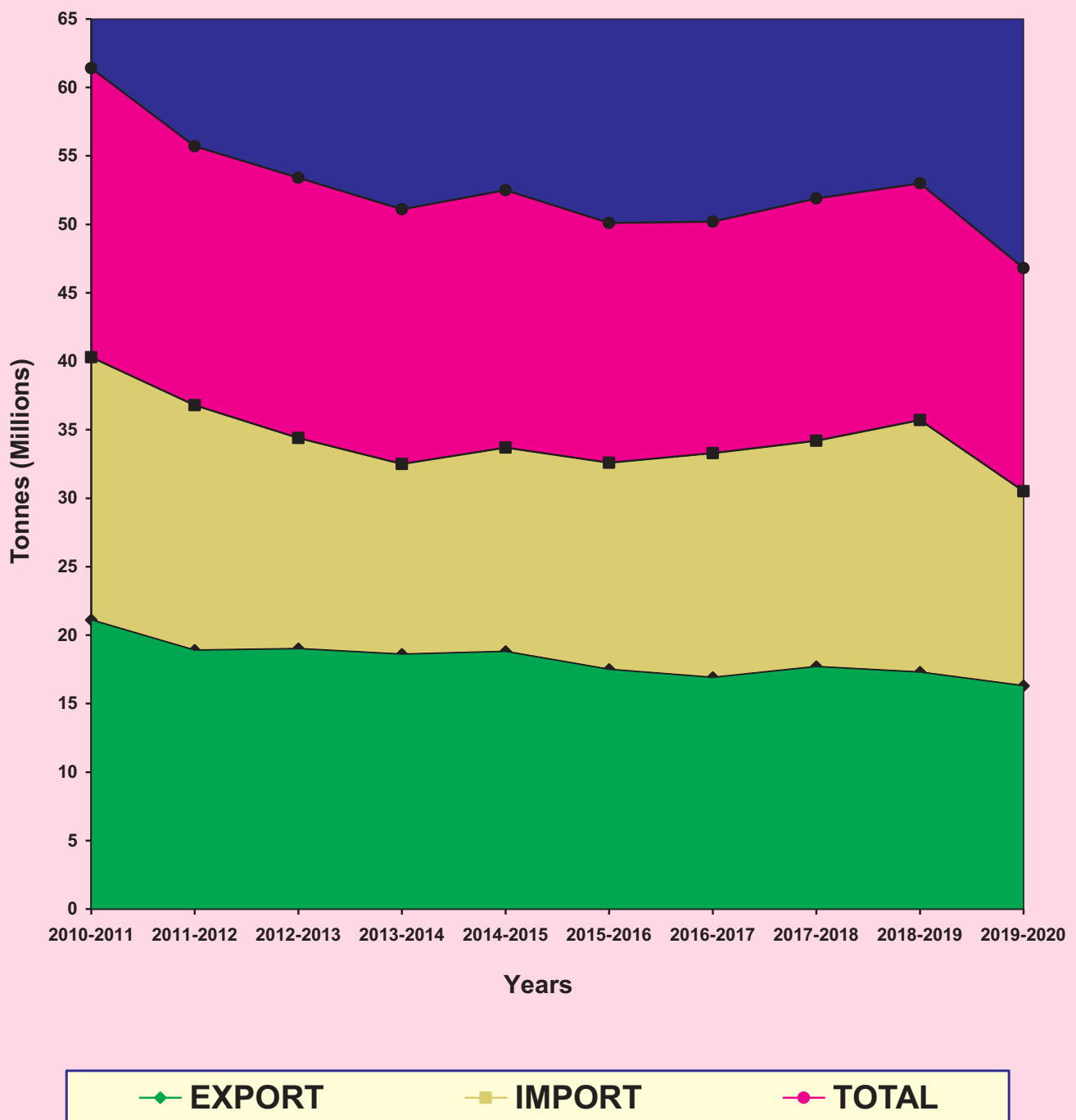
12. Record Performance (Largest consignment):


The increase in draft level to 14 metres at JD2 attracted a Limestone Vessel M.V.SCARLET ALBETROS which arrived on 28.02.2020 with an all-time high of 76342 MT and M.V. YASA JUPITER carrying 61600 MT of Gypsum arrived at Chennai Port on 07.03.2020.



CHENNAI PORT TRUST

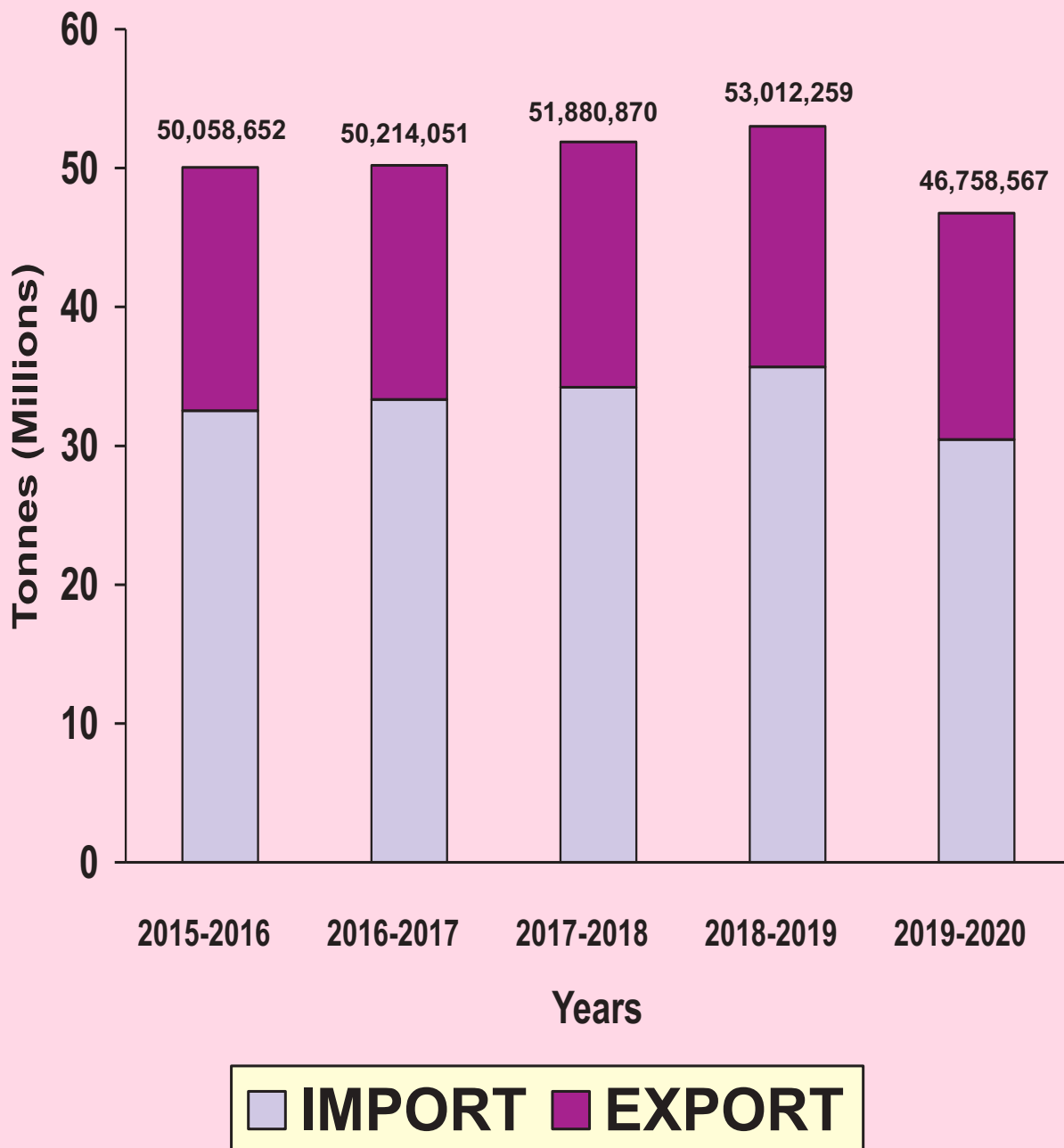
Traffic Handled during the Year from 2010-2011 to 2019-2020






CHENNAI PORT TRUST

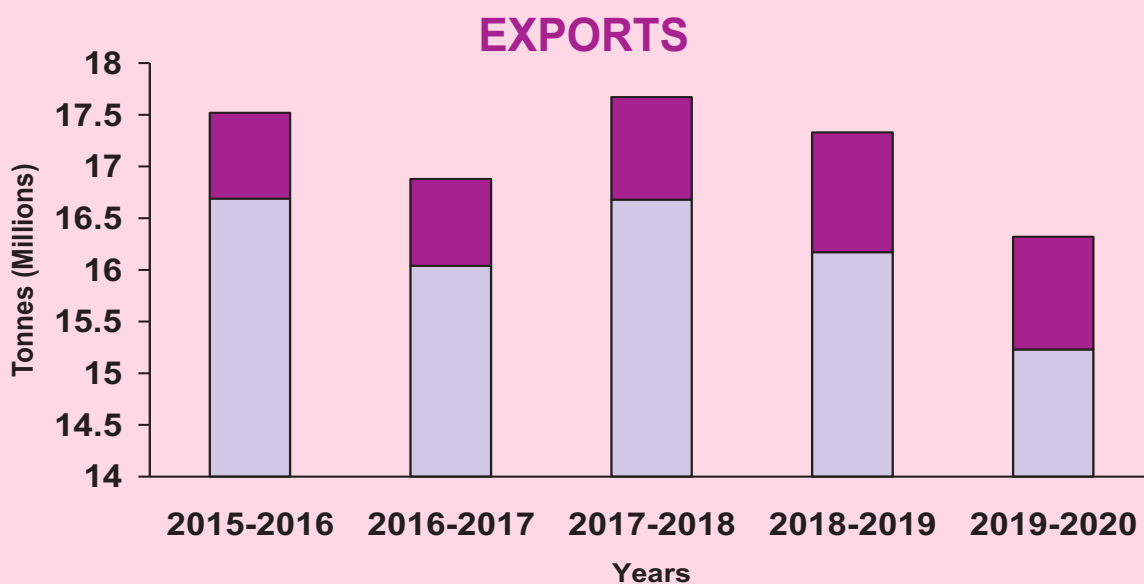
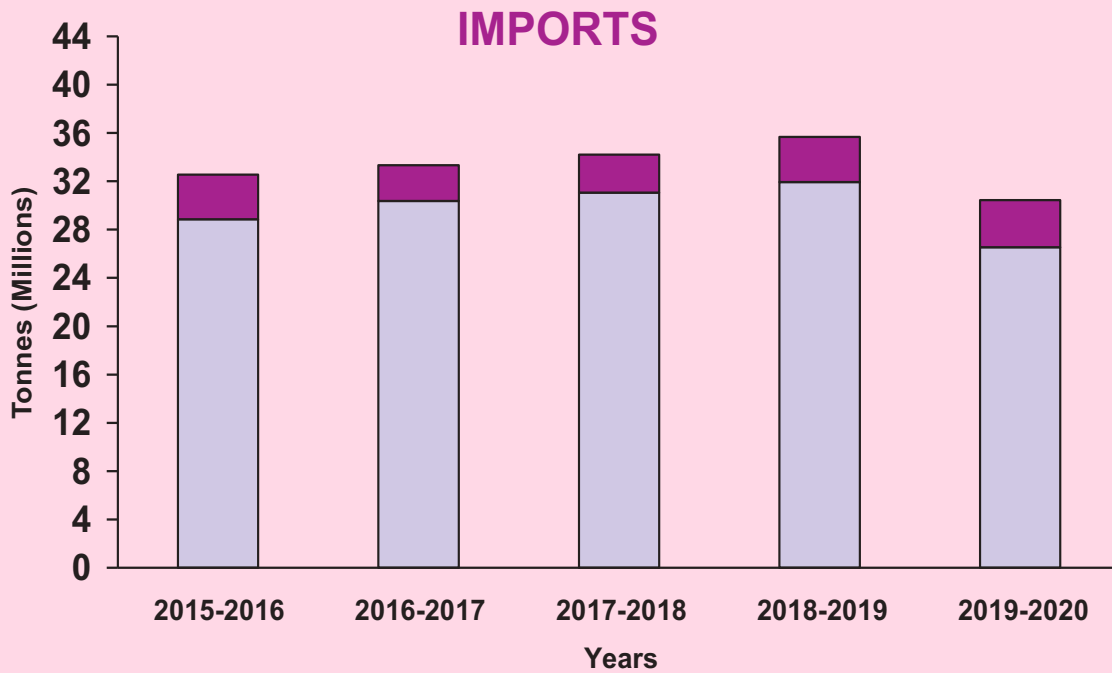
TOTAL TRAFFIC DURING THE YEARS FROM 2015-2016 TO 2019-2020






CHENNAI PORT TRUST

IMPORTS & EXPORTS DURING THE YEARS FROM 2015-2016 TO 2019-2020



■ FOREIGN ■ COASTAL

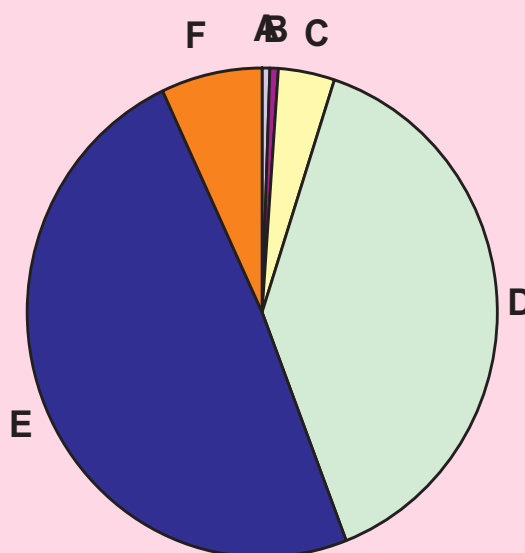


CHENNAI PORT TRUST

Imports and Exports through Chennai Port during the year 2019-2020

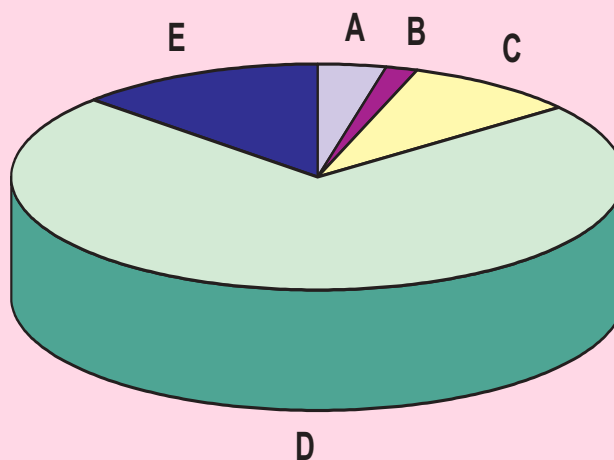
IMPORTS (In Tonnes)

A. Fertilizers (Including Phosphate)	180,992
B. Chemical (Including Phosphoric Acid Soda and Sulphur)	115,451
C. Vegetable Oils	1,212,319
D. Mineral Oils & other POL	11,921,645
E. Containerised Cargo	14,854,651
F. Others	2,156,023
TOTAL IMPORTS	30,441,081



EXPORTS (In Tonnes)

A. Barytes	601,663
B. Granite Stones	250,294
C. Mineral Oils & other POL	1,498,162
D. Containerised Cargo	11,855,989
E. Others	2,111,378
TOTAL EXPORTS	16,317,486



ADMINISTRATION REPORT

OPERATIONS

1. FLOATING CRAFTS

Particulars of the number of days each craft was in commission during 2018-19 and 2019-20 are furnished below:

Craft	No. of days in commission	
	2018-2019	2019-2020
Tugs		
Singaravelar	-	-
Nethaji	364	95
Bharathiar	365	-
Sundaranar	-	-
Ocean Bliss/ Sealion Apex (on Charter)	364	357
Sealion Admiral/ Ocean Fame (on Charter)	363	365
Sekkizhar	-	-
Pilot Launches		
Poomarichan	159	112
PSM VIANKA (on Charter)	352	360
SHM X/ SHM XI CISF Patrol boat (on Charter)	352	365
Mooring Launches		
Vignesh	146	-
Velan	7	-
Mullai	-	-
M.P.H.V. Prestige	-	275
ORV Marudham	-	336

2. CARGO HANDLING EQUIPMENT

The working of cargo handling equipments was satisfactory. The availability and supply of cargo handling equipments are given in Tables 12 & 13.

3. POWER SUPPLY

Power supply was maintained satisfactorily throughout the year. The details of Power consumption are given below:

Year	Units Consumed
2018-2019	25039889
2019-2020	27340913

4. DREDGING

The Trust's dredger "CAUVERY" is under condemnation process. Hence the total dredged quantity is NIL for the year 2019-2020.

The details of quantity dredged during last 3 years are given below:

Sl.No.	Name of Dredger	2017-2018	2018-2019	2019-2020
1	Cauvery	2,00,200 m ³	79,950 m ³	NIL

5. PORT MAINTENANCE

The docks and wharves, breakwaters, roads and railway tracks, yards and buildings were maintained satisfactorily. A constant drive was made to clear unserviceable materials, debris etc., and to keep the harbour area clean.

6. CARGO HANDLING PRODUCTIVITY

The tonnage handled by the port labour during the year 2019-20 was 4,010,525. Import being 1,905,378 tonnes and export being 2,105,147 tonnes.

Particulars of cargo handled by the Port labour during the last five years are as follows:

Year	Tonnage handled by Port Labour	Total traffic through the Port
2015-2016	5,192,820	50,058,652
2016-2017	7,069,771	50,214,051
2017-2018	6,207,687	51,880,870
2018-2019	5,748,553	53,012,259
2019-2020	4,010,525	46,758,567

The average output per hook hour was 79.80 tonnes. Productivity (excluding Liquid and containerized cargo) relating to the last five years are given below:

Year	Productivity per hook hour (in Tonnes)
2015-2016	92.19
2016-2017	103.78
2017-2018	94.84
2018-2019	122.83
2019-2020	79.80

The strength of shore labour and the wages paid to them during the last three years are given below:

	2017-2018	2018-2019	2019-2020
Strength	251	236	226
Datum earnings* ₹	80,49,234	75,03,750	86,28,071
Time-rate wages and allowances ₹	18,82,93,974	19,63,83,089	22,68,41,553
Ex-gratia/P.L.B.₹	45,94,719	33,95,434	35,08,716

(* Datum earnings denote Import and Export Incentive paid)

7. RAILWAY ACCIDENTS

Particulars of derailment during the last five years ending 2019-2020 are given below:

Year	No. of Derailments	Total time Lost (In hrs)	Responsibility accepted by				
			Traffic Dept.	Engg Dept..	Southern Railway	Outside Parties	Other Reasons
2015-2016	2	27	-	2	-	-	-
2016-2017	6	65	2	1	-	3	-
2017-2018	5	48	-	2	2	1	-
2018-2019	3	3	-	3	-	-	-
2019-2020	4	42	-	1	3	-	-

Statement Showing cause-wise break up of details and responsibility for derailments pertaining to the year 2019-20.

Cause wise break-up of details:	No. of Derailments	Responsibility accepted by
Wrong Point operation	-	-
Spread Gauge	-	-
High speed	4	Engineering Department

8. DOCK SAFETY

The Dock Safety Inspectorate, under the Ministry of Labour & Employment (DGFASLI), Government of India is functioning at this Port. The Inspectorate is carrying out the enforcement functions of the Dock Workers (Safety, Health and Welfare) Act 1986, and the Manufacture Storage & Import of Hazardous Chemical Rules, 1989 Regulations framed there under within the port limits. The major activities of the Inspectorate include:

1. Inspection of Ships, Dock and Cargo Handling Equipments.
2. Investigation of Accidents and Dangerous Occurrences.
3. Conducting Studies on Safety and Health aspects of Dock work.

ACCIDENT STATISTICS:

The Accident statistics for the Port of Chennai during the past five years are given below: -

Year	On Board			On Shore			Grand Total
	Fatal	Non-Fatal	Total	Fatal	Non-Fatal	Total	
2015-2016	1	1	2	-	1	1	3
2016-2017	0	0	0	2	3	5	5
2017-2018	0	0	0	1	1	2	2
2018-2019	0	0	0	1	2	3	3
2019-2020	0	0	0	1	0	1	1

The total reportable fatal accident was 1 which took place on shore and non fatal accidents were NIL. The said fatal accident was investigated by this inspectorate.

9. INDUSTRIAL RELATIONS

The Industrial relations in the port during the year 2019-2020 was generally cordial.

There are 20 Registered Trade Unions functioning in the Chennai Port Trust, of which 14 unions have participated in the recent check off held for the years 2019 & 2020. As per the Ministry's guidelines the first seven unions will be accorded recognition status based on the membership strength of the unions.

The conciliation meetings on the IDs raised by the Trade Unions were held before the Dy. CLC/ALC(C), Chennai & settled the Industrial Disputes amicably. Management also held meetings with Unions who have issued strike notices and settled the issues amicably.

10. SECURITY

The security of Chennai Port Trust and its property is being looked after by the Central Industrial Security Force (CISF) since the time of its induction in the year 1972. The Port has seen lot of expansion and increase in its activities resulting increase in the movement of men, materials and vehicles. The spurt in the terrorists and sabotage activities in the country has drastically changed the security scenario there by thrusting more responsibility and accountability on CISF. Major priority of CISF is to ensure proper safeguard and protection of the vital installations of the port and smooth entry and exit of authorized men, materials and vehicles in the port thereby ensuring maximum output in the performance of the port.

Chennai Port Trust complies with Security Standards as stipulated in ISPS (International Ship & Port Facility Security) code. During the year under review, CISF provided excellent security and protection coverage to Chennai Port Trust which include movement of VIP's, foreign delegates committees, Diplomats & Navy and ICG's sponsored "Day at Sea" & "Defexpo". At Chennai Port CISF is equipped with Night Vision Device, Radiological detection equipment etc.

- As part of Jal Shakti Abhiyan campaign to reach out to community for water conservation awareness, a temple pond of the Parthasarathy temple, Triplicane pond water was cleaned on 30.07.2019.
- Guard of Honor to the Hon'ble Raksha Manthri, Shri. Rajnath Singh on 25.09.2019 and good performance during the ceremony of commissioning of ICGS VARAHA.
- Pledge taking ceremony was arranged at CISF office Complex on 28.10.2019 at about 1100 hrs and this pledge read out to all CISF personnel by the commandant during observance of vigilance awareness week. Banners on observation of vigilance week in English and vernacular language were displayed at all gates for wide publicity.

- “Run to Unity” organized on 31.10.2019 at about 0700 hrs during the Birth anniversary of the Sardar Vallabhai Patel. Pledge taking ceremony was arranged at Tondiarpet Housing Colony.
- “CLEAN COOVAM CAMPAIGN” along the banks of river COOVAM at “Egmore Albert theatre & Casino theatre” across Chennai city on 01.11.2019.
- On 09.03.2020 from 1500 hrs to 1700 hrs, Noval corona virus (COVID-19) awareness class conducted with NDRF Team, Arakkonam.

Radiological Detection Equipments

Vehicle Monitoring System: Radiological detection equipments for vehicle monitoring have been installed at ‘O’ Gate, Gate No.2, Gate No. 2A, and Gate No.10, to scan vehicles and imported containers & cargo for presence of any radioactive substance which CISF personnel are monitoring.

Doorway Monitoring System: The installation of 05 Nos. Doorway Radiological detection equipments at Gate No.2, Gate 5, Gate 7, Gate 10 and passenger terminal for scanning of pedestrian and their belongings for presence of any radioactive substance.

Anti-Sabotage checks: Regular anti-sabotage checks with help of dog squad are being done by CISF in port area to thwart any incident.

Implementation of RFID system: RFID System installed at all gates and the access control is through the RFID System.

CISF along with the Port Officials, Police and other State and Central Security / intelligence agencies participated in the Sagar Kavach Exercises by Indian Coast Guard was conducted wef 18.07.2019 0600 hrs to 19.07.2019, 1800 hrs and Sagar Kavach-01/2019-20 w.e.f. 05.02.2020 to 07.02.2020. Disaster management exercise on the subject of Humanitarian Assistance and Disaster Relief (HADR) exercise for cyclone and urban flooding was conducted on 03.08.2019 between 1000 hrs and 1300 hrs at Chennai port by Indian Navy along with various agencies like NDRF, TN Fire department, Chennai Corporation, Indian Air Force were also participated. During the event dignitaries from various agencies were also present. The CISF and Management had provided all assistance to the reconnaissance team of NSG, headed by a Dy. Commandant on 23rd & 24th of OCT’2019.

11. PORT FIRE SERVICES

110 Fire calls viz., 79 on Shore and 2 on Board, 18 special services and Rescue calls, 9 Mock drill and 2 for Oil pollution were attended during the year. Fire service week was celebrated from 14.04.2019 to 21.04.2019.

ADMINISTRATION REPORT

FINANCE

1. INCOME

The total Operating Income was ₹ 787.55 Cr. during the year 2019-2020 as compared to ₹ 809.08 Cr. in the previous year. The Finance and Miscellaneous Income was ₹ 132.95 Cr. as against ₹ 179.12 Cr. in the previous year.

2. EXPENDITURE

The Operating Expenditure was ₹ 578.22 Cr. during the year 2019-2020 as compared to ₹ 563.33 Cr. in the previous year. The Finance and Miscellaneous expenditure was ₹ 337.49 Cr. during the year 2019-2020 as compared to ₹ 561.08 Cr. in the previous year. Due to decrease in traffic volume and increase in Operating Expenditure, the Operating surplus decreased by ₹ 36.42 Cr.

3. WORKING RESULTS

The Operating Surplus was ₹ 209.33 Cr. in 2019-2020 as against ₹ 245.75 Cr. in 2018-19. The net Profit before tax was ₹ 4.79 Cr. during 2019-2020 as against net loss before tax of ₹ 136.21 Cr. during the previous year. A provision of ₹ 2.97 Cr. has been made towards income tax for the year 2019-2020 being the tax payable on Dividend Income received from KPL. The amount available for appropriation for FY 2019-2020 is ₹ 1.81 crore, the Trust had met the contribution to General Insurance Fund Transfer of Fund to Other Funds (Capital I and Capital II) thereafter, balance amount available for the FY 2019-2020 is ₹ 66,23,73,323. Hence, no amount has been transferred to the Statutory Reserves for Replacement, Rehabilitation and modernization of Capital Asset, Reserve for Development.

4. COST RATIO

The percentage of direct cost (excluding depreciation and overheads) and total cost (including depreciation and overheads) to the earnings under the respective activities for the year and previous year are given below:

Percentage of cost to earnings

Activities	2018-2019		2019-2020	
	Direct Cost	Total Cost	Direct Cost	Total Cost
Cargo Handling and Storage	51	109	50	100
Port and Dock Facilities	27	70	27	62
Railways	132	453	198	752
Rentable Lands & Buildings	11	75	13	128

5. CAPITAL EXPENDITURE

Capital expenditure incurred during the year was ₹ 60.53 Cr. as against ₹ 85.46 Cr. during the previous year.

6. Loan from SBI for acquisition of KPL : ₹ 1775 Crores.

ADMINISTRATION REPORT

HUMAN RESOURCES MANAGEMENT

1. CASTE DEMOGRAPHY

Orders of the Government in the matter of reservation in the appointment and promotion for the members of Scheduled Castes/Tribes/Other Backward Classes are followed by the port.

The Category wise and Class wise employment position as on 31.03.2020 was as under:

Category	Number of employees				
	Total	SCs	STs	OBCs	PHs
Class I	114	33	12	21	3
Class II	96	28	11	6	-
Class III	2293	557	93	524	52
Class IV	1425	396	21	304	24
Total	3928	1014	137	855	79

The number of dependants registered for compassionate appointment during the year 2019-20 was 07.

Promotions:

The promotions and Direct Recruitment made during the year 2019-20 are furnished below:

Category	Total Notified	Total Filled	S.C.	S.T.
Class I	11	8	1	1
Class II	21	13	4	1
Class III	157	95	17	4
Class IV	58	32	7	-
Total	247	148	29	6

Direct Recruitment:

Category	Total Notified	Total Filled	S.C.	S.T.
Class I	10	1	-	-
Class II	3	-	-	-
Class III	31	-	-	-
Class IV	55	-	-	-
Total	99	1	-	-

2. PORT VIGILANCE

Vigilance Department at Chennai Port Trust functioning from the year 1980 serves as a Central Agency and striving for ensuring purity, integrity and efficiency in the organization and performs its functions on the guidelines given by the Central Vigilance Commission. Fundamental and important operation is Preventive Vigilance, Punitive Vigilance and Surveillance and Detection. Preventive Vigilance is applied more which includes surprise inspections for detecting negative factors, keep track of sensitive spots for keeping vigilance eye, checks, scrutiny of procurement and contract files, scrutiny of property returns of officers/employees, Annual Accounts with Audit Report and Action Taken Notes etc. This office coordinates with Central Bureau of Investigation (CBI), Central Vigilance Commission (CVC), Chief Technical Examiner (CTE), Ministry of Shipping (Vigilance Wing). Maintaining of vigilance status of all officers/employees is done.

Status of Activities carried out:

1. No of complaints received (2019-20)	: 113
Vigilance related Complaints	: 17
Non vigilance related Complaints	: 96
2. Action Taken	: 72
3. No. of actions taken on anonymous complaints	: 25
4. Under Investigation	: 16
5. No. of vigilance clearance processed	: 1905
Class I & II	: 238
Class III & IV	: 1667
6. Scrutiny of files related to Movable / Immovable properties	: 198

EVENTS:

The Vigilance Awareness Week 2019 was observed in Chennai Port Trust from 28.10.2019 to 02.11.2019 to create awareness amongst the common man/employees/Port Users/ Public especially the youth, towards the policy of achieving transparency, accountability & corruption free governance. The central theme of celebration was “Integrity - A way of Life”.

As an offshoot, Chennai Port Trust Vigilance Department conducted various light throwing activities/programs during Vigilance Awareness Week Celebration 2019 viz., e-Integrity Pledge was administered to the Officials/Port Users/Students/others, Essay competition in Tamil / English for officers / employees of the Port, School and College Students, Poster making competitions for School Students, Lecture / Debate relating to theme of vigilance to the Port Users / Public, Workshop and Mock Drill on Departmental Enquiry/Disciplinary Proceedings by the professionals of HPCL, Mumbai among the officers and employees of Chennai Port Trust / KPL to create awareness, Awareness program in “Gram Sabha” with local village panchayat people administrative authorities at Fishing Harbour, Kasimedu, digital banners were displayed at prominent places in the port area/schools to spread awareness.

During this occasion a Bulletin, Voice of Vigilance was released by Shri. S.Ramakrishnan, IRS, Addl. Director General (Training) Income Tax Dept., in the presence of Shri.P.Raveendran, IRTS, Chairman, Chennai Port Trust for news and guidance, being vigilant and commit to high standard of honesty and integrity at all times and support the fight against corruption.

Suggested System Improvements:

1. Improvement in the allotment process of Plots on Lease Basis.
2. To take necessary speedy action to recover the dues from the licensee, Traders as per terms & conditions of Lease.
3. Effective monitoring of the period of Investment/Maturities so as to avoid delay in reinvestment.
4. Improvement in the existing SoP for the direct recruitment process to increase transparency in the selection process.
5. Systemic Improvement suggested to avoid level jumping in promotions.
6. Improvement in the existing POMS software to reduce the Processing time and increase efficiency.

7. Improvement suggested to avoid leakage of revenue in the Process of Permitting of direct delivery of Cargo

LEVERAGING TECHNOLOGY BEING ADOPTED:

- Vigilance corner is available in the Port website to provide updated information on vigilance activities.
- Complaints can be lodged online and view status based on complaint number provided by the system.
- A toll free number 1800 425 0120 has been provided for receiving vigilance related complaints
- All tenders are posted in the Port website.
- All the Contracts of value ₹50 Lakhs and above are brought under Integrity Pact.
- The bill status and tracking the payment of bills has been displayed in the Port web site.

3. IMPLEMENTATION OF RTI ACT, 2005 IN CHENNAI PORT TRUST

The Chennai Port Trust had implemented the RTI Act, 2005 w.e.f. 12.10.2005. Under the provisions of the Right to Information Act, 2005, the Trust has designated the Deputy Chairman as First Appellate Authority, all the 8 Heads of Departments as Public Information Officers and an officer from each department as Assistant Public Information Officers to deal with the Applications/Appeal under RTI Act, 2005. The Name boards have been displayed exhibiting the name of First Appellate Authority and Public Information Officers / Assistant Public Information Officers at prominent places of the Port for the guidance of information seekers and also to create awareness among Port employees, Port users and general public. A separate RTI Counter has been opened at “In-gate” of the Administrative Office Building and one staff has been exclusively posted to receive the applications / first appeals under RTI Act and also to assist the public under RTI Act. The help desk is functioning during office hours i.e. 10:00 Hrs to 16:30 Hrs. Online RTI Portal is also introduced in Chennai Port w.e.f. 14.03.17 and hence RTI Application or Appeal can be submitted through online portal.

Payment of fee under RTI Act:

The applications / first appeal seeking information under RTI Act are accepted in any form i.e. directly / postal / e-mail etc. with the prescribed fee of ₹10/- by Cash/ Money Order/Postal Order and Demand Draft.

All the Regulations of Chennai Port Trust framed under the Major Port Trust Act

1963, and all other information as required under Section 4(1) (b) of the RTI Act 2005, had been published on the Trust's website viz. www.Chennaiport.gov.in

During the year 2019-2020, a total of 218 RTI applications and 10 first appeals have been received and disposed. Apart from this, PIOs of Chennai Port Trust had attended the Video Conferences conducted by Central Information Commission (CIC) and disposed Second appeals.

Quarterly Return of Chennai Port Trust under RTI Act is being uploaded in the CIC's website and in the Trust's Website.

4. STRENGTH OF STAFF AND EXPENDITURE

A comparative statement of the strength of Staff (other than shore labour) and the expenditure on them during the last three years ending 31st March is given below:

	31 st March 2018	31 st March 2019	31 st March 2020
Strength of Officers	247	243	204
Strength of Staff excluding Shore Labour (Class III & IV)	3841	3679	3521
Salaries & Wages of Officers	₹ 30,97,60,644	32,50,24,613	32,77,49,953
Salaries & Wages of other Staff	₹ 2,72,69,16,564	2,95,99,74,314	3,36,64,90,106
Ex-gratia/Productivity Linked Bonus to Officers and Staff	₹ 6,03,32,395	5,53,52,992	5,76,43,302

The expenditure on staff given above includes payment to Project Staff which is charged direct to works, the details of payment to Project Staff are given below:

	2017-18	2018-19	2019-20
Salaries, wages & Bonus	₹ 2,85,51,135	2,24,94,410	4,74,25,779

Payment made towards pension and gratuity during the year amounted ₹ 479.89 Crore as against ₹ 354.69 Crore during the previous year.

5. APPRENTICE TRAINING SCHEME

- Under the Apprentice Training Scheme, apprentices undergoing training at Mechanical and Electrical Engineering Department is 'NIL'
- No of apprentices under training in the Civil Engineering Department is 'NIL'

6. STAFF TRAINING

The statistical information of the participants who underwent various training programmes during the year 2019-20 are detailed below:

S. No.	Training Programmes	Internal	External	abroad
1	General Administration	488	27	-
2	Port Management	273	12	-
3	Port Operations – Technical & Non-Technical	156	05	1
4	Work Culture/ Quality of Work Life	291	06	-
		1208	50	1
Total			1259	

7. LABOUR WELFARE

7.1 COMMUNITY HALL

For the benefits of Trust's employees, as welfare measure, a community hall was constructed during the year 1982 at Trust's Housing colony at Tondiarpet. Now the hall has been named as "Thiru V. Selvaraj I.A.S Community Hall. A sum of ₹500/- per day is being levied as license fee for conducting the marriage / social functions of the employees and their wards. This facility is also extended to the ex-employees (Retired employees).

On payment of ₹ 1000/-, this facility is extended to brothers and sisters of serving employees and also spouse/dependent children of deceased/retired employees.

The community hall is also allotted to outsiders on payment of ₹5,000/- per day.

7.2 SPORTS COMPLEX

For the benefit of the Trust's employees and their wards a well furnished stadium with the ground named after "Babu Jegajeevan Ram Sports Complex" has been provided by the Trust at Tondiarpet Housing Colony.

7.3 GYMNASIUM FOR MEN AND WOMEN

A separate well furnished A.C. Gym for men and women, provided for the employees and their wards of Occupants of Chennai Port Trust Housing Colony at Tondiarpet. Besides, YOGA and Meditation centre is also functioning well in the colony. This Gym/Meditation centre is being maintained by the Chennai Port Trust Housing Colony Tondiarpet Welfare Committee.

7.4 TONDIARPET WELFARE COMMITTEE

To ensure efficient and orderly maintenance of the colony and to promote co-operation, cleanliness, peace, amity and cordiality among the residence of colony, since 1991 a Welfare Committee consisting of 15 elected / nominated members has been functioning at T.H. Colony. At an Interval of 2 years this Welfare Committee will be reconstituted by the Chairman, Chennai Port Trust.

7.5 OFFICERS CLUB

To promote recreational facilities an Officers Club is functioning at Spring Heaven Road. The Trust is granting ₹3.00 Lakhs per annum for the maintenance of the Officers' Club. A well furnished Gym is also maintained by the Chennai Port Trust Officers Club at Napier Bridge quarters. A well furnished Tennis Court is also provided for the officers.

7.6 HIGHER SECONDARY SCHOOL

With a view to provide better educational facilities to the children of the employees of the Trust, the Chennai Port & Dock Educational Trust headed by the Chairman, Chennai Port Trust has been functioning at Chennai Port Trust Housing Colony at Tondiarpet and same is functioning since June 1989. Students are studying from LKG to 12th Std.

A Post office and a Corporation High School are functioning for the benefit of the occupants Chennai Port Trust Housing Colony at Tondiarpet.

7.7 WOMEN EMPLOYEES WELFARE COMMITTEE

Women employees Welfare Committee is in operation for the benefit of Women Employees of the Trust. Every year "International Womens' Day" is celebrated at the Conference hall of Old Adm. Offices Building. Due to COVID-19 "International Womens' Day" is not celebrated this year 2020 in the Trust.

7.8 QUALITY LIFE PROGRAMME

The Awareness Programme on "Corona Virus" was conducted for the employees of the Trust at Conference Hall of Centenary Building.

7.9 STAFF INSTITUTE

A Staff institute is functioning at Anchor Gate Building in which Carrom, Chess, Gym, Yoga, Billiards and sports games are practiced by the staff of Chennai Port Trust.

7.10 REIMBURSEMENT OF TUITION FEES

Every year tuition fees reimbursed to the employees of the Trust for their son and daughter who are studying from L.K.G. to 12th Standard.

7.11 SPORTS COUNCIL

The particulars regarding the participation of Chennai Port Trust teams in the All India Major Ports tournaments and other tournaments in each discipline for the year 2019-2020 are furnished below: -

7.11.1 ATHLETICS

Chennai Port Trust team won the First place in the AIMP Athletic Championship conducted at Paradip Port Trust from 16th to 19th January 2020. Selvi. T.T.Jency, Medical Dept., was the overall Champion in 45+ and Smt. Alphonsa P.Rayan, MEEDept., and Smt. D.Florance, Engg. Dept. won the overall championship in 50+.

7.11.2 BODYBUILDING

Chennai Port Trust team won Second place in the AIMP Bodybuilding Championship conducted by Mumbai Port Trust from 4th to 6th December 2019. Shri.C.Anbazhagan, Gateman, Traffic Department, was crowned as "MR. MAJOR PORT FOR THE YEAR 2019-20".

7.11.3 CARROM

Chennai Port Trust Carrom team won First place in the AIMP Tournament organized by Kamarajar Port Ltd., from 29th to 31st January 2020. Shri. D.Narayana Rao, Finance Dept., and R. Devendran, Traffic Dept., were the champions in seniors and veterans respectively. R. Dhanasekaran, Traffic Dept., came first in 45 plus age group.

7.11.4 CHESS

Chennai Port Trust Chess team emerged as the winner of AIMP Chess Tournament conducted by the Kamarajar Port Ltd., from 29th to 31st January, 2020. Shri. S.Paul Arokia Raj, Traffic Dept., secured the individual Board Prize.

7.11.5 WEIGHTLIFTING

Chennai Port Trust team has won First place in the AIMP Weightlifting Championship conducted by Mumbai Port Trust from 4th to 6th December 2019. Shri. E. Preamkumar, Sr.Asst., Engg.Dept., was awarded "STRONG MAN OF MAJOR PORTS FOR THE YEAR 2019-20".

7.11.6 FOOT BALL

Chennai Port Trust team finished third in the AIMP Foot Ball Championship conducted by V.O.C. Port Trust from 25th September 2019 to 29th September 2019 (Chennai Port Received Best Player of the Tournament)

7.11.7 LAWN TENNIS

Chennai Port Trust team has won Third place in Doubles 55+ in the AIMP Lawn Tennis Championship conducted by Jawaharlal Nehru Port Trust from 12th to 14th February 2020.

7.11.8 HOCKEY

Chennai Port Trust team secured third place in the AIMP Hockey Championship conducted by Kolkata Port Trust from 10th to 13th December 2019.

7.11.9 TECHNICAL OFFICIALS FROM THE PORT WHO ADORNED THE NATIONAL / INTERNATIONAL EVENTS

International Arbiter ('A' Grade) Shri. S.Paul Arokia Raj, S.S. Traffic Department was the only Indian to be nominated by FIDE (World Chess Federation) as the Deputy Arbiter in the World Cadet Chess Championship, 2019 held in Weifang, China from August 20 to September 02, 2019. He was also the Chief Arbiter in the Athens of the East Grandmasters Chess Tournament held in Madurai from August 9 to 17, 2019 and National Under 13 (open & girls) chess championship held in Vishakhapatnam from May 03 to 12, 2019.

Shri. Md.Riaz., A.S.V., Finance Department was the coach for the Tamil Nadu team in the 59th National open Athletics Championship held at Ranchi from 10th to 13th October 2019.

Shri. R.Tabort Jones, Sr.W.Clerk, MEE Department, was nominated as coach for the SDAT Kanchipuram Chief Minister Trophy State Level Hockey championship held at Trichy in February 2020.

Shri. M.S.Annakumar, Gateman, Traffic Department, Officiated in the 37th Nehru Sub Junior Hockey tournament (Boys U-15 yrs.) held at Delhi during the month of October 2019.

Shri. D.Clement Lourthuraj, Sr.W.Clerk, MEE Department, was nominated as a Selection Committee member for the Senior Women Inter District state Hockey Championship held at Chennai from 7th to 9th January 2020.

Shri. C.K.Sathyan, A.S., Traffic Department was appointed as the Technical official

for the Khelo India University Games 2020, 1st Edition held at Bhubaneswar from 25th February 2020 to 2nd March 2020.

Shri.K.S.Ilangovan, Sr.Asst., MEE Department and Shri.V.Anbuchezhian, Fire man., Marine Department were the Technical Officials in the 36th Sub Junior and 46th Junior State Aquatic Championship held at Chennai during the month of June 2019.

7.12 Library and Information Service

Chennai Port Library provides Documentation Service, Current Awareness Service and Bibliographic Services to its readers. Similarly, the library acts as a Major Information Resources Centre to fulfill the technical information requirements of Port Managers, Engineers and Employees.

The library comprises various subject books on Port Engineering, Port Management, Shipping, Cargo Handling, Multi Modal Transportation, Containerization, Civil Engineering, Mechanical Engineering, Dredging, Computers, Management & reference books, Non-book material like seminar proceedings, reports and CDs. The library receives over 30 periodicals.

Dr. Ambedkar Centenary Book Bank: The book bank is functioning in the library to cater to the needs of the professional course students of Port Trust employees. The book bank has a good collection of professional books in the subject area of Engineering, Medical and Management.

7.13. Tamil Sangam:

In order to promote Regional Language, Patriotism and Unity among the Employees, the Port is having a literary wing named as “Tamil Sangam” functioning in Chennai Port since 1964. During the year 2019-2020, the Tamil Sangam has conducted various programmes such as Poetry & oration by Employees and Scholarly lecture on Tamil Literature, Culture, Poets and Freedom Fighters from time to time under the title THANMARAM Literature Event. The Lectures were given by Scholars from Literary world & Professors from various colleges of Chennai. The THANMARAM events included Poetry Recitation, Oratory Meetings, Pattimandram (Debates). The Tamil Sangam had Published a book on Mahatma Gandhi, on the commemoration of his 150th Birthday.

8. Medical Facilities

The Chennai Port Trust Hospital was inaugurated on the 1st day of July, 1939 as a small Dispensary and after 79 years it now functions as a full fledged Secondary Care Hospital. The hospital has three units: -

1. The Main Hospital complex housing the Medical & Surgical Specialities, Laboratory, Casualty, Intensive Care Unit, Operation Theatre Complex etc.
2. Diabetic Super Speciality Centre at the Diamond Jubilee Building opposite to the Main Hospital, which has most of the outpatient specialities and allied services including a dedicated Diabetology Service.
3. An exclusive Dispensary is located in the Tondiarpet Housing Colony for the benefit of those living in and around the Trust's Quarters.

The 125 bedded Hospital has all broad Specialties (Medical & Surgical) and caters to a population of around 4,135 employees and their dependants and 15,253 retired employees & their spouses. In addition, the hospital also caters to employees of other Ports, CISF, IMU etc.

Services Available & Rendered:

- Dedicated six bedded Intensive Care Unit.
- Highly equipped Laboratory.
- State of the art operation theatre suites.
- Dialysis Wing
- An exclusive Diabetic Speciality Service.
- State of the art equipment for both diagnosis and treatment.

The hospital is professionally taken care of by 24 regular doctors of all specialities, 12-part time consultants and 3 full time specialists. The hospital engages the service of part time visiting Specialists for such of those Specialists which are not available and also to enhance the service in available Specialties for the comprehensive benefit of the Trust's patients.

The hospital has an elaborate Medical Stores Division taking care of the procurement of surgical, medical and essential medicines. The hospital has also empanelled Government and 17 Corporate Hospitals at CGHS rates for Super Speciality treatment 4 Scan Centers along with laboratories for services not available with Trust.

Allied Services:

The hospital also performs State of the Art surgeries like hip and knee joint replacements, Trauma Surgeries, Arthroscopic surgeries, major general surgeries including breast, thyroid and abdomen, Intraocular lens replacement for Cataract etc.,

On an average 181 major surgeries and 39 minor surgeries totalling 220 were performed from April 2019 to March 2020.

Census:

The average daily outpatient census is 703 and in-patient census is 42. The annual outpatient census is 161780 and inpatient is 14957.

First Aid & Ambulance:

The Ambulance and First Aid Service, Casualty (Emergency room) and ICU work round the clock. There are 3 ambulances and 1 First Aid Service Posts at various points scattered across the Port to deal with emergencies and also to transport them to appropriate places.

Hospital Kitchen & Diet:

The in-house kitchen is manned by a permanent Dietician & Nutrition Specialist who personally monitors the dietary requirements of the patients according to their illness and provides nutritional diet to all patients. Presently, the Port Hospital is one of the well-known, well equipped, major Secondary care hospital with in-house Specialities, well nurtured nursing service, emergency and first aid service etc.,

On Going Cleanliness Programmes:

- Swachh Bharath Abhiyan awareness programme have been conducted during the first week of every month.
- Swachh Bharath Abhiyan – Swachhta Pakhwada (a cleaning fortnight) was observed from 16.09.2019 to 30.09.2019.
- Swachh Bharath Abhiyan – Swachhta Hi Sewa cleaning campaign was conducted from 11.09.2019 to 02.10.2019

Preventive and promotive Health Care

- World health Day was observed on 7th April 2019
- World Schizophrenia Day was conducted on 12th June 2019
- World Mental Health Day was observed on 8th October 2019.
- World Sight Day was observed on 11th October 2019.
- World Osteoporosis Day was observed on 20th October 2019.
- World Stroke Day was observed on 29th October 2019.
- Dengue Awareness Programme was held on 08th November 2019

- World Diabetes Day was observed on 14th November 2019.
- World COPD Day was observed on 21st November 2019.
- “Yours Heart fully” a Cardiac screening Programme for all the employees of Chennai Port Trust was inaugurated by the Hon’ble Minister of Shipping on 26.11.2019
- World AIDS day was observed on the 1st and 2nd of December 2019
- World Leprosy Eradication Day Awareness Program was conducted on 29.01.2020.
- World Cancer Day was observed on 08.02.2020.
- Glaucoma Awareness week observed at Ophthalmology OP on 11.03.2020
- Glaucoma Awareness Camp was conducted on 15.03.2020.
- World TB Day was observed on 24.03.2020.
- Pamphlets were issued to all employees across the Port premises to create awareness among employees for maintaining cleanliness and hygiene.
- Pre-retirement counseling was conducted every month by the Medical Officers for the benefit of the retirees who are about to retire on the corresponding month at the New Conference Hall, Centenary Building.
- ECG (Emergency Core Group) and RAGE (Rapid Action Group for Emergencies) as part of training Officers and Staff in Cardio Pulmonary Resuscitation to save lives at times of Emergency.
- Monthly Continuing Medical Education for Doctors, Nurses and Pharmacists conducted regularly.
- Refresher Courses for the Doctors, Ministerial Staff and Paramedics on Rules and regulations conducted every month.
- Automation for the Hospital was implemented. This is apart from the ERP.
- COVID-19 Awareness Programme was conducted in the New Conference Hall chaired by the Deputy Chairman for the benefit of the Port Users, Customs, Navy, Coast Guard along with the Port Health Officials.
- Separate COVID-19 ward was prepared as a stand by which was inspected by the Hon’ble State Health Minister along with State Health Secretary.
- Exclusive FEVER OP Started for COVID 19
- CMO attended Trainer of Trainer Course for COVID 19 at New Delhi on 6th

February 2020

- Regular Training programmes on COVID 19 for all categories conducted periodically

Other facilities

- Specialized COVID-19 Ward & Isolation Ward
- Chennai Port Trust Hospital has been recognized by the TNMC for award of CME Credit Points.
- Installation of Solar Panels in Main Hospital
- Exclusive Diabetic Specialty Centre
- Drop Box for Unused Medicines
- Liquid and Solid Bio Medical Waste
- Computed X-Ray system
- Modernized Female Ward, Male Surgical Ward and Modular Offices
- Hospital Automation
- Improved state of the art equipment for dealing with newer diseases.
- Wellness Clinics in the department of Psychiatry, Cardiology & Gynecology as per the guidelines of our National Health Policy.
- Vision Diabetes
- Empanelment of specialized hospitals with Chennai Port Trust Hospital for the benefit of the employees/pensioners
- E – Office

Future Ongoing Plans

- Hospital Automation (ERP/HMIS)
- Well-equipped and updated Library
- E-Office towards paperless office environment

Citizens Client Charter

The Chennai Port Trust Hospital has made a self-assessment of its services on the lines of guidelines charted by the CCC and of the 8 parameters. We have achieved Excellent in almost all parameters.

ADMINISTRATION REPORT

GENERAL

1. PROGRESSIVE USE OF HINDI

1.1 HINDI TRAINING:

During the year 2019-2020, the number of employees/officers passed the examinations was as under:

Name of the course	No. of employees / officers passed
Prabodh	23
Praveen	10
Pragya	19
Hindi Typewriting/Stenography	--

1.2 USE OF HINDI FOR PRESCRIBED PURPOSES:

During the year 2019-2020, 267 documents were issued bilingually as required under section 3(3) of the Official Language Act, 1963. Accordingly, sec 3(3) of O.L. Act was complied with fully.

1.3 MECHANICAL AND ELECTRONIC DEVICES:

Hindi software was installed in all the computers.

1.4 ORIGINAL CORRESPONDENCE IN HINDI:

During the year, 1105 letters were issued in Hindi by the Chennai Port Trust to Regions A,B & C.

1.5 CASH INCENTIVE FOR EMPLOYEES/CHILDREN:

Cash Incentives were given to 22 children of Officers/Employees of Chennai Port Trust who have passed various Hindi Examinations conducted by Dakshin Bharat Hindi Prachar Sabha.

1.6 OFFICIAL LANGUAGE IMPLEMENTATION COMMITTEE:

OLIC Meetings are conducted regularly once in every quarter. During the OLIC meetings, discussions were held on various items regarding Implementation of Official Language Policy and actions are taken to implement the decisions. Awards for best implementation of O.L. during the quarter have been given to the Head of Department which implemented the O.L.

1.7 HINDI COMPETITIONS:

Hindi Competition were conducted on 03.09.2019 to 06.09.2019, during Hindi Fortnight Chennai Port Trust employees participated in various competitions prizes were distributed during Hindi Day Celebrations.

1.8 CELEBRATION OF HINDI DAY:

Hindi Day was celebrated on 13.09.2019, Shri P. Raveendran, IRTS, Chairman, Chennai Port Trust was the Chief Guest of the function. During the Hindi Day Celebrations 9th issue of Hindi Magazine 'Sagar Saloni' was released.

1.9 HINDI WORKSHOPS:

Hindi Workshops are conducted regularly once in every quarter to motivate the Officers/Employees of the Trust to work in Hindi. Certificates and Books were distributed to the Employees.

1.10 SPECIAL ACHIEVEMENTS:

Special drives are being conducted from time to time to clear the pit falls in the implementation of the official language in Chennai Port Trust.

Awareness program on Official Language Act and Rules was conducted to college students on 07.05.2019.

Special Hindi workshop was organized on the occasion of Hindi Day on 06.09.2019. Officers / employees of Chennai Port and Kamarajar Port participated.

Administrative Reports and Annual Accounts were also released in Hindi.

In the annual Performance Appraisal Report (APAR) of the officers, 5 marks have been prescribed for Hindi implementation as a Key Result Area.

Responsibility was fixed at various levels to ensure Hindi implementation.

A special Hindi Training Session to Doctors and other Para-medical staff has been started to clear the heavy backlog in training.

2. DETAILS OF THE MARKETING EFFORTS:

The marketing team is regularly organizing promotional activities like frequent Industrial visits, conducting inter-active sessions with the stake holders on commodity basis to achieve the target and improve the port trade. The events conducted are furnished:

2.1 Trade Facilitation Meet:

- 1 Chennai Port conducted Trade Meeting at Hotel Accord Metropolitan, Chennai on 28.06.2019 to highlight the Concession on Vessel Related Charges for container vessels to the stake holders.
- 2 On 12.07.2019 a Meeting convened by Special Secretary Logistics with Officials of Port and Stakeholders to review and discuss on logistics issues pertaining to the Meeting held on 23.01.2019
3. On 05.09.2019 a Long Term MOA was signed jointly with KIA Motors and their Logistics partner GLOVIS. This MOA entered would result in assured business and increase the export of Automobiles.

2.2 Inter-active Session / Meeting:

- 2.2.1 On 24.06.2019 Chennai Port participated in Interactive Session with Exporters / Importers of Containerised Cargo to discuss the various issues on Logistics cost and issues.
- 2.2.2 On 07.11.2019 a Memorandum of Understanding (MOU) between Port Authority of Thailand (Ranong port) and Chennai Port Trust was signed at Visakhapatnam Port trust in the BIMSTEC Conclave Chennai Port Trust, India and Port Authority of Thailand (Ranong Port) entered into the Sister Port MoU at Visakhapatnam Port Trust on 07.11.19 to strengthen longstanding relationship and to improve co-operation between India and Thailand.
- 2.2.3 On 04.12.2019 Port Level Facilitation Meeting was convened in the Board room to facilitate and discuss the various issues on logistics on the vessel to be scheduled to be arrived on 13.12.2019 (Sea Bourne Ovation) to facilitate and discuss on the logistics issues if any.

2.2.4 On 23.12.2019 Chennai Port had inter-active session with Importers/Exporters and Tank Farm Operators to explain the infra structure and the facilities of Coastal Berth/Bunker Berth to understand the requirements of the Tank Farm Operators.

2.2.5 On 03.01.2020 Port Level Facilitation Meeting was convened in the Board Room to facilitate and discuss the various issues on logistics on the vessel to be scheduled to be arrived on 10.01.2020 (La Belle des Oceans) to facilitate and discuss on the logistics issues, if any.

2.3 Industrial Visits

2.3.1 Industrial Visit made to M/s.Mediterranean Shipping Company and M/s. A S Shipping Co. Ltd. on 09.08.2019 and 16.8.2019 respectively to understand and analyze the issues faced by them and also to update the concessions extended by Port.

2.3.2 On 08.09.2019, Industry visit made to M/s. Coromandel International Ltd, importers of Fertilizers (Rock Phosphate, Sulphur), to analyze the reason for not importing the fertilizers since April 2019 and ascertained that cargo would be handled in forthcoming months.

2.3.3 On 16.10.2019 a visit was made to M/s. K TV Health (P) Ltd. as a part of Marketing Initiatives to understand the grievance faced, if any and also the forecast for liquid bulk cargo that could be handled through Chennai port for the FY ending March 2020 Request made for feedback and any further infrastructure/facilities required to handle more volume of cargo through Chennai port.

2.3.4 On 16.12.2019 Industry visit made to M/s. Trimex Industries Ltd. The operational issues/constraints were discussed during the meeting. The requirements pertaining to deeper draft and open space were discussed.

2.4 Concessions extended

2.4.1 Renewal of Memorandum of Agreement (MoA) with M/s. Hyundai Motors India Ltd.

Chennai Port renewed its Memorandum of Agreement (MoA) with M/s. Hyundai Motors India Ltd (HMIL) for a further period of 10 years from 01-04-2018 till 31-03-2028 for Concession in Vessel Related Charges and Cargo Related Charges for export of Completely Build Car Units through Chennai Port by Ro-Ro vessels.

2.4.2 Memorandum of Agreement (MoA) with M/s.KIA Motors on 5th September 2019 for a period of 10 years.

- a) Minimum 250 KIA CBUs shall be exported on each vessel to claim VRC concession.
- b) Shall provide Performance Security for a value of ₹ 13 Crores in the form of irrevocable and unconditional Bank Guarantee or Fixed Deposit Receipt (FDR)
- c) If MGV is not achieved in a particular year/ in case of Breach of Agreement, the Performance Security shall be encashed with applicable interest as per SoR to the extent of concession availed.
- d) Breach of Agreement also includes export of CBUs by KIA through any other Port either in part or in full, other than ChPT.
- e) Storage space shall be provided on case to case basis with advance intimation

2.4.3 Upfront Concession in VRC as per schedule of rates on each vessel call to ex-im container vessels.

- a. 15% concession for all coastal container vessels.
- b. Concession Matrix for EXIM Container Vessels on upfront basis at SoR

Concession Matrix for EXIM Container Vessels on upfront basis at SoR

GRT of vessel	TEUs per Voyage					
	0 to 1000	1001 to 2000	2001 to 3000	3001 to 4000	4001 to 5000	5001 & Above
Upto 30,000	20%	20%	25%	25%	30%	35%
30,001 to 60,000	20%	25%	25%	25%	30%	35%
60,001 to 70,000	30%	30%	30%	35%	35%	40%
70,000 & Above	35%	35%	40%	40%	45%	50%

- c. Additional loyalty discounts of 2% of the total VRC paid by them (after discount) for those container vessel services which make 30 to 49 calls per annum at the end of the year. For those services which make 50 or more calls per annum, 5% of the total VRC paid (after discount) shall be given as Loyalty reward at the end of the year.

2.4.4. In order to encourage handling of transshipment of EXIM containers through Chennai Port

- (i) For Coastal vessels, exclusively sailing between coastal destination in India, carrying 100 TEUs or more of EXIM Transshipment containers per voyage
 - (a) A flat 70% concession on Vessel Related Charges of Chennai Port's Scale of Rates (SoR) for first 25 voyages per financial year
 - (b) From 26th voyage onwards a flat 80% concession on Vessel Related Charges of Chennai Port's Scale of Rates (SoR) per financial year
 - (c) An agreement to this effect has to be entered between Chennai Port and the Service provider
 - (d) All existing VRC concession, if any, offered for the coastal container vessels, will cease to exist, once the agreement is signed.
- (ii) For Foreign vessels carrying 100 TEUs or more of EXIM Transshipment containers – 5% additional concession upfront on Vessel Related Charges of Chennai Port's Scale of Rates (SoR) along with the existing VRC concession. i.e. (15% flat + existing VRC concession + 5% upfront) based on fulfilling the conditions stipulated for TEUs, GRT and the voyages. The volume of such EXIM Transshipment containers would be included while calculating the Threshold TEUs of such services.

2.4.5 Concession for Cruise vessels

- (a) In accordance with the directions of the Ministry of Shipping, vide Letter No. SW-15011/2/2016- MG Dated: 03rd November 2017, the following concession for Cruise Vessels shall be applicable from 03.11.2017 for a period of three years on trial basis to promote the cruise tourism in India.
 1. The composite port charges for a cruise call is fixed at \$0.35 per GRT for first 12 hours stay across all major ports with a view to have one rate. Ports will not charge any other rate like berth hire, port dues, pilotage, etc.,

2. For a period of stay exceeding 12 hours, the normal berth hire charge is fixed as per Scale of Rates (SoR) clause 2.3.1.
- (b) In accordance with the directions of the Ministry of Shipping, vide Letter No. SW-15011/1/2019- MG Dated: 08th March 2019, the following concession for domestic Cruise Vessels shall be applicable from 03.11.2017 for a period of three years on trial basis to promote the domestic cruise tourism in India.
1. Composite concession of 40 % for domestic cruise vessel calls between 75 -100 in a year and composite concession of 50% for domestic cruise vessel calls exceeding 100 in a year on Vessel Related Charges (VRC) per GRT for first 12 hours of stay.
 2. Both the above concession is not to be linked to providing pilot services.
 3. For berth stay longer than 12 hours, an additional berth hire as per the Scale of Rates (SoR) clause 2.3.1.



ADMINISTRATION REPORT

DEVELOPMENTAL PROJECTS

A. PPP PROJECTS

1. Development of Chennai Mega Terminal (Renamed as “Development of Outer Harbour” (Est. Cost: ₹ 5100 Cr.)

The Mega Container Terminal planned in 2007-08 on North of BD failed to take off due to the global recession. Even after it was restructured as Outer Harbour Terminal, there was no investor interest. However, as the Project was approved by the Cabinet after due diligence, it is deferred for reconsideration in case of future demand for such features. Meanwhile, Navy commissioned a study through IIT – M for developing berths at the new Outer Harbour, however, the Navy proposal could not be proceeding by Navy. Hence, a proposal is being sent to Ministry for getting approval of cabinet for dropping the Outer Harbour Project.

2. Development of land acquired by Chennai Port at Mappedu, Sriperumbudur:

The Dry Port proposed at Mappedu land leased from SIPCOT is expected to receive a better response from investors due to the likely resumption of the elevated corridor from Chennai Port to Maduravoyal. The Feasibility Report for development of Maritime Cluster submitted by the Consultant of SDCL, has been scrutinized and clarifications being sought from the Consultant.

Based on the studies carried out by the NHA Consultant, the land parcel is feasible for development of Multimodal Logistics Park. As requested by NHA, ChPT conveyed its in-principle consent to be a constituent in the proposed SPV for development of MMLP at Mappedu land.

Action has been initiated to invite tenders for allotment of the land parcels for developing cargo handling facilities viz. Warehouses, Logistics facilities, etc. on land lease model.

3. Development of Barge Handling Facility at BD on DBFOT basis (Est. Cost: ₹ 27.29 Cr.)

To cater to bunkering for Ship, a 150m long barge terminal was proposed at BD at an estimated cost of ₹ 27.29 Crs through the PPP mode in 2013. But the project did not reach financial closure as the operator CBTPL failed to fulfilled conditions precedent

of the concessionaire agreement. It was terminated in Feb 2016 and though CBTPL resorted to arbitration, the award was in and favour of the Trust. Further the Claimant filed an appeal challenging the Arbitral award and the matter is sub-judice.

4. Development of Dry Dock at Timber Pond/Boat basin at Chennai Port Trust (Est. Cost. ₹ 315.00 Cr.)

Open tenders were invited during December 2013 & November 2014 based on the Land Lease Model for the Dry Dock facility failed to yield any response. Subsequently Indian Coast Guard (ICG) shown interest for Development of Dry Dock at Timber Pond/ Boat basin. Accordingly, a Draft MoU was sent to ICG during March 2015. ICG, vide letter dt 23.04.2019 has informed that Ministry of Defence has sanctioned the project of leasing of Timber pond / Boat Basin area from Chennai Port for a period of 99 years and Board approved to allot the Timber Pond / Boat Basin to ICG for 99 years lease on upfront lease basis subject to approval of MoS. Based on the recommendations of the Empowered Committee, MoS accorded approval on 10.10.2019 for leasing of Timber Pond & Boat Basin for 99 years to ICG for Development of Dry Dock. Upfront premium to be paid by Indian Coast Guard is ₹ 840.65 Cr out of which ₹ 453.62 has been paid by ICG to ChPT LoA & SLA is under finalization and the allotment will be made to ICG shortly.

5. Setting up a dedicated facility at Bharthi Dock Berths I & III (Berth No.26B & 27B) to handle POL / other liquid cargo for a period up to 30 years on Captive basis:

In order to utilize the berths to its optimum capacity, the POL operators of Chennai Port viz., CPCL & IOCL were requested to submit their proposal along with Feasibility Report for setting up a dedicated facility to handle their cargo. On receipt of Feasibility Report from the applicants, the follow up action will be taken up for selection of successful Project Dependent Industry (PDI), as per Captive policy.

6. Development of Jawahar Dock (West) berths and South Quay II berth for handling Multi-cargoes on PPP mode:

Jawahar Dock (West) Berths comprising Berth No.10J to 12J including 13A (SQ I) is planned for setting up of multi-cargo berths for handling cargoes such as bulk, break-bulk and liquid cargo. The proposal will be taken up after NHA awards the Elevated Road Project.

7. Setting up a Coastal Terminal at Chennai Port for handling Multi-cargo including liquid cargoes on PPP mode:

The newly commissioned berth Nos.1B & 2B (Coastal Berths) are proposed for allotment to private player for handling all types of cargoes including liquid cargoes, after awarding of Elevated Road project by NHAI.

8. Development of Jawahar Dock (East) and BD II Berths as Container Terminals on PPP basis.

On award of bids for New 4-Lane Elevated Road from Chennai Port to Maduravoyal, ChPT exploring the possibility of setting up a Container Terminal in JD (East) berths comprising Berth No.7J to 9J along with Berth No.24B (BDII) since the evacuation of containers and connectivity issues to the Port will be resolved after the Elevated Road project is in place.

B. MAJOR ROAD CONNECTIVITY PROJECTS

1. New Four Lane Elevated Road from Chennai Port to Maduravoyal (Est Cost: ₹ 3148 Cr):

The elevated road project from Chennai Port to Maduravoyal was formulated in 2007 to provide direct connectivity from Chennai Port to hinterland through NH4 without interfering with the City roads. The project was awarded to a BOT toll operator, but the work stopped in March 2012 due to objection of GoTN on the alignment.

On continuous pursuance of MoS & ChPT, the GoTN agreed to resume with certain conditions on 02.02.2016. The Detailed Project Report (DPR) was submitted by the NHAI, Consultant during February 2018. During the review meeting held on 02.12.2019, the Hon'ble Minister, MoRT&H made a suggestion that NHAI to implement the proposal under EPC mode considering the importance of the project and NHAI vide letter dt 23.07.2020 has informed that Competent Authority has given approval to take up the project on EPC mode and tender will be floated soon.

The total Capital cost for the project as per the revised DPR is ₹ 3148.29 Cr for the revised alignment of 20 km length and four lane width.

2. Chennai Ennore Port Road Connectivity Project (formerly EMRIP) (Est. Cost: ₹ 600 Cr.)

This 30 km road project connecting the Port to NH 5 involves upgradation and widening of the north Chennai City Roads including Ennore Expressway, Tiruvottiyur-

Ponneri Panchetti Roads, Manali Oil Refinery Road & Northern segment of Inner Ring Road is being implemented by NHAI. Chennai Port is one of the SPV partners with NHAI, KPL & GoTN has paid its entire equity share of ₹ 139.80 Cr. The road work is almost completed except 300 m stretch inside the Fishing Harbour due to relocation of fishing stalls from the alignment of road.

After continuous pursuance of Chennai Port with the concerned departments of GoTN, evacuation of fishing stalls was carried out on 08.3.2019 and NHAI was requested to secure the demolished/evicted area in the EMRIP alignment and restart the work immediately. In turn, NHAI provided the temporary fencing work along the 300m stretch of the road alignment.

NHAI, awarded contract for completion of balance portion of road in the 300m stretch inside Fishing Harbour. The contractor commenced the work and it is in progress.

C. OTHER MAJOR PROJECTS

I. COMPLETED PROJECTS:

1. Construction of Coastal berth at Chennai Port Trust (Est. Cost: ₹80 Cr. & Capacity: 1 MTPA; Funding: GBS: ₹ 30 Cr. under Sagarmala; Balance: Internal Resources)

A 260 m long Coastal Terminal was constructed including Dredging upto (-) 11.88m CD at the northern sheltering arm north of East Quay will benefit growth of coastal cargo along east coast in the long run and reduce transaction cost to the end user. Work completed on 21.11.2019.

2. Strengthening of JD 4 & JD6 (Est. Cost: ₹ 7.36 Cr.)

“Balance work of Modernization of JD at portions of JD 4 & JD 6 and dredging alongside JD 4 & JD6” was completed on 22.11.2019 for the entire depth alongside JD (East) is increased to (-) 14 m CD which will enable berthing of bulk cargo vessels upto 60000 DWT for which there is demand from the trade.

3. Development of Paved Storage Yards at Chennai Port for handling Export Cargoes (Est. Cost: ₹ 54 Cr.; Funding: GBS: ₹ 27 Cr; Balance: Internal Resources)

Development of Paved Storage yards for a total extent of 11.32 hector was developed at ONB Yard and backup area of JD(E) & JD(S) for handling a variety of dry bulk cargoes in a clean manner without emanation of dust. In future premium cargoes including Containers, Cars and Project cargo can also be handled at these yards.

The Paved Storage Yard completed in May'19. Ancillary works viz., electrical works & illumination works were completed except drainage arrangement work and the same will be completed shortly.

II. ONGOING PROJECTS:

1. Construction of Bunker Berth at Bharathi Dock (Est. Cost: ₹ 44 Cr.; Capacity: 1 MTPA, Funding: GBS: ₹ 22 Cr; Balance: Internal Resources)

Construction of a 181m long and 18m wide Bunker berth at Bharathi Dock has commenced and will enable handling of Bunker Tankers up to 10000 DWT. On completion of the work, ChPT will emerge as a major hub for bunkers and cater to ships calling at the Port and also outer anchorage for mainline vessels passing Chennai Port. Work is in progress and expected to be completed by February 2021.

2. Periodical Monitoring and testing of various environmental parameters inside the Chennai Port Trust (Est. Cost: ₹ 44 lakhs)

Monthly Ambient Air Quality monitoring, ground water and Marine water monitoring in Chennai Port being carried out regularly. Noise level monitoring being carried out seasonally. The above works are in compliance with the stipulation of the MoEF&CE while according environmental clearance for Port Projects in the Inner & Outer Harbour in the 1990s.

III. FUTURE PROJECTS.

1. Development of Dedicated Container Corridor inside Chennai Port for quick evacuation. (Est. Cost: ₹ 100 Cr.)

The purpose of the project is to create exclusive corridor inside port for efficient container evacuation without interference from other cargo vehicles which will move on the existing Port roads. It is proposed to seek GBS for implementing the Project. DPR will be prepared after finalization of landing point/adjacent of elevated road from Chennai Port to Maduravoyal.

2. Development of Dry Port cum Multimodal Terminal at Jolarpet (Est. Cost : ₹ 200 Cr.)

For better use of the Rail infrastructure and to avoid traffic congestion on the roads, it is proposed to Develop Dry port cum Multi modal logistic hub at Jolarpet with rail connectivity to Chennai Port. After discussions with Southern Railway, the extent

of land at Jolarpet that can be spared to ChPT was identified for the project. Southern Railway sought Chennai Port's consent for paying ₹ 48.36 crores as one time lump sum payment for leasing of land of 66752 Sqm. for 35 years at Jolarpet for the proposal. Southern Railway was requested to indicate as to whether Southern Railway could be a Partner in Development of Dry Port at Jolarpet project by contributing land as Southern Railway's share to make the project viable.

D. MUTATION OF ALL LAND RECORDS

The Mutation of Land records have been taken up and after persuasion with the Govt. of Tamil Nadu, Revenue Department, the patta, PLR extract & FMB sketches are obtained for the surveyed land area of 425 Acres out of 456 acres of surveyed land area. This apart, a detailed land survey was conducted by the Govt. of Tamil Nadu, Revenue Department during May 2019 for the un-surveyed land area of about 359 acres created inside the Port and the process of Mutation of land records is under process for this land area at Govt. of Tamil Nadu. However, the entire land is under possession of Chennai Port Trust and protected by a compound wall.

E. GREEN PORT INITIATIVES:

The Ministry of Shipping in India has started a new project to aim to help make major Ports across the country cleaner and greener.

Project Green Ports will include 12 initiatives, such as preparation and monitoring plans, plantation, the acquisition of equipment required for monitoring environmental pollution and setting up sewage treatment plants.

Other projects include setting up facilities for energy generation from renewable energy sources, the completion of Oil Spill Response facilities and improving the quality of harbour waters.

These will aim to promise the cleanliness of the port premises, such as cleaning the wharf, repairing of port roads and modernizing all the toilet complexes in the operational area. Solar power plants have also been installed at Chennai Port roof top of buildings of 500kw capacity and is generating electricity. In addition, 1 No. Fog Canon Machine and 1 No-Road sweeping machine along with inbuilt water sprinklers have been deployed to mitigate the dust pollution at Chennai Port.

F. SWACHH BHARATH:

Swachh Bharath Abhiyan (SBA) or Swachh Bharath Mission (SBM) was officially launched on 2nd October 2014 at Rajghat, New Delhi by Prime Minister Shri.Narendra Modi.

Chennai Port is also implementing SBA since 2016 to improve the Port premises to keep clean and neat by carrying out various activities identified under 22 major heads by Ministry of Shipping.

The activity includes cleaning the Wharf, Cleaning and Repairing of Sheds & Port roads, modernizing all toilet complexes in operational area, Painting & White washing all office buildings, removing unnecessary vegetation.

Chennai Port utilized a sum of

- (i) ₹ 731 lakhs (including the grant of 329 lakhs) for FY 2016-2017.
- (ii) ₹ 340.32 lakhs (including the grant of 200 lakhs) for FY 2017-2018.
- (iii) ₹ 179.29 lakhs (including the grant of 200 lakhs) for FY 2018-2019.
- (iv) ₹ 271.05 lakhs for FY 2019-20 and grant not received from MoS.

G. RFID SYSTEM

A Radio frequency identification system for issue of Harbour Entry Permits for vehicles and individuals is completed.

H. MODERNISATION OF FIRE FIGHTING FACILITIES

It is proposed to replace the hydrant and Tower Monitor Pipelines, Pumps, Pressure maintenance pumps, Motor/Diesel Engines as per OISD 156 norms along with repairs works to the Control Cabin, Tower Monitors etc. in coordination with major users viz. CPCL and IOCL.

I. PROCUREMENT OF OIL SPILL RESPONSE VESSEL, FLEX BARGES AND SHORE LINE CLEANUP EQUIPMENTS:

For combating Oil Pollution and mitigation measures, an order was placed for the supply of 1 No. Oil Spill Response Vessel and other equipments / accessories at a total cost of ₹ 12.97 crores. The vessel ORV Marudham arrived at Chennai Port on 09.05.2019 and the same was satisfactorily accepted and handed over to Marine Department on 18th May, 2019.

J. CONTINUOUS ONLINE AIR QUALITY MONITORING (CAAQM) STATION

Continuous Online Ambient Air Quality Monitoring Station have been installed at three identified locations inside the Chennai Port Trust.

The system consists of beta Gauge Automatic PM 2.5 fine suspended particulate matter monitor conforming to US EPA Automated Federal Equipment Method Designation.

This system will monitor the Air Quality analyzing for Co, So₂ and No_x inside the Port premises. Also this system has measuring equipment for micro Metrological parameters viz., Wind Velocity, Wind Direction, Maximum/Minimum temperatures, Relative Humidity rainfall and Atmospheric Pressure etc.

The system is having outdoor LED data display at four places with Day light and Night visible system. The data is transferred online to Air Care Centre located at TNPCB/ CPCB and Port Website.

The cost of the system installed is ₹ 2.35 crores.

K. INTEGRATED SURVEILLANCE CCTV CONTROL SYSTEM

Chennai Port Trust being an ISPS compliant Port has installed an integrated Surveillance CCTV Control System in the Office of the Commandant (CISF) located in the Diamond Jubilee Building as per the recommendations of Intelligence Bureau.

This system consists of 82 cameras of various types viz., Fixed, PTZ and IR and 47 Nos. of HD Quality Television Monitors of size 23”.

These cameras are having high quality lenses supplied by reputed manufacturers viz., Hikvision and CP Plus.

The HP server connected to this system is having the facility of 90 days recording footage capacity.

This integrated surveillance CCTV Control System was commissioned on 10.10.2019.

This integrated surveillance CCTV Control System helps: -

- To monitor the unauthorized entry of anti-social elements in the sea front area of the Port which is one of the major cause for national threat.
- To monitor the vehicle movement at IN/OUT Gates in order to avoid traffic congestion inside the port.

- To monitor the attempt of any thefts / pilferages of Trust properties inside the Port Premises.
- To recall the footage of accidents/thefts/crimes, if any, happened. The total estimated cost of this project is about ₹ 1.5 crores.

L. Pit-Less Electronic In-Motion Weigh Bridge

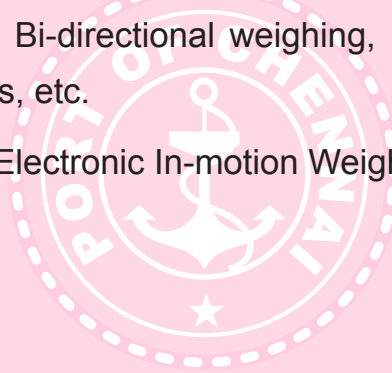
One number Pit-less Electronic In-Motion Weigh Bridge was installed inside the Port Premises for weighing the Bulk Cargos Viz. Limestone, Dolomite and Gypsum loaded in the wagons on Rail. This bridge will ensure continuous loading of Cargos and facilitate seamless movement on the Railway Network.

The minimum weighing capacity of the bridge is 4 Tonnes and maximum weighing capacity is 140 Tonnes with 200 KGs resolution.

The bridge is Class “1” type, having the weighing speed of 15 km/hr. The bridge is also having facilities viz. Over speed warning with LED indication system, Anti Roll Back System, Wagon Identification Bi-directional weighing, Mixed Rake Weighing Tamper Proof by unauthorised persons, etc.


The cost of the Pit-Less Electronic In-motion Weigh Bridge is ₹ 14.13 Lakhs.

Chennai – 600 001



CHAIRMAN

CHENNAI PORT TRUST




CHENNAI PORT TRUST



PART - II

**STATISTICS
OTHER THAN ACCOUNTS
2019 - 2020**



STATISTICS OTHER THAN ACCOUNTS

TABLE NO	CONTENTS	PAGE NO.
1A	Topography of the Port	67
1B	Storage Capacities	68
1C	Berth Particulars	69
1D	Floating Crafts	70
1E	Cargo Handling Equipments	71
2A	Total Import Traffic	72
2B	Total Export Traffic	73
2C	Commodity wise traffic handled during the last five years	74
3	Flag wise Distribution of Cargo	75
4	Distribution of Import Cargo Handled	77
5	Distribution of Export Cargo Handled	78
6	Number and Type of Containers Handled	79
7A	Number and Size of Ships Handled	80
7B	Operational Statistics for the last five years	81
8	Performance of Ships	82
9	Distribution of Pre-berthing Delay	83
10	Distribution of Non-Working time at berth	84
11	Berth Occupancy	85
12	Availability of Cargo-Handling Equipments	86
13	Utilisation of Cargo-Handling Equipments	87
14	Cargo handling productivity	88
15	Container Cargo and Tareweight	89
16	Commodity Wise Export Cargo Received	90

STATISTICS OTHER THAN ACCOUNTS

TABLE NO	CONTENTS	PAGE NO.
17	Commodity Wise Import Cargo Despatched	91
18	Performance of Dredgers	92
19	Employment at Port	93
20	Particulars of Accidents	94
21	Financial Indicators	95
22	Capital Expenditure of Plan Schemes	96




TABLE NO. 1
VITAL PORT STATISTICS
(A) TOPOGRAPHY OF THE PORT

Location		Entrance Channel			Turning Circle		Type of Dock/Port
Latitude	Longitude	Length (Mtrs.)	Minimum Depth (Mtrs.)	Minimum Width (Mtrs.)	No.	Diameter (Mtrs.)	
13° 06' N	80° 18' E	About 7000 m.	Inner channel 18.6 m. below CD Outer channel 19.2 m. below CD	Gradually increases from 244 m. to 410 m. at the bent portion then maintains a constant width of 305 m.	1 (Outer Harbour)	560	All weather artificial harbour with one outer harbour and one inner harbour with a wet dock and a boat basin with round the clock navigation facilities.

TABLE NO. 1
VITAL PORT STATISTICS
(B) STORAGE CAPACITIES AT PORT

Type	Dry storage Accommodation			Liquid Storage tanks				Container			Remarks
	Number	Area (Sq. Mtrs.)	Location Inside Port / outside Port	Number	Location inside Port / outside Port	Capacity (Kls / Tonnes)	Type of Cargo	Number	Location Inside Port / outside Port	Capacity / Area (Sq. Mtrs.)	
A) PORT OWNED											
i) Transit shed / Overflow sheds	5	10,905	Inside Port	-	-	-	-	-	-	-	1.WQ-III,2.WQ-IV,3.CB,4.Crane Shop Bldg(to be handed over to ICG) 5.Hazardous Cargo
ii) Ware Houses	12	48,275	Inside Port	-	-	-	-	-	-	-	1.JD-I, 2.JD-III, 3.JD-V(N), 4.JD-V(S), 5.M1,6.M2,7.E1,8.E4,9.Old Chokani, 10.Old MSD, 11.Spare Parts Ward 1&2 12.Spare Parts Ward 3&4.
iii) Exim Godown	2	9,256	Inside Port	-	-	-	-	-	-	-	4628 x 2= 9256
Total Covered Area		68,436									
b) Open	-	1,341,373	Inside Port	-	-	-	-	-	-	-	
B) AREA ALLOTTED & VACANT											
a) Covered											
i) Transit shed	-	10,905	Inside Port	-	Inside Port	-	-	-	-	-	
ii) Ware Houses	-	34,718	Inside Port	-	Inside Port	-	-	-	-	-	
iii) Vacant Area	-	22,813									
Total Covered Area	-	68,436	Inside Port	38	Inside Port Area I	205123.73	Edible Oil, CBFS, Fuel oil	-	-	-	
b) Open											
i) Alloted Area	-	263,265	Inside Port	46	Inside Port Area IV	141215.64	Phosphoric Acid,Edible Oil, Non Hazardous liquid Cargo	-	-	-	
ii) Vacant Area	-	243,100	Inside Port		Inside Port						
iii) Other open area Transit - 269405 Long Term Lease/ Licence -565603	-	835,008	Inside Port		Inside Port						Coast Guard, CONCOR, Navy, Customs, CCTPL, CITPL
iv) Total open Area	-	1,341,373	Inside Port		Inside Port	346339.37					

**TABLE NO. 1
VITAL PORT STATISTICS
(C) BERTH PARTICULARS**

Sl. No.	Berth	Type	Rated Capacity (MTPA)	Capacity at Desired occupancy (MTPA)*	Draft In (Metres)	Quay Length (Meters)	Remarks
DR. AMBEDKAR DOCK :							
1	19A	Passenger/General/Liquid Bulk	1.0	0.7	8.50	198.00	
2	18A	General/RO-RO/Liquid Bulk	1.4	0.9	11.00	170.60	
3	17A	General/RO-RO/Liquid Bulk	1.5	1.0	12.00	170.60	
4	16A	General/Food Grains	2.2	1.5	12.00	170.60	Transit shed attached
5	15A	General/Food Grains	2.7	1.9	12.00	170.60	Transit shed attached
6	14A	General/Passenger	2.7	1.9	11.00	170.60	Transit shed attached, 11m upto 795 m 9.5 m upto 810 m
7	13A	General/Dry Bulk	2.6	1.8	9.50	246.00	
8	6A	General/Dry Bulk/Liquid Bulk	1.4	1.0	9.50	179.00	
JAWAHAR DOCK :							
9	12J	Dry Bulk/General	4.2	2.9	11.50	218.33	Transit shed attached
10	11J	Dry Bulk/General	4.3	3.0	12.00	218.33	Transit shed attached
11	10J	Dry Bulk/General	3.1	2.2	12.00	218.33	Transit shed & overflow shed attached
12	7J	Dry Bulk/Liquid Bulk/General	4.4	3.1	13.50	218.33	14.0 m during High Water
13	8J	Dry Bulk/Liquid Bulk/General	2.8	2.0	13.50	218.33	
14	9J	Dry Bulk/Liquid Bulk/General	3.3	2.3	11.00	218.33	
BHARATHI DOCK :							
15	26B	POL	6.7	4.7	14.60	355.65	} Length between extreme dolphins
16	24B	POL/Other Liquid	2.8	2.0	16.50	382.00	
17	27B	POL	25.7	18.0	16.50	325.10	17.0 m during High Water
CHENNAI CONTAINER TERMINAL PVT LTD (TERMINAL - I)							
18	20B	Containers	31.3	26.5	13.40	200.00	} CCTL Operates a Container Freight Station at O yard near O gate.
19	21B	Containers			13.40	200.00	
20	22B	Containers			13.40	200.00	
21	23B	Containers			15.00	285.00	
CHENNAI INTERNATIONAL TERMINAL PVT LTD (TERMINAL - II)							
22	5A	Containers	29.5	25.1	15.00	287.00	
23	4A	Containers			15.00	270.00	
24	3A	Containers			15.00	275.00	
New Berth at Bharathi Dock (under construction)							
25	1B	Coastal cargo including cereals, pulses, iron, steel, metal scrap, stone, timber etc.	1.0	0.7	9.00	130.00	
26	2B	Coastal cargo including cereals, pulses, iron, steel, metal scrap, stone, timber etc.			9.00	130.00	
TOTAL			134.6	103.2			

* Desired occupancy for Container berths 85% and Non Containerised berths 70%

TABLE NO. 1
VITAL PORT STATISTICS
(D) FLOATING CRAFT

Sl. No.	Name of Craft	Capacity
A-DREDGERS		
1	Cauvery-Trailing Suction Hopper Dredger (TSHD) (Under Condemnation process)	1700 m ³
B-TUGS		
	Bollard Pull (Tons)	BHP
1	Sekhizhar (Under Condemnation process)	32 2 x 1775
2	Sundaranar (Under Condemnation process)	32 2 x 1775
3	Bharathiyar	45 2 x 2481
4	Singaravelar (Under Condemnation process)	32 2 x 1700
5	Nethaji (Under Condemnation process)	32 2 x 1700
6	Ocean Fame (On Charter)	35 2 x 1800
7	Sealion Apex (On Charter)	45 2 x 1900
C-PILOT LAUNCHES		
1	Poomarichan	2 x 603
2	PSM Vianka (On Charter)	2 x 315
3	SHM 'X' (Patrol Boat) (On Charter)	2 x 330
D-SURVEY VESSELS/BOATS		
1	Survey Launch IV (Under Condemnation process)	344
E-MOORING LAUNCHES		
1	Velan (Under Condemnation process)	162
2	Vignesh (Under Condemnation process)	162
3	Mullai	125
F-FLOATING CRANES		
1	F C Thangam (Under Condemnation process)	2 x 1180
G-MULTI PURPOSE HARBOUR VESSEL		
1	MPHV Prestige	2 x 235
2	ORV Marudham	2 x 397




TABLE NO. 1
VITAL PORT STATISTICS
(E) CARGO HANDLING EQUIPMENT

Description	Number
Diesel Electric Loco	
i) 700 HP	7




TABLE NO. 2A
TOTAL IMPORT TRAFFIC HANDLED ACCORDING TO
PRINCIPAL COMMODITIES DURING 2019 - 2020

(in tonnes)

Sl.No. (1)	Commodity (2)	Overseas (3)	Coastal (4)	Total (5)
1	CONTAINER	14,352,580	502,070	14,854,650
2	OTHER BREAK BULK	1,003,215	10,260	1,013,475
3	DRY BULK:			
	a) Phosphate	180,992	-	180,992
	b) Chemical Manures	-	-	-
	c) Sulphur	6,000	-	6,000
	d) Others	924,699	143,454	1,068,153
	TOTAL DRY BULK	1,111,691	143,454	1,255,145
4	LIQUID BULK:			
	a) Lubricants		9,770	9,770
	b) Other Mineral Oils	8,839,930	3,071,945	11,911,875
	c) Palm Oil	611,612	-	611,612
	d) Sunflower Oil	600,707	-	600,707
	e) Others	35,471	148,376	183,847
	TOTAL LIQUID BULK	10,087,720	3,230,091	13,317,811
	TOTAL (1 TO 4)	26,555,206	3,885,875	30,441,081
	TOTAL IMPORT TRAFFIC			30,441,081

TABLE NO. 2B
TOTAL EXPORT TRAFFIC HANDLED ACCORDING TO
PRINCIPAL COMMODITIES DURING 2019 - 2020

(in tonnes)				
Sl.No. (1)	Commodity (2)	Overseas (3)	Coastal (4)	Total (5)
1	CONTAINER	11,351,353	504,637	11,855,990
2	OTHER BREAK BULK	2,072,598	42,297	2,114,895
3	DRY BULK:			
	a) Food Grains	-	-	-
	b) Barytes	601,663	-	601,663
	c) Others	166,920	79,856	246,776
	TOTAL DRY BULK	768,583	79,856	848,439
4	LIQUID BULK:			
	a) Lubricants		27,700	27,700
	b) Other Mineral Oils	1,036,477	433,985	1,470,462
	c) Others	-	-	-
	TOTAL LIQUID BULK	1,036,477	461,685	1,498,162
	TOTAL (1 - 4)	15,229,011	1,088,475	16,317,486
	TOTAL EXPORT TRAFFIC			16,317,486

TABLE NO. 2C
COMMODITYWISE TRAFFIC HANDLED DURING THE LAST FIVE YEARS

(In '000 Tonnes)

Commodity	2015-16	2016-17	2017-18	2018-19	2019-20
LIQUID BULK					
POL - CRUDE	9156	9832	10338	10256	10281
PRODUCT	2736	2384	3159	3041	3139
EDIBLE OIL	1262	1211	1327	1421	1212
MOLASSES	0	0	63	0	0
CHEMICALS	135	117	138	123	110
OTHER LIQUID	57	58	86	87	74
TOTAL LIQUID BULK	13346	13602	15111	14928	14816
CONTAINER					
CCTL	16744	12474	12477	12649	9332
CITPL	13425	16353	17401	18589	17357
INNER HARBOUR	38	23	27	25	21
TOTAL CONTAINER	30207	28850	29905	31263	26710
DRY BULK					
BARYTES	417	577	874	859	602
FERT. FINISHED	61	62	28	26	0
FERT. RAW	199	206	202	225	187
WHEAT	0	571	274	0	0
YELLOW PEAS	0	0	0	57	0
DOLOMITE	609	572	437	609	334
INDUSTRIAL SALT	0	0	55	44	33
RAW SUGAR	0	0	153	0	0
GYPSUM	340	361	368	421	235
LIMESTONE	1648	1957	1259	1864	346
COBBLE STONE	175	151	183	157	159
CEM. CLINKERS	542	572	457	84	8
SILICA SAND	69	100	38	124	111
CLAY	0	11	10	6	0
SCRAP	309	303	41	34	9
OTHER DRY BULK CARGO	40	44	53	57	80
TOTAL DRY BULK	4409	5487	4432	4567	2104
BREAK BULK					
GRANITE	341	318	349	290	250
IRON & STEEL	1321	1498	1787	1523	2411
SUGAR	17	0	0	0	0
PROJECT CARGO	99	113	83	184	204
TIMBER AND LOGS	16	10	14	5	0
RO-RO	258	271	181	165	243
OTHER/MISC	44	65	19	87	21
TOTAL BREAK BULK	2096	2275	2433	2254	3129
GRAND TOTAL	50058	50214	51881	53012	46759

TABLE NO. 3

FLAGWISE DISTRIBUTION OF CARGO HANDLED DURING 2019-2020

(in '000 tonnes)

SI.No.	Nationality	Non Cargo Vessels	Cargo Vessels	Cargo Tonnage		
				Imports	Exports	Total
(1)	(2)	(3)	(4)	(5)	(6)	(7)
CHENNAI PORT TRUST						
OVERSEAS						
1	Indian	802	41	2,744	133	2,877
2	American	3	-	-	-	-
3	Antiguan	-	16	56	9	65
4	Australian	2	-	-	-	-
5	Bahamian	-	7	139	72	211
6	Bangladeshi	-	5	48	23	71
7	Belize	-	2	20	-	20
8	Bermudan	-	2	3	26	29
9	Canadian	-	2	-	1	1
10	Chinese	-	101	1,948	1,529	3,477
11	Comorian	-	1	3	-	3
12	Cypriot	-	5	69	51	120
13	Danish	-	11	34	41	75
14	Dutch	-	5	-	2	2
15	Filipino	-	6	23	-	23
16	German	1	3	-	2	2
17	Greek	1	13	1,735	-	1,735
18	Indonesian	2	1	16	-	16
19	Iranian	-	2	28	1	29
20	Isle of Man	-	2	13	-	13
21	Italian	-	2	19	24	43
22	Japan	2	-	-	-	-
23	Kiribati	-	2	-	-	-
24	Korean	1	8	27	33	60
25	Liberian	1	213	7,494	4,242	11,736
26	Luxembourgish	-	2	14	-	14
27	Malaysian	-	1	11	-	11
28	Maltese	-	54	2,119	974	3,093
29	Marshall Islands	-	80	1,309	915	2,224
30	Montenegro	-	1	-	31	31

TABLE NO. 3
FLAGWISE DISTRIBUTION OF CARGO HANDLED DURING 2019-2020

(in '000 tonnes)

SI.No.	Nationality	Non Cargo Vessels	Cargo Vessels	Cargo Tonnage		
				Imports	Exports	Total
(1)	(2)	(3)	(4)	(5)	(6)	(7)
CHENNAI PORT TRUST						
OVERSEAS						
31	Myanmar	-	1	-	1	1
32	Norwegian	-	3	19	7	26
33	Pakistani	-	1	-	5	5
34	Panamanian	2	319	4,185	3,839	8,024
35	Portuguese	-	19	848	501	1,349
36	Russian	-	3	-	1	1
37	Saudi Arabian	-	3	31	1	32
38	Singaporean	10	128	3,347	2,535	5,882
39	Sri lankan	-	1	-	1	1
40	St. Vincent	1	6	75	33	108
41	Swiss	-	2	2	1	3
42	Thai	-	8	27	32	59
43	Turkish	-	2	-	82	82
44	Tuvaluan	2	7	111	11	122
45	Vanuatuans	1	-	-	-	-
46	Vietnamese	-	13	38	70	108
TOTAL		831	1,104	26,555	15,229	41,784
COASTAL						
1	Indian	-	287	3,518	949	4,467
2	Bangladeshi	-	1	5	-	5
3	Chinese	-	11	46	-	46
4	Cypriot	-	26	39	97	136
5	Filipino	-	1	13	-	13
6	German	-	5	-	19	19
7	Liberian	-	4	58	-	58
8	Maltese	-	1	-	6	6
9	Marshall Islands	-	14	131	-	131
10	Myanmar	-	1	9	-	9
11	Panamanian	-	8	55	18	73
12	Portuguese	-	1	12	-	12
TOTAL		-	360	3,886	1,089	4,975
GRAND TOTAL		831	1,464	30,441	16,318	46,759

TABLE NO. 4
DISTRIBUTION OF IMPORT CARGO HANDLED ACCORDING TO ORIGIN DURING 2019-2020

Sl. No.	Origin	Commodities Handled				Total
		Dry Bulk	Liquid Bulk	Break Bulk	Containers	
		(3)	(4)	(5)	(6)	
(1)	(2)	(3)	(4)	(5)	(6)	(7)
1	COASTAL	143,454	3,230,091	10,260	502,070	3,885,875
2	U S A	-	-	-	-	-
3	C I S *	-	583,207	139	-	583,346
4	JAPAN	8,981	31,807	137,489	-	178,277
5	GERMANY	-	-	118	-	118
6	WEST EUROPE	-	4,000	5,771	-	9,771
7	SOUTH AMERICA	-	13,500	3,541	-	17,041
8	EAST EUROPE	-	-	-	-	-
9	EAST AFRICA	21,100	1,507,998	-	-	1,529,098
10	WEST AFRICA	127,442	229,363	-	-	356,805
11	SOUTH AFRICA	-	126,813	1,672	-	128,485
12	CANADA	-	-	-	-	-
13	OTHER SOUTH EAST ASIAN COUNTRIES	249,825	851,449	65,662	-	1,166,936
14	OTHERS	704,343	6,739,583	788,823	-	8,232,749
15	OVERSEAS CONTAINER CARGO	-	-	-	14,352,580	14,352,580
	Total	1,255,145	13,317,811	1,013,475	14,854,650	30,441,081

*CIS - Common Wealth of Independent States

TABLE NO. 5
DISTRIBUTION OF EXPORT CARGO HANDLED ACCORDING TO DESTINATION IN 2019-2020

Sl. No.	Destination	Commodities Handled				Total
		Dry Bulk	Liquid Bulk	Break Bulk	Containers	
		(3)	(4)	(5)	(6)	
(1)	(2)	(3)	(4)	(5)	(6)	(7)
1	COASTAL	79,856	461,685	42,297	504,637	1,088,475
2	U S A	463,165	38,496	84,809	-	586,470
3	C I S *	-	-	4,025	-	4,025
4	JAPAN	-	148,738	21,817	-	170,555
5	GERMANY	-	-	851	-	851
6	WEST EUROPE	27,500	-	377,844	-	405,344
7	SOUTH AMERICA	-	-	2,395	-	2,395
8	EAST EUROPE	-	-	2,972	-	2,972
9	EAST AFRICA	-	-	3,734	-	3,734
10	WEST AFRICA	-	-	4,257	-	4,257
11	SOUTH AFRICA	-	-	5,733	-	5,733
12	CANADA	-	-	3,130	-	3,130
13	OTHER SOUTH EAST ASIAN COUNTRIES	42,108	150,688	862,892	-	1,055,688
14	OTHERS	235,810	698,555	698,139	-	1,632,504
15	OVERSEAS CONTAINER CARGO	-	-	-	11,351,353	11,351,353
Total		848,439	1,498,162	2,114,895	11,855,990	16,317,486

*CIS - Common Wealth of Independent States

TABLE NO. 6
NUMBER AND TYPE OF CONTAINERS HANDLED
DURING THE YEAR 2019-2020

Category	Type	20ft Normal (Reefer)	40ft Normal (Reefer)	45ft Normal (Reefer)	Total (TEUs) Normal (Reefer)
(1)	(2)	(3)	(4)	(5)	(6)
(A) IMPORTS	FCL	312,134 (1,480)	196,236 (6,071)	92 (-)	704,790 (13,622)
	LCL	8 (-)	- (-)	- (-)	8 (-)
	EMPTY	24,496 (-)	12,250 (-)	10 (-)	49,016 (-)
	TOTAL (A)	336,638 (1,480)	208,486 (6,071)	102 (-)	753,814 (13,622)
(B) EXPORTS	FCL	157,979 (1,387)	117,709 (6,289)	29 (2)	393,455 (13,969)
	LCL	- (-)	- (-)	- (-)	- (-)
	EMPTY	111,787 (-)	46,399 (-)	20 (-)	204,625 (-)
	TOTAL (B)	269,766 (1,387)	164,108 (6,289)	49 (2)	598,080 (13,969)
(C) TRANSHIPMENT	LOAD	-	-	-	- (-)
	EMPTY	-	-	-	- (-)
	TOTAL (C)	-	-	-	- (-)
(D) SHIFTING	IMPORTS	1305	456	9	2,235 (-)
	EXPORTS	1305	464	9	2,251 (-)
	TOTAL (D)	2610	920	18	4,486 (-)
(E) TOTAL (A+B+C+D)		609,014 (2,867)	373,514 (12,360)	169 (2)	1,356,380 (27,591)

TABLE NO. 7A
NUMBER AND SIZE OF SHIPS HANDLED DURING 2019-2020

(in tonnes)

Sl. No.	Category	No. of Vessels*	SIZE			
			NRT	GRT	DWT	
(1)	(2)	(3)	(4)	(5)	(6)	
1	Ships for cargo operation					
	CONTAINER					
	Cellular	}	594	10,411,375	20,414,055	24,069,357
	Combi carriers					
	Container oriented vessels					
	BREAK BULK CARRIERS	327	2,701,357	6,338,613	6,445,545	
	DRY BULK					
	Conventional	88	1,034,734	1,793,744	3,049,134	
	Mechanical	-	-	-	-	
	LIQUID BULK					
	Crude	98	4,010,914	6,834,714	12,502,294	
	Products	190	1,799,592	4,047,677	6,485,090	
	Chemicals	12	64,414	144,039	218,467	
	Vegetable Oils	112	787,065	1,713,902	2,716,867	
	Others	18	39,358	103,185	138,103	
	Total (A)	1,439	20,848,809	41,389,929	55,624,857	
2	Passenger Vessels (B)	23	102,765	310,500	125,992	
3	Others (C) Tourist	2	16,595	47,083	4,438	
	Grand Total (A+B+C)	1,464	20,968,169	41,747,512	55,755,287	

*Excludes non-cargo vessels like bunkering, naval, repair and survey vessels.

TABLE NO. 7B
OPERATIONAL STATISTICS FOR THE LAST FIVE YEARS

Sl. No.	Description	2015-16	2016-17	2017-18	2018-19	2019-20
1	No. of Cargo Vessels	1733	1600	1600	1606	1464
2	No. of Non-Cargo Vessels	621	615	801	873	831
3	Cargo Handled (In Tonnes)					
	Import	32537242	33332004	34208412	35678912	30441081
	Export	17521410	16882047	17672458	17333347	16317486
	Total	50058652	50214051	51880870	53012259	46758567
4	Average PBD (Hrs) - Port account	0.81	0.79	0.85	0.80	0.76
5	Average PBD (Hrs) - Overall	11.36	9.96	1.71	0.95	0.83
6	Average TRT (Days) - Port account	1.61	1.72	1.79	1.65	1.66
7	Average TRT (Days) - Overall	2.53	2.51	2.21	1.98	2.00
8	Average Parcel Size	28861	31301	32490	32,873	31,958
9	Average Ship berthDay Output (In Tonnes)	15756	15652	16014	17288	16470
10	Overall Berth Occupancy (In%)	48.24	50.60	53.58	52.97	44.55
11	No.of Coastal Passenger Vessels	38	33	31	25	23
12	No.of Foreign Tourist Vessels	4	5	2	5	2
13	Containerised Cargo (In TEUs)	1565130	1494831	1549457	1619857	1383971
14	No.of Cars / Trucks	159334	147644	120565	119171	174595
15	Modal Transport of Cargo (In Million Tonnes)					
	By Rail	4.85	5.41	5.03	5.02	2.94
		(9.7%)	(10.8%)	(9.70%)	(9.47%)	(6.29%)
	By Road	33.12	32.42	33.06	34.48	30.21
		(66.2%)	(64.6%)	(63.72%)	(65.05%)	(64.62%)
	By Pipelines	12.09	12.38	13.79	13.51	13.6
		(24.1%)	(24.6%)	(26.58%)	(25.48%)	(29.09%)

TABLE NO. 8
PERFORMANCE OF SHIPS DURING 2019-2020

Sl. No.	Description	Container	Break Bulk	Dry Bulk		Liquid Bulk	Total
				Mechanical	Conventional		
(1)	(2)	(3)	(4)	(5)	(6)	(7)	(8)
1	Number of ships	594	352	-	88	430	1464
2	Cargo handled (in tonnes)	26,710,640	3,135,526	-	2,186,943	14,753,448	46,786,557
3	Average turn round time (in Hrs)	26.00	53.17	-	56.41	44.47	39.79
4	Average stay at berth (in Hrs)	29.38	66.53	-	64.73	50.82	46.73
5	Average working time (in Hrs)	24.91	49.35	-	51.41	42.97	37.69
6	Average pre-berthing time (in Hrs)	0.62	0.80	-	1.17	0.85	0.76
7	Average non-working time (in Hrs)	4.47	17.18	-	13.32	7.85	9.05
8	Average parcel size (in tonnes)	44,967	8,908	-	24,852	34,310	31,958
9	Average output per ship day (in tonnes)	36,735	3,247	-	9,214	16,203	16,470
10	Percentage of non-working time at berth	15.20	26.09	-	20.58	15.44	19.43

Note : Non-Cargo Vessels like bunkering, naval, repair and survey vessels have been excluded.

TABLE NO. 9

DISTRIBUTION OF PRE-BERTHING DELAY ACCORDING TO THE REASONS DURING 2019-2020

Sl. No.	Category of Ships	No. of Vessels	REASONS (in hours)								Total (Col. 4 to 11)
			Non-availability of			Strike/ Stoppage of work	Navigation	Draft Restriction	Ship's Account/ Agents' Option	Others	
			Berth	Tug/Craft	Pilot/Crew						
(1)	(2)	(3)	(4)	(5)	(6)	(7)	(8)	(9)	(10)	(11)	(12)
1	Container	594	—	—	—	—	367.31	—	0.00	—	367.31
2	Break Bulk	352	—	—	—	—	280.00	—	1.28	—	281.28
3	Dry Bulk										
a.	Mechanical Operation	—	—	—	—	—	—	—	—	—	—
b.	Conventional Operation	88	—	—	—	—	102.53	—	60.81	—	163.34
4	Liquid Bulk	430	—	—	—	—	364.35	—	39.24	—	403.59
	Total	1464	—	—	—	—	1114.19	—	101.33	—	1215.52

Non-Cargo Vessels like bunkering, naval, repair and survey vessels have been excluded.

TABLE NO. 10

DISTRIBUTION OF NON-WORKING TIME AT BERTH ACCORDING TO REASONS DURING 2019-2020

(in hours)

Sl. No.	Category of Ships	No. of Vessels	Non-availability of berth	Absence of Workers	Eqpt. Non-availability	Eqpt. Break Down	Shed congestion	Lack of Cargo	Strike/ Stop-page of work	Weather Conditions	Power failure	Hatch opening/ closing	Waiting for sailing	Agent's option/ ship's account	Others	Total
(1)	(2)	(3)	(4)	(5)	(6)	(7)	(8)	(9)	(10)	(11)	(12)	(13)	(14)	(15)	(16)	(17)
1	Break Bulk	352	-	768.50	1.75	1.25	-	258.86	8.33	531.19	14.42	900.13	232.77	560.48	2769.64	6047.32
2	Dry Bulk															
a.	Mechanical Operation	-	-	-	-	-	-	-	-	-	-	-	-	-	-	-
b.	Conventional Operation	88	-	246.16	2.25	2.58	-	8.49	1.58	114.55	1.33	221.84	60.75	158.15	354.65	1172.33
3	Liquid Bulk	430	-	-	-	-	-	1.50	7.98	-	-	858.27	385.47	1453.38	667.86	3374.46
	Total	870	-	1014.66	4.00	3.83	-	268.85	17.89	645.74	15.75	1980.24	678.99	2172.01	3792.15	10594.11

Excludes Container Vessels

TABLE NO. 11
BERTH OCCUPANCY DURING 2019-2020

Sl. No.	Berth	Number of Days		Percentage of Occupancy
		Available	Occupied	
(1)	(2)	(3)	(4)	(5)
DR. AMBEDKAR DOCK :				
1	North Quay	366	237	65
2	West Quay - I	366	141	39
3	West Quay - II	366	87	24
4	Centre Quay	366	126	34
5	West Quay - III	366	190	52
6	West Quay - IV	366	156	43
7	South Quay - I	366	302	83
8	South Quay - II	366	115	31
JAWAHAR DOCK :				
9	Jawahar Dock - I	366	188	51
10	Jawahar Dock - II	366	176	48
11	Jawahar Dock - III	366	177	48
12	Jawahar Dock - IV	366	159	43
13	Jawahar Dock - V	366	185	51
14	Jawahar Dock - VI	366	233	64
BHARATHI DOCK :				
15	Bharathi Dock - I	366	273	75
16	Bharathi Dock - II	366	220	60
17	Bharathi Dock - III	366	224	61
CHENNAI CONTAINER TERMINAL PVT LTD (TERMINAL - I)				
18	Container Berth - I	366	64	17
19	Container Berth - II	366	120	33
20	Container Berth - III	366	112	31
21	Container Berth - IV	366	112	31
CHENNAI INTERNATIONAL TERMINAL PVT LTD (TERMINAL - II)				
22	Second Container Berth - I	366	53	14
23	Second Container Berth - II	366	159	43
24	Second Container Berth - III	366	105	29
Overall		8784	3914	45

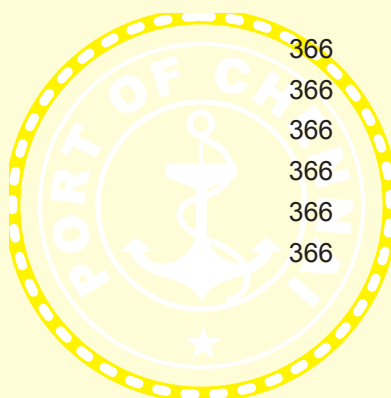


TABLE NO. 12
AVAILABILITY OF CARGO HANDLING EQUIPMENTS DURING 2019-2020

Sl. No.	Description of Equipments	Number of Equipments	Required to meet the traffic		Short Supply Due to (Percentage)					Number of Units overhauled	Number of units underwent Major Repairs	Remarks
			Average Demand per day	Average Supply per day	Absenteeism of Staff	Shortage of Equipment	Equipment Break Down	Stoppage of work	Others			
(1)	(2)	(3)	(4)	(5)	(6)	(7)	(8)	(9)	(10)	(11)	(12)	(13)
1	Diesel Electric loco	7	5.87	5.86	0.093	-	-	-	-	-	-	-

TABLE NO. 13
UTILISATION OF CARGO HANDLING EQUIPMENTS DURING 2019-2020

Sl. No.	Description of Equipments	Number of Equipments	Total Number of Hours Available (Gross)	Non-availability due to (Hours)				Available working Hours (Net) 4-(5+6+7+8)	Actual Working Time (In Hours)	Percentage of availability =9/4* 100	Percentage of Utilisation		Reason for less Utilisation
				Over-haul	Holiday and off time	Break Down	Other Reasons Major Rectification Hours				Net Available Working Hours =10/9*100	Gross Available Working Hours =10/4*100	
(1)	(2)	(3)	(4)	(5)	(6)	(7)	(8)	(9)	(10)	(11)	(12)	(13)	(14)
1	Diesel Electric loco	7	61488	-	-	-	6016	55472	27760	90.22	50.04	45.15	-

TABLE NO. 14
CARGO HANDLING PRODUCTIVITY FOR THE YEAR 2019-2020

DATUM LINE & CARGO	NO OF HOOKS WORKED	HOOK HRS WORKED	MAN HRS WORKED	TONNAGE HANDLED	AVERAGE PRODUCTIVITY (TONNAGE)		
					PER HOOK	PER HOOK HOUR	PER MAN HOUR
IMPORTS							
ALL GENERAL CARGO	500	3750.00	53527.00	71873	143.75	19.17	1.34
BAGS WEIGHING ABOVE 51 KGS	—	—	—	—	—	—	—
BAGS WEIGHING (35 KGS TO 51 KGS)	—	—	—	—	—	—	—
BAGS WEIGHING BELOW 35 KGS	—	—	—	—	—	—	—
IRON & STEEL	1372	10290.00	92692.00	628970	458.43	61.12	6.79
PHOSPHATE & WHEAT BY GRAB	234	1755.00	3375.00	186926	798.83	106.51	55.39
IRON SCRAP IN BULK (MECH)	2	15.00	15.00	66	33.00	4.40	4.40
ALL TYPES OF ORES & MINERALS	284	2130.00	4260.00	249382	878.11	117.08	58.54
ALL TYPES OF ORES & MINERALS (HMC)	238	1785.00	1785.00	768161	3227.57	430.34	430.34
TOTAL	2630	19725.00	155654.00	1905378	724.48	96.60	12.24
EXPORTS							
ALL GENERAL CARGO	1193	8947.50	104355.00	312823	262.22	34.96	3.00
BAGS WEIGHING ABOVE 51 KGS	39	292.50	2340.00	17841	457.46	60.99	7.62
BAGS WEIGHING (35 KGS TO 51 KGS)	51	382.50	4972.50	22405	439.31	58.58	4.51
BAGS WEIGHING BELOW 35 KGS	—	—	—	—	—	—	—
IRON & STEEL	2209	16567.50	151777.50	899432	407.17	54.29	5.93
PHOSPHATE & WHEAT BY GRAB	—	—	—	—	—	—	—
ALL TYPES OF ORES & MINERALS	428	3210.00	6420.00	357586	835.48	111.40	55.70
ALL TYPES OF ORES & MINERALS (HMC)	151	1132.50	1132.50	495060	3278.54	437.14	437.14
TOTAL	4071	30532.50	270997.50	2105147	517.11	68.95	7.77
IMPORT AND EXPORT TOTAL	6701	50257.50	426651.50	4010525	598.50	79.80	9.40

TABLE NO. 15
CONTAINER CARGO AND TAREWEIGHT OF CONTAINERS 2019-2020

Container Cargo	Tareweight	Total (1+2)
(1)	(2)	(3)
22,518,675	4,191,965	26,710,640




TABLE NO. 16
COMMODITY WISE EXPORT CARGO RECEIVED BY DIFFERENT MODES OF TRANSPORT
DURING THE YEAR 2019-2020

Sl. No.	Commodities	Received by Rail		Received by Road		Received Through Pipeline		Total	
		Tonnes	%	Tonnes	%	Tonnes	%	Tonnes	%
1	Iron Ore	-	-	-	-	-	-	-	-
2	Other Ore	3944	0.28	647872	4.82	-	-	651816	4.00
3	Container	689705	48.99	11166284	83.12	-	-	11855989	72.66
4	P.O.L	-	-	-	-	1475762	100.00	1475762	9.04
5	Other Cargo	714167	50.73	1619686	12.06	-	-	2333853	14.30
	Total	1407816	100.00	13433842	100.00	1475762	100.00	16317420	100.00

TABLE NO. 17
COMMODITY WISE IMPORT CARGO DESPATCHED BY DIFFERENT MODES OF TRANSPORT
DURING THE YEAR 2019-2020

Sl. No.	Commodities	Despatched by Rail		Despatched by Road		Despatched Through Pipeline		Total	
		Tonnes	%	Tonnes	%	Tonnes	%	Tonnes	%
1	P.O.L	–	–	–	–	11947181	98.52	11947181	39.25
2	Fertilizer	–	–	–	–	–	–	–	–
3	Fertilizer (Raw Material)	–	–	186992	1.11	–	–	186992	0.61
4	Thermal Coal	–	–	–	–	–	–	–	–
5	Other Coal	–	–	–	–	–	–	–	–
6	Container	912157	59.42	13942494	83.09	–	–	14854651	48.80
7	Other Cargo	622918	40.58	2650319	15.79	179447	1.48	3452684	11.34
Total		1535075	100.00	16779805	99.99	12126628	100.00	30441508	100.00

TABLE NO. 18
PERFORMANCE OF DREDGER CAUVERY DURING THE YEAR 2019-2020

Sl. No.	Particulars	Unit	Name of Dredger* Cauvery	Remarks
(1)	(2)	(3)	(4)	(5)
1	Quantity dredged	Lakh m ³		
2	Working days (Dredged Days)	Days		
3	Non-Working days			
a	Sundays & Holidays	Days		
b	Dry-docking	Days		
c	Over-haul			
d	Repairs, Maintenance & Bunkering	Days		
e	Bad Weather	Days	Nil	
f	Crew shortage, No D.M. & No Engineers	Days		
g	Others (Non availability of berth)	Days		
4	Total days (2+3)	Days		
5	Quantity dredged per working day	m ³		
6	Rate per Cu.m. of dredging			
a	Including depreciation & Interest	₹		
b	Excluding depreciation & Interest	₹		

* The dredger is not under commission from July 2018.

TABLE NO. 19
EMPLOYMENT AT PORT - CLASSWISE (AS ON 31.03.2020)

Number and Category of Officers		Number of Non-cargo handling Employees		Number of cargo handling Workers Other than Shore Workers		Number of Cargo handling Shore Workers	Total
Class I	Class II	Class III	Class IV	Class III	Class IV		
228	133	2,378	1,120	425	391	290	4,965

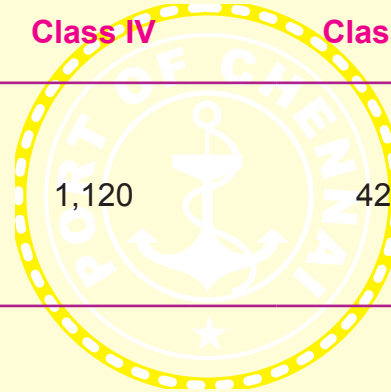


TABLE NO. 20
PARTICULARS OF ACCIDENTS DURING 2019-2020

Sl. No.	Causation	Number					
		Fatal		Non-Fatal		Total	
		Port	Non-Port	Port	Non-Port	Port	Non-Port
1	Persons falling	–	–	–	642	–	642
2	Falling of objects	–	–	–	5	–	5
3	Stepping on, striking against or struck by objects	–	–	–	4	–	4
4	Caught in between objects	–	–	–	–	–	–
5	Over-exertion or wrong movements	–	–	–	–	–	–
6	Exposure to or contact with extreme temperature	–	–	–	–	–	–
7	Explosions	–	–	–	–	–	–
8	Exposure to or contact with harmful substances including radiation	–	–	–	–	–	–
9	Other cases	–	–	–	10	–	10
Total		–	–	–	661	–	661

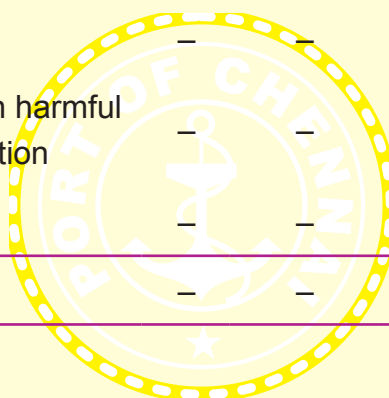


TABLE NO. 21
FINANCIAL INDICATORS

Description	2018-2019	2019-2020		
	(₹ In Crores)			
1 RETURN ON CAPITAL				
i) Capital employed (Excluding investment & fixed deposits)	355.67	94.17		
ii) Rate of return (Percent)	69.09	222.29		
2 OPERATING RATIO				
i) Operating Expenditure	563.33	578.22		
ii) Operating Income	809.08	787.55		
iii) Ratio (Percent)	69.63	73.42		
3 RATIO OF COST TO EARNINGS (ACTIVITY-WISE)				
	Percentage of cost to earnings			
	2018-2019		2019-2020	
	Direct Cost (Excl. Dep. and over- heads)	Total Cost (Incl. Dep. and over- heads)	Direct Cost (Excl. Dep. and over- heads)	Total Cost (Incl. Dep. and over- heads)
i) Cargo Handling & Storage	51	109	50	100
ii) Port and Dock Facilities	27	70	27	62
iii) Railway Working	132	453	198	752
iv) Rentable lands and Buildings	11	75	13	128

TABLE NO. 22
CAPITAL EXPENDITURE DURING 2019-2020

(₹ in Crs)

S. No.	Description	Approved RBE 2019-2020	Current Year 2019-2020 (RBE)				Actual Expenditure during 2019-2020				Remarks
			Internal Resources	Budgetary Support	Others	Total	Internal Resources	Budgetary Support	Others	Total	
1	2	3	4	5	6	7	8	9	10	11	12
A	Capital Works										
a	Continuing Schemes	96.19	56.21	5.37	-	61.58	53.20	6.88	-	60.08	
b	New Schemes	0.00	1.32	0.00	-	1.32	0.45	-	-	0.45	
	Total(A)	96.19	57.53	5.37	0.00	62.90	53.65	6.88	0.00	60.53	



PART - III

CHENNAI PORT TRUST

ACCOUNTS APPENDICES

2019 - 2020



ACCOUNTS APPENDICES 2019 - 2020


S.No.	Contents	Page No.
1	Port Development Works Capital II	103 - 106
2	Port Development Works Capital I	108 - 115
3	Receipts & Payments - Deposit Account	116
4	Receipts & Payments - General Provident Fund	117
5	Income & Expenditure - General Provident Fund	118
6	Balance Sheet - General Provident Fund	119
7	Receipts & Payments - New Pension Scheme	120
8	Income & Expenditure - New Pension Scheme	121
9	Balance Sheet - New Pension Scheme	122
10	Receipts & Payments - Pension Fund	123
11	Income & Expenditure - Pension Fund	124
12	Balance Sheet - Pension Fund	125
13	Receipts & Payments - Gratuity Fund	126
14	Income & Expenditure - Gratuity Fund	127
15	Balance Sheet - Gratuity Fund	128
16	Receipts & Payments - Leave Encashment Fund	129
17	Income & Expenditure - Leave Encashment Fund	130
18	Balance Sheet - Leave Encashment Fund	131
19	Receipts & Payments - Fisheries Harbour Project Deposit Works	132
20	Receipts & Payments - Fisheries Harbour -Tsunami Relief Scheme	133





PORT DEVELOPMENT WORKS CAPITAL - II

2019 - 2020



CHENNAI PORT TRUST

PORT DEVELOPMENT WORKS - CAPITAL ACCOUNT(II) - 2019-20

APPENDIX B - Section I

Amount in ₹

Sl. No.	PARTICULARS	Budget Estimate 2019-2020 Rs.	Revised Estimate 2019-2020 Rs.	Actuals 2019-2020 Rs.	Actuals 2018-2019 Rs.
I	Contribution from Revenue Account	27,87,10,000	32,78,60,000	52,74,41,341	60,86,06,731
II	Other Receipts	--	--	--	
III	Suspense - Deposits.	--	--	-12,90,90,775	4,41,41,381
	Total	27,87,10,000	32,78,60,000	39,83,50,566	65,27,48,112
	Opening Balance	--	--	7,11,172	7,95,071
	Grand Total	27,87,10,000	32,78,60,000	39,90,61,738	65,35,43,183

CHENNAI PORT TRUST

PORT DEVELOPMENT WORKS - CAPITAL ACCOUNT(II) - 2019-2020

Appendix 'B' - Section 1

EXPENDITURE

Amount in ₹

Sl. No	DESCRIPTION OF WORK	Budget Estimate 2019-2020	Revised Estimate 2019-2020	Actuals 2019-2020	Actuals 2018-2019
1	Construction of Coastal berth at Chennai Port	50,00,000	11,12,00,000	12,77,22,007	23,54,33,116
2	Development of Paved storage yards at Chennai Port for handling export cargo	50,00,000	6,82,60,000	4,88,74,565	28,25,77,738
3	Construction of Bunker Berth at Bharathi Dock	25,22,00,000	10,00,00,000	23,74,14,652	4,44,32,465
4	Development of Common Railway Yard inside the Port (Laying of new railway track at west of Western Yard I and providing paving blocks platform in between New track and Western Yard I) - executed through M/s. IPRCL	51,00,000	1,70,00,000	-	41,00,000
5	Balance work of modernization of JD at portions of JD4 and JD6 and dredging along side of JD4 and JD6	-	3,12,00,000	2,14,78,803	3,64,70,130
6	Providing concrete Road in and around Exim Godown (BS)	-	-	90,819	4,78,876
7	Capital Dredging work for relocation of sand trap on the Eastern side of the revetment	10,000	-	-	-
8	Development of Barge handling facility through PPP mode	-	-	-	25,500

CHENNAI PORT TRUST

PORT DEVELOPMENT WORKS - CAPITAL ACCOUNT(II) - 2019-2020

Appendix 'B' - Section 1

EXPENDITURE

Amount in ₹

Sl. No	DESCRIPTION OF WORK	Budget Estimate 2019-2020	Revised Estimate 2019-2020	Actuals 2019-2020	Actuals 2018-2019
9	Development of BD II for handling of alternative cargoes - PPP mode	-	-	-	9,57,371
10	Creation of Mega Container Terminal to the North of the Bharathi Dock - PPP Project on BOT basis	1,00,000	1,00,000	-	-
11	Development of integrated Dry Port Multimodal logistics hub near Sriperumbudur under BOT basis (PPP mode)	1,00,000	-	4,804	-
12	Procurement of 1 No. Fog Cannon Machine	-	-	-	41,92,360
13	Cruise Tourism Facilities (Upgradation of old Passenger Terminal at W.Q.IV)	-	-	4,05,483	58,61,282
14	Procurement of Oil Spill Recovery vessel and Response Equipments	-	-	- 56,36,916	14,50,90,200
15	Installation of Radiological Detection Equipments in the exit points of Chennai Port	-	-	27,00,000	30,46,82
16	Power supply arrangement from shore to ship	-	-	-	2,19,91
17	Creation of additional storage area est 1708100	-	-	-	- 6,21,00,000

CHENNAI PORT TRUST

PORT DEVELOPMENT WORKS - CAPITAL ACCOUNT(II) - 2019-2020

Appendix 'B' - Section 1

EXPENDITURE

Amount in ₹

Sl. No	DESCRIPTION OF WORK	Budget Estimate 2019-2020	Revised Estimate 2019-2020	Actuals 2019-2020	Actuals 2018-2019
18	Modernisation of Chennai Port Trust	-	-	-	- 29,477
19	Settingup of sewage/waste water treatment plant	11,00,000	-	-	38,50,500
20	Heavy Truck Mounted road Sweeping Machine	-	-	7,71,838	36,89,033
21	Development of Paved storage yard phase II	1,00,00,000	-	-	-
22	Laying of new railway track at west of western yard	-	-	1,21,76,638	-
23	Development of Dry Dock facility at Timber Pond/ Boat Basin - PPP mode	1,00,000	1,00,000	-	-
	TOTAL	27,87,10,000	3,27,86,0000	44,60,02,693	70,535,5767
	Net Debit to Suspense			-5,25,53,184	-5,25,23,756
	Total	27,87,10,000	32,78,60,000	39,34,49,509	65,28,32,011
	Closing Balance			56,12,229	7,11,172
	Grand Total	27,87,10,000	32,78,60,000	39,90,61,738	65,35,43,183



PORT DEVELOPMENT WORKS CAPITAL - I



2019 - 2020

CHENNAI PORT TRUST

PORT DEVELOPMENT WORKS - CAPITAL ACCOUNT(I) - 2019-2020

APPENDIX B- Section II

Amount in ₹

Sl.No.	PARTICULARS	Budget Estimate 2019-2020 Rs.	Revised Estimate 2019-2020 Rs.	Actuals 2019-2020 Rs.	Actuals 2018-2019 Rs.
I	Contribution from Revenue Account	68,32,00,000	30,11,27,000	14,30,80,681	18,26,00,570
II	Other Items to be Specified	-	-	-	-
III	Suspense - Deposits.	-	-	1,55,94,746	-3,80,49,644
	Total	68,32,00,000	30,11,27,000	15,86,75,427	14,45,50,926
	Opening Balance	-	-	43,33,453	3,79,449
	Grand Total	68,32,00,000	30,11,27,000	16,30,08,880	14,49,30,375

CHENNAI PORT TRUST

PORT DEVELOPMENT WORKS - CAPITAL ACCOUNT(I) - 2019-2020

APPENDIX-B - Section-II

EXPENDITURE

Amount in ₹

Sl. No.	Description of work	Budget Estimate 2019-2020	Revised Estimate 2019-2020	Actuals 2019-2020	Actuals 2018-2019
1	Supplying and fixing of cell fenders at SQ-I & II and BD II & III	1,40,00,000	2,25,00,000	1,88,48,899	-
2	Dismantling and relaying of Centre Yard-II Railway track at Marshalling Yard area in Inner Harbour	-	-	-	1,71,278
3	Casting and placing of PCC block for centre median of the roads in south zone	40,00,000	-	-	-
4	Obtaining one time Environmental clearance from MoEF&CC for the projects covered under Master plan	6,50,000	5,00,000	-	3,07,173
5	Construction of RCC storm water drain and cable chase in west side of SQ-II road and drain at north side of E3 complex	2,00,000	-	-	2,00,010
6	Procurement of Digital Tech. Multifunctional Plain copier with printer and scanner model	-	5,00,000	-	-
7	Providing Retaining Wall on the Western side of Marshalling Yard Road adjacent to Yards - Phase I	-	13,00,000	-	-

CHENNAI PORT TRUST

PORT DEVELOPMENT WORKS - CAPITAL ACCOUNT(I) - 2019-2020

APPENDIX-B - Section-II

EXPENDITURE

Amount in ₹

Sl. No.	Description of work	Budget Estimate 2019-2020	Revised Estimate 2019-2020	Actuals 2019-2020	Actuals 2018-2019
8	Widening the stretch of road from Gate No.7 to High mast tower No.11 along with drainage and chase in Ex (C) B division	-	-	-	3,36,160
9	Strengthening of Northern & Eastern Breakwater in casting & placing of Tetra pods	10,00,000	50,000	-	-
10	Linking of coastal road and Spending beach road at O Yard	1,00,000	-	-	-
11	Electrification of railway lines for engine on Load concept	1,00,000	50,000	-	-
12	Development of dedicated Container corridor from Chennai Port to NHAI Road	1,00,000	-	-	-
13	Purchase of Track materials such as 60Kg Rails, Fish plate for centre yard -II	-	45,77,000	-	-
14	Improvement works for upgradation of E substation and generator room in South Zone	24,00,000	-	17,75,130	-
15	Construction of compound wall for delimitating the Custom bound area for Coastal cargo	1,00,000	-	-	-

CHENNAI PORT TRUST

PORT DEVELOPMENT WORKS - CAPITAL ACCOUNT(I) - 2019-2020

APPENDIX-B - Section-II

EXPENDITURE

Amount in ₹

Sl. No.	Description of work	Budget Estimate 2019-2020	Revised Estimate 2019-2020	Actuals 2019-2020	Actuals 2018-2019
16	Dedicated Elevated Corridor on NH4 from Port to Maduravayal	50,00,000	-	-	-
17	Pollution control measures at Jawahar Dock & Bharathi Dock - Provision of online monitoring system	-	-	71,79,800	- 47,75,620
18	Installation of 400 KW Solar Power Plant (Old Admn. Building, Hospital Annexe Building, Passenger Terminal, Anchor Gate Building, Old Diabetic Centre Building)	-	-	-	96,300
19	Laying of 42" pipeline in replacement of 30" dia fire Hydrant line from new pump house to BDI Area	-	-	-	10,90,98,019
20	Replacement of 3 Nos. passenger lifts - (2 Nos. 10 persons capacity at MM division and old Super Diabetic Speciality centre and 1 No.13 persons capacity at Centenary Building)	-	-	-	2,20,487
21	Supply and Laying HT/LT cables	15,00,000	18,00,000	24,70,443	-

CHENNAI PORT TRUST

PORT DEVELOPMENT WORKS - CAPITAL ACCOUNT(I) - 2019-2020

APPENDIX-B - Section-II

EXPENDITURE

Amount in ₹

Sl. No.	Description of work	Budget Estimate 2019-2020	Revised Estimate 2019-2020	Actuals 2019-2020	Actuals 2018-2019
22	Implementation of Energy Audit recommendations in 2014	30,00,000	10,00,000	16,58,520	11,97,000
23	Construction of New gate complex at Gate No 1	-	-	-	6,34,281
24	Upgradation of JD entrance wall	1,00,000	-	-	-
25	Providing Retaining Wall on the Western side of Marshalling Yard Road adjacent to Yards - Phase I	-	-	10,37,139	1,05,80,228
26	Providing drains in yards located in Marshalling Yard	81,00,000	1,25,00,000	1,44,41,060	1,10,39,883
27	Providing wind screen	2,00,00,000	-	-	-
28	Upgradation of electrical distribution system at various locations in Chennai Port Trust	60,00,000	10,00,000	21,20,560	-
29	Completed works/dropped and deferred works for which provision not required	10,00,000	-	-	-
30	Supply and Installation of 2 Nos 200 ltrs. R.O. Plants at Guest House and "0" Gate with shed	18,00,000	18,00,000	-	-

CHENNAI PORT TRUST

PORT DEVELOPMENT WORKS - CAPITAL ACCOUNT(I) - 2019-2020

APPENDIX-B - Section-II

EXPENDITURE

Amount in ₹

Sl. No.	Description of work	Budget Estimate 2019-2020	Revised Estimate 2019-2020	Actuals 2019-2020	Actuals 2018-2019
31	Replacement of Copier Machine for various Departments - 8 Nos.	-	12,00,000	-	-
32	Replacement of Fax Machine - 10 Nos.	-	1,50,000	-	-
33	Upgrading of Footage Capacity from 30 days to 90 days of CCTV as per IB team recommendation	-	7,00,000	-	-
34	Provision of 1 No. IRIP Camera, 2 Nos. IP Dome Camera and 2 Nos. 200 Mbps Transceiver at Gate No.1 Seashore Wallside and Kasimedu Road area and CCTV parallel monitoring at Commandant Office as per Intelligence Bureau Team Recommendations	-	7,00,000	7,34,500	-
35	Completed works/dropped and deferred works for which provision not required	30,00,000	-	-	-
36	Hardening undeveloped open yard between E3 Warehouse	-	-	-	2,68,050
37	Re-arranging Grid arrangements of Center yard of Northern end of Marshalling yard	-	-	-	72,96,060

CHENNAI PORT TRUST

PORT DEVELOPMENT WORKS - CAPITAL ACCOUNT(I) - 2019-2020

APPENDIX-B - Section-II

EXPENDITURE

Amount in ₹

Sl. No.	Description of work	Budget Estimate 2019-2020	Revised Estimate 2019-2020	Actuals 2019-2020	Actuals 2018-2019
38	WirelessConnectivity for Data Transfer for total automation	-	-	-	-1,50,000
39	Supply installation commissioning of 1 no sun spare enterprises	-	-	-	-1,00,000
40	Infrastructure facilities for Immigration and customs	-	49,00,000	-	-
41	Providing CCTV system Sea Front Area, Perimeter Areas as per IB team recommendations	-	10,00,000	-	-
42	Providing CCTV system at Ambedhkar Statue and Sea shore Area	-	10,00,000	-	-
43	6 Nos Baggage Scanner at all CISF gates as per IB team recommendation	-	10,00,000	-	-
44	Supply & Laying of Composite pipe 2PEALPEX 2600 Meters from H ware house to proposed LLR at VTMS	-	18,00,000	-	-
45	Procurement of Vehicles/staff Cars	-	35,00,000	33,61,152	-

CHENNAI PORT TRUST

PORT DEVELOPMENT WORKS - CAPITAL ACCOUNT(I) - 2019-2020

APPENDIX-B - Section-II

EXPENDITURE

Amount in ₹

Sl. No.	Description of work	Budget Estimate 2019-2020	Revised Estimate 2019-2020	Actuals 2019-2020	Actuals 2018-2019
46	Procurement of Container Scanner - one mobile scanner and one drive through scanner (Road)	30,00,00,000	7,28,00,000	4,43,63,284	-
47	Installation of RFID system for entry of vehicles inside the Port	1,00,00,000	48,00,000	38,08,220	-
48	EBS in ChPT - Common EBS in 5 Major Ports through IPA	30,00,00,000	16,00,00,000	5,71,54,576	1,28,00,000
49	Completed works/dropped and deferred works for which provision not required	10,50,000	-	-	-
50	Road leading to EME I Office from Ex (C) A divion	-	-	3,06,537	-
	TOTAL	68,32,00,000	30,11,27,000	15,92,59,820	14,92,19,309
	Net Debit to Suspense	-	-	-	-86,22,387
	Total	68,32,00,000	30,11,27,000	15,92,59,820	14,05,96,922
	Closing Balance	-	-	37,49,060	43,33,453
	Grand Total	68,32,00 000	30,11,27,000	16,30,08,880	14,49,30,375

Deposit Account
Receipts & Payments for the Year 2019-2020


Receipts	₹	₹	Payments	₹	₹
Opening Balance					
Fixed Deposits	1,71,963				
Cash in Bank	1,57,182	3,29,145			
New Deposits Received			Closing Balance		
Cash		27,990	Fixed Deposits	1,99,953	
			Cash in Bank	1,57,182	3,57,135
Total		3,57,135	Total		3,57,135

General Provident Fund Account (GPF)
Receipts & Payment for the year 2019-2020

Receipts	₹	₹	Payments	₹	₹
Opening Balance					
Fixed Deposits	199,61,00,000		Withdrawal & Settlement made to Subscribers		56,50,55,883
Cash at Bank	4,04,56,617	203,65,56,617	Int. paid to Retired Employees		77,28,717
			Refundable Advance		10,05,74,502
Receipts			Closing Balance		
Subscription from Employees		55,52,63,397	Fixed Deposits	217,08,00,000	
Receipts from other organisations		4,05,175	Cash at Bank	1,79,50,877	218,87,50,877
Loans repaid by Subscribers		12,30,24,464			
Interest realised on FD / Securities		14,68,60,326			
Total		286,21,09,979	Total		286,21,09,979

General Provident Fund Account (GPF)
Income & Expenditure for the year 2019-2020

Expenditure	₹	Income	₹
Excess of Income over Expenditure	15,63,66,322	Interest on FD / Securities	15,63,66,322
Total	15,63,66,322	Total	15,63,66,322



General Provident Fund Account (GPF)

Balance Sheet as on 31.03.2020

Liabilities	₹	Assets	₹	₹
Subscription and Interest		Loans Recoverable		13,36,23,548
Net balance at year end	227,48,87,885	Interest dividend to retired employees		77,28,717
Add: Surplus transferred from income and expenditure account	15,63,66,322	Accrued Interest on Investment		9,42,08,059
		Income tax deducted at source		69,43,006
		Closing Balance		
		Fixed Deposits	217,08,00,000	
		Cash at Bank	1,79,50,877	218,87,50,877
Total	243,12,54,207	Total		243,12,54,207

New Pension Scheme (NPS)
Receipts & Payments for the year 2019-2020

Receipts	₹	₹	Payments	₹	₹
Opening Balance					
Investment	11,02,06,046				
Fixed Deposits	22,00,000				
Cash at Bank	29,25,746	11,53,31,792			
Receipts			Closing Balance		
Subscription from Employees	89,64,407		Investment	12,91,30,268	
Interest received on Fixed Deposits	3,03,541				
Board's Contribution from Rev.	94,62,111		Cash at Bank	49,31,583	13,40,61,851
		1,87,30,059			
Total		13,40,61,851	Total		13,40,61,851

New Pension Scheme (NPS)
Income & Expenditure for the year 2019-2020

Expenditure	₹	Income	₹
Excess of Income over Expenditure	2,03,847	Interest realised on Fixed Deposits	2,03,847
Total	2,03,847	Total	2,03,847

**New Pension Scheme (NPS)
Balance Sheet as on 31.03.2020**

Liabilities	₹	₹	Assets	₹	₹
Subscription and Interest			Investments:		
Net balance at year end	76592377		Investment	12,91,30,268	
Add: Surplus transferred from Income & Expre A/c	203847	7,67,96,224	Savings A/c	49,31,583	13,40,61,851
Board Contribution:					
Opening Balance	47827071		Income Tax deducted at source		23,555
Current year contribution	9462111	5,72,89,182			
Total		13,40,85,406	Total		13,40,85,406

Chennai Port Pension Fund Trust Account
Receipts & Payments for the year 2019-2020

Receipts	₹	₹	Payments	₹	₹
Opening Balance			To Pensioners towards		
Investments	3098,78,61,979		Superannuation Pension	88,71,91,914	
Fixed Deposits	265		Retiring Pension	59,65,06,958	
Cash at Bank	2,71,50,521	3101,50,12,765	Invalid Pension	8,00,241	
Receipts			Exgratia Pension	2,11,03,124	
Contribution from Revenue		80,26,14,341	Family Pension	35,49,63,048	
Intrest received on			Commutated Pension	18,65,95,042	
Investments		258,43,53,857	Compensation Pension	5,61,834	
Other Receipts		62,54,049	Relief Pension	36,22,92,036	
			Medical Allowance	91,91,606	241,92,05,803
			Bank charges and Audit Fees		52,435
			Receivables from Revenue a/c		28,26,14,341
			Closing Balance		
			Investments	3165,55,58,986	
			Fixed Deposits	265	
			Cash at Bank	5,08,03,181	3170,63,62,432
Total		3440,82,35,012	Total		3440,82,35,012

Chennai Port Pension Fund Trust Account Income & Expenditure for the year 2019-2020

Expenditure	₹	Income	₹
Payment to Pensioners	241,92,58,238	Contribution from Revenue	80,26,14,341
Excess of Income over Expenditure	91,52,24,609	Interest on Investments	252,56,14,457
		Other Receipts	62,54,049
Total	333,44,82,847	Total	333,44,82,847

Chennai Port Pension Fund Trust Account
Balance Sheet as on 31.03.2020

Liabilities	₹	₹	Assets	₹
Pension Fund	3360,09,27,410		Accrued Interest	252,42,02,058
Add:			TDS	29,73,188
Excess of Income over Expenditure	91,52,24,609	3451,61,52,019	Receivable from Rev ac	28,26,14,341
Accrued Liability for Pension			Investments	3165,55,58,986
			Fixed Deposits	265
			Cash at Bank	5,08,03,181
Total		3451,61,52,019	Total	3451,61,52,019

Chennai Port Gratuity Fund Trust Account

Receipts & Payments for the year 2019-2020

Receipts	₹	₹	Payments	₹	₹
Opening Balance			To Pensioners		
Investments	322,24,84,157		Gratuity Class I & II	5,90,40,396	
Cash at Bank	2,99,30,537	325,24,14,694	Expenditure under Gratuity Act	18,68,08,846	
			Expenditure on DCRG	2,61,93,048	
			Bank charges	31,142	
Receipts			Risk premium paid to LIC	3,04,780	27,23,78,212
Contribution from Revenue		71,00,000			
Interest on Investment		26,92,76,705			
Other Receipts		74,98,276	Closing Balance		
			Investments	322,30,49,149	
			Cash at Bank	4,08,62,314	326,39,11,463
Total		353,62,89,675	Total		353,62,89,675

Chennai Port Gratuity Fund Trust Account Income & Expenditure for the year 2019-2020

Expenditure	₹	Income	₹
Expenditure incurred on Pensioners	26,45,96,302	contribution from Rev a/c	71,00,000
Bank charges	31,142	Interest on Investment	26,06,62,449
Risk premium paid to LIC	3,04,780	Other receipts	74,98,276
Excess of income over exp.	103,28,501		
Total	27,52,60,725	Total	27,52,60,725

Chennai Port Gratuity Fund Trust Account

Balance Sheet as on 31.03.2020

Liabilities	₹	₹	Assets	₹
Gratuity Fund	324,97,19,026		Investment with LIC	322,30,49,149
payable to Rev a/c	27,25,24,299		Cash at Bank	4,08,62,314
			Accrued Interest	25,99,74,396
			Amount deposited in court	16,06,423
Excess of income over exp.	103,28,501	353,25,71,826	Income tax deducted at source	44
Accrued liability		20,500	Receivable from Rev a/c	71,00,000
Total		353,25,92,326	Total	353,25,92,326

Leave Encashment Fund (LEF)
Receipts & Payments for the year 2019-2020

Receipts	₹	₹	Payments	₹	₹
Opening Balance					
Fixed Deposits	70,34,00,000		Encashment of leave surrendered		21,89,04,902
Cash at Bank	5,93,125	70,39,93,125	EL encashment paid		1,31,10,998
Receipts					
Contribution from Revenue		22,82,17,192	Closing Balance		
Interest on Investment		5,28,64,738	Fixed Deposits	75,59,03,000	
Other Receipts		33,11,518	Cash at Bank	4,67,673	75,63,70,673
Total		98,83,86,573	Total		98,83,86,573

Leave Encashment Fund (LEF)
Income & Expenditure for the year 2019-2020

Expenditure	₹	Income	₹
Payment to Employees	21,89,04,902	Contribution from Revenue	22,82,17,192
		Interest on Investment	5,41,13,745
Excess of Income over Expenditure	6,67,37,553	Other Receipts	33,11,518
Total	28,56,42,455	Total	28,56,42,455

Leave Encashment Fund (LEF)

Balance Sheet as on 31.03.2020

Liabilities	₹	₹	Assets	₹
Leave Encashment Fund	70,90,36,524		Accrued Interest	1,76,53,382
		70,90,36,524	TDS	17,50,022
Add:			Fixed Deposits	75,59,03,000
Excess of Income over Expenditure	6,67,37,553	6,67,37,553	Cash at Bank	4,67,673
Total		77,57,74,077	Total	77,57,74,077

Fisheries Harbour Project Deposit Works Receipts & Payments


(Amount in ₹)

Receipts	2019-2020	2018-2019	Payments	2019-2020	2018-2019
Opening Balance	14,23,99,639	13,25,79,258	Current Liabilities - Adjustments		
Other items - Interest	1,09,75,586	1,00,96,793	Current Assets - Adjustments	4,34,596	2,76,412
Other Receipts					
Current Liabilities - Adjustments			Closing Balance	15,29,40,629	14,23,99,639
Current Assets - Adjustments					
Total	15,33,75,225	14,26,76,051	Total	15,33,75,225	14,26,76,051

Fisheries Harbour Tsunami Relief Scheme
Receipts and Payments

(Amount in ₹)

Receipts	2019-2020	2018-2019	Payments	2019-2020	2018-2019
Opening Balance	14,31,18,088	13,28,37,118	Expenditure on Works		
Interest on Investments	100,58,240	10267532	Current Assets - Adjustments		
Current Assets - Adjustments	521033	13438	Closing Balance	15,36,97,361	14,31,18,088
Total	15,36,97,361	14,31,18,088	Total	15,36,97,361	14,31,18,088





PART - IV
CHENNAI PORT TRUST

ANNUAL ACCOUNTS

2019 - 2020

BALANCE SHEET
PROFIT AND LOSS ACCOUNT WITH
SCHEDULES AND
NOTES ON ACCOUNTS



Chennai Port Trust
Annual Accounts 2019 - 2020
Contents

Sl. No.	Particulars	Schedule	Page No.
1	Balance Sheet		139
	Liability		
2	Capital Reserve	I	140
3	Revenue Reserves	II	140-141
4	Statutory Reserves	III	141
5	Loan	IV	141
6	Grant in Aid	V	141 & 144
	Asset		
7	Fixed Assets	VI	145 & 146
8	Investments	VII	141 & 142
9	Accrued Interest on Investments	VIII	142
10	Sundry Debtors	IX	142
11	Cash and Bank Balances	X	143, 147 - 149
12	Loans & Advances	XI	143
13	Current Liabilities & Provisions	XII	143
14	Profit and Loss Account		150
	Income		
15	Cargo Handling and Storage Charges	I	151
16	Port and Dock Charges (including Pilotage)	II	151
17	Railway Earnings	III	151
18	Estate Rentals	IV	152

Chennai Port Trust
Annual Accounts 2019 - 2020
Contents

Sl. No.	Particulars	Schedule	Page No.
	Expenditure		
19	Cargo Handling and Storage Charges	V	152
20	Port and Dock Facilities for Shipping	VI	152
21	Railway Workings	VII	152
22	Rentable Lands and Buildings	VIII	153
23	Management and General Admin.	IX	153
24	Finance and Miscellaneous Income	X	153 & 154
25	Finance and Miscellaneous Expenditure	XI	154 & 155
26	Expenditure Typewise		156 - 160
27	Capital Works Expenditure		161
	Notes on Accounts		
28	Significant Accounting Policies		165-167
29	Notes on Accounts		167-178
30	Audit Reports & Action Taken Notes		181 - 202

CHENNAI PORT TRUST
BALANCE SHEET AS ON 31.03.2020

Amount in ₹

Sl. No.	Particulars	Sch. No.	As on 31.03.2020		As on 31.03.2019	
I	SOURCES OF FUNDS					
1	RESERVES AND SURPLUS					
	a. Capital Reserve	I	1270,03,47,815		1309,53,31,996	
	b. Revenue Reserves	II	173,65,06,412		111,96,52,985	
	c. Statutory Reserves	III	571,50,18,450	2015,18,72,677	571,50,18,450	1993,00,03,431
2	LOAN FUNDS					
	Loan from SBI for acquisition of KPL	IV		1775,00,00,000		
3	GRANTS in AID	V		9,81,20,001		60,01,60,364
	TOTAL			3799,99,92,678		2053,01,63,795
II	APPLICATION OF FUNDS					
1	FIXED / CAPITAL ASSETS	VI				
	a. Gross Block		1176,08,44,718		1117,50,10,812	
	Less : Accumulated Depreciation		533,35,49,723		524,73,88,099	
	Net Block		642,72,94,995		592,76,22,713	
	b. Capital Work In Progress		93,95,03,098	736,67,98,093	192,03,21,184	784,79,43,897
2	INVESTMENTS	VII				
	a. Long term Investments		2660,34,39,311		277,00,00,000	
	b. Short term Investments			2660,34,39,311	12,29,46,337	289,29,46,337
3	CURRENT ASSETS, LOANS & ADVANCES					
	a. Current Assets					
	(i) Interest Accrued on Invest.	VIII	38,58,78,801		48,66,68,585	
	(ii) Inventories		11,73,18,276		12,61,74,189	
	Less: Provision for Obsolete stock		1,98,48,634		1,98,48,634	
			9,74,69,642		10,63,25,555	
	(iii) Sundry Debtors	IX	141,70,28,489		129,38,24,585	
	(iv) Cash and Bank Balances	X	902,71,64,660		1106,22,74,303	
	b. Loans and Advances	XI	355,61,80,946		362,98,45,130	
	SUB TOTAL		1448,37,22,538		1657,89,38,158	
	Less : Current Liabilities and Prov.	XII	1075,62,63,044		734,69,10,796	
	NET CURRENT ASSETS			372,74,59,494		923,20,27,362
4	Miscellaneous Expenditure (to the extent not written off)			30,22,95,780		55,72,46,199
	TOTAL			3799,99,92,678		2053,01,63,795

Sd/-

D. RamanaMurthy

Financial Adviser & Chief Accounts Officer
Chennai Port Trust

Place: Chennai.

Date: 18.06.2020

Sd/-

P Raveendran

Chairman
Chennai Port Trust

CHENNAI PORT TRUST

SCHEDULES TO BALANCE SHEET

Sch. No.	Particulars	As on 31.3.2020	As on 31.3.2019
			(Amount in ₹)
I	Liability Schedules		
	Capital Reserve		
	Opening Balance	1309,53,31,996	1260,11,19,374
	Less : Transferred to General Reserve	-39,49,84,181	49,42,12,622
	Closing Balance	1270,03,47,815	1309,53,31,996
II	Revenue Reserve		
	General Reserve Fund	-134,52,34,050	-50,61,38,288
	Add: Contribution from Revenue A/c	67,05,22,023	79,12,07,302
	Add: Net Loss carried forward from P&L A/c	-66,23,73,323	-113,60,90,442
	Add: Amount transferred from Capital Reserve	39,49,84,181	49,42,12,622
	Closing Balance (A)	-94,21,01,169	-134,52,34,050
	General Insurance Fund		
	Opening Balance	148,62,09,134	138,98,96,162
	Add : Contribution from Revenue A/c	1,00,00,000	1,00,00,000
	Interest on Investment	11,71,96,451	9,97,51,954
	Less : Expenditure during the year	75,18,870	1,34,38,982
	Closing Balance (B)	160,58,86,715	148,62,09,134
	Family Security Fund		
	Opening Balance	22,73,03,510	21,17,64,000
	Add : Contribution from Revenue A/c	15,00,000	7,00,000
	Interest on Investment	2,22,85,582	1,54,70,838
	Subscription from Employees	7,72,412	8,09,960
	Less : Expenditure during the year	13,61,755	14,41,288
	Closing Balance (C)	25,04,99,749	22,73,03,510
	ChPT Employees L.I.W. Compen. Fund		
	Opening Balance	3,47,76,945	3,23,95,502
	Add : Contribution from Revenue A/c	23,786	23,818
	Interest on Investment	25,29,075	23,33,769
	Subscription from Employees	22,004	23,856
	Closing Balance (D)	3,73,51,810	3,47,76,945
	Employees Welfare Fund		
	Opening Balance	75,60,922	64,27,889
	Add : Contribution from Revenue A/c	15,00,000	15,00,000
	Interest on Investment	5,30,568	4,50,531
	Credit of unclaimed wages	6,484	
	Less : Expenditure during the year	5,02,744	8,17,498
	Closing Balance (E)	90,95,230	75,60,922

CHENNAI PORT TRUST SCHEDULES TO BALANCE SHEET

(Amount in ₹)

Sch. No.	Particulars	As on 31.3.2020	As on 31.3.2019
	Leave Encashment Fund		
	Opening Balance	70,90,36,524	56,27,59,006
	Add : Contribution from Revenue A/c	22,82,17,192	30,00,00,000
	Interest on Investment	5,41,13,745	4,08,01,000
	Misc. Receipt	33,11,518	22,32,406
	Less : Expenditure during the year	21,89,04,902	19,67,55,888
	Closing Balance (F)	77,57,74,077	70,90,36,524
	Total Closing Balance (A to F)	173,65,06,412	111,96,52,985
III	Statutory Reserves		
	Reserve for Replacement, Rehabilitation and modernisation of Capital Assets	277,41,94,907	317,47,98,558
	Less: Appropriation to P&L A/c	-	40,06,03,651
	Sub Total (A)	277,41,94,907	277,41,94,907
	Reserve for Development, Repayment of Loans & Contingencies	294,08,23,543	334,14,27,194
	Less: Appropriation to P&L A/c	-	40,06,03,651
	Sub Total (B)	294,08,23,543	294,08,23,543
	Total (A + B)	571,50,18,450	571,50,18,450
IV	Loan from SBI for acquisition of KPL	-	-
	Original amount of Loan	17,75,00,00,000	-
	Less : Loan repaid upto previous year	-	-
	Less : Amount repaid during the year	-	-
	Loan Outstanding	17,75,00,00,000	-
V	Grants in Aid - Pg No : 144 for Additional details		
	Opening Balance	60,01,60,364	76,82,60,200
	Add: Grant received during the year	5,00,52,660	3,15,00,000
	Add: Receivables	18,79,00,624	-
	Less: Amount capitalised during the year	73,99,93,647	19,72,78,564
	Amount transferred to Revenue Grant	-	23,21,272
	Closing Balance	9,81,20,001	60,01,60,364
	Asset Schedules		
VI	Fixed Assets - Pg No. 145 & 146		
VII	Investments		
	Long-term Investments - Equity Shares held in Public Limited Companies		
(i)	Kamarajar Port Ltd (erstwhile Ennore Port Ltd.) (10,00,00,000 shares @ Rs.10/- each.)	100,00,00,000	100,00,00,000

CHENNAI PORT TRUST SCHEDULES TO BALANCE SHEET

(Amount in ₹)

Sch. No.	Particulars	As on 31.3.2020	As on 31.3.2019
(ii)	Kamarajar Port Ltd (erstwhile Ennore Port Ltd.) (20,00,00,000 shares @ Rs. 119.15/- each.)	2383,00,00,000	-
(iii)	Sethusamudram Corporation Ltd. (3,00,00,000 shares @ Rs.10/- each)	30,00,00,000	30,00,00,000
(iv)	Chennai Ennore Port Road Co. Ltd. (13,98,00,000 shares @ Rs.10/- each) (Out of the above, Rs.2.80 crores value of shares certificates received without stamp duty paid endorsement & hence the same was returned for making endorsement)	139,80,00,000	139,80,00,000
(v)	Indian Port Rail Corporation Ltd. (72,00,000 shares @ Rs.10/- each)	7,20,00,000	7,20,00,000
(vi)	KanyaKumari Port Limited (10,000 Shares @ Rs.10/- each)	1,00,000	-
(vii)	Dredging Corporation of India (Totally 10,000 Shares- 4674 @ Rs.334.50 each and 5326 @ Rs.333.43 each approx.)	33,39,311	-
	Total	2660,34,39,311	277,00,00,000
	Short-term Investments in Liquid Mutual Funds		
	Canara Robeco Liquid Fund	-	4,23,01,661
	Baroda Liquid Fund	-	3,95,41,308
	LIC Liquid Fund	-	4,11,03,368
	Total	-	12,29,46,337
VIII	Accrued Int. on Investments		
	General Fund- Revenue	21,84,86,718	33,70,38,763
	ChPT Employees L.I.W. Compen. Fund	11,86,498	11,68,914
	Family Security Fund	136,72,776	79,65,113
	Leave Encashment Fund	1,76,53,382	1,72,65,844
	General Insurance Fund	4,02,67,591	3,36,84,298
	General Provident Fund	9,42,08,059	8,92,09,796
	Employees Welfare Fund	4,03,777	3,35,857
	Total	38,58,78,801	48,66,68,585
IX	Sundry Debtors		
	Government Dues		
	Less than 6 months	1,95,80,127	7,05,15,016
	More than 6 months	15,73,24,545	14,91,40,392
	TDS refund from Income Tax Dept	61,33,71,805	48,64,91,487
	Sub Total (A)	79,02,76,477	70,61,46,895
	Non Government Dues		
	Less than 6 months	22,40,95,801	23,20,91,785
	More than 6 months	40,26,56,210	35,55,85,905
	Sub Total (B)	62,67,52,011	58,76,77,690
	Grand Total (A+B)	141,70,28,488	129,38,24,585

CHENNAI PORT TRUST SCHEDULES TO BALANCE SHEET

(Amount in ₹)

Sch. No.	Particulars	As on 31.3.2020	As on 31.3.2019
X	Cash & Bank Balances		
	Fixed Deposits with Banks		
	General Reserve Fund	402,36,12,000	652,00,57,000
	General Provident Fund	217,08,00,000	199,61,00,000
	Leave Encashment Fund	75,59,03,000	70,34,00,000
	Other Funds	183,06,88,953	170,63,01,963
	Sub Total (A)	878,10,03,953	1092,58,58,963
	Short Term Deposit with Banks	11,00,00,000	4,00,00,000
	General Fund Revenue		
	Provident Fund	-	2,76,00,000
	Sub Total (B)	11,00,00,000	6,76,00,000
	Balances with Banks		
	General Fund -Revenue	8,50,34,678	1,10,27,289
	Provident Fund	1,79,50,877	1,28,56,617
Leave Encashment Fund	467,673	593,125	
Other Funds	3,27,07,479	4,43,38,309	
Sub Total (C)	13,61,60,707	6,88,15,340	
	Grand Total (A+B+C)	902,71,64,660	1106,22,74,303
XI	Loans & Advances		
	Term Loan to Kamarajar Port Ltd.	251,08,74,973	274,09,99,969
	Advances, Deposits & Other receivables	104,53,05,973	88,88,45,161
	Total	355,61,80,946	362,98,45,130
XII	Current Liabilities & Provisions		
	A. Current Liabilities		
	General Provident Fund	228,99,01,943	212,82,01,686
	Creditors for Stores	6,33,14,922	8,89,69,694
	Provision for Expenses	2,14,76,852	2,03,43,056
	Unadjusted Sale Proceeds of :		
	- Unclaimed Goods	55,52,814	55,52,814
	- Surplus Material	12,31,20,045	10,45,05,377
	- Capital Assets & Spares	-	-
	Demurrage Payable to Railways	6,59,09,170	6,59,09,170
	Statutory Payments	21,12,17,055	21,65,01,924
	Misc. Creditors, Grant from Tsunami Rehabi.	100,09,18,353	69,96,05,526
	Deposit from Merchants, Cont. & Others	643,70,49,099	257,81,80,033
	Interest on Loan from SBI	1,94,52,055	-
	Corporate Social Responsibility (CSR)	39,71,255	39,87,437
	Sub Total- A	1024,18,83,563	591,17,56,716
	B. Provisions		
Employees Related Benefits	25,54,47,866	115,98,79,607	
Other Provisions	25,89,31,615	27,52,74,472	
Sub Total- B	51,43,79,481	143,51,54,079	
	Grand Total (A+B)	1075,62,63,044	734,69,10,795

Sd/-

D. RamanaMurthy

Financial Adviser & Chief Accounts Officer
Chennai Port Trust

Place: Chennai.
Date: 18.06.2020

Sd/-

P Raveendran

Chairman
Chennai Port Trust

CHENNAI PORT TRUST SCHEDULES TO BALANCE SHEET

SCHEDULE-V - Capital Grant

(Additional details for Schemes under Progress)

(Amount in ₹)

Name of the Work	Grant-in-aid received						Expenses incurred from Grant						Bal. to be regularised 31.03.2020
	2015-16	2016-17	2017-18	2018-19	2019-20	Total	2015-16	2016-17	2017-18	2018-19	2019-20	Total	
* Construction of Bunker berth at Bharathi Dock - MoS (Sagarmala)	-	-	9,81,20,000	-	-	9,81,20,000	-	-	-	4,44,32,465	5,36,87,535	9,81,20,000	9,81,20,000
#Green Ports Initiative under R&D Scheme MoS	-	-	3,05,40,364	-	-	3,05,40,364	-	-	25,358,203	-	,51,82,161	3,05,40,364	0
#Oil Pollution Mitigation Programme	3,50,00,000	-	-	-	10,44,53,284	13,94,53,284	-	-	-	-	13,94,53,283	13,94,53,283	1
Total	3,50,00,000	-	12,86,60,364	-	10,44,53,284	26,81,13,648	-	-	2,53,58,203	4,44,32,465	19,83,22,979	26,81,13,647	9,81,20,001
* Asset yet to be capitalised													

Sd/-

D. RamanaMurthy

Financial Adviser & Chief Accounts Officer
Chennai Port Trust

Place: Chennai.

Date: 18.06.2020

Sd/-

P Raveendran

Chairman
Chennai Port Trust

CHENNAI PORT TRUST

SCHEDULES TO BALANCE SHEET

SCHEDULE-VI - FIXED ASSETS

(Amount in ₹)

Sl. No.	Particulars	GROSS BLOCK				DEPRECIATION & AMORTIZATION					NET BLOCK	
		Opening Balance as on 01.04.2019	Additions during the year	Deletions during the year	Closing Balance as on 31.03.2020 (2+3-4)	Opening Balance as on 01.04.2019	Deletion	Adjustment	Provided during the year	Closing Balance as on 31.03.2020 (6+7-8+9)	As on 31.03.2020 (5) - (10)	As on 31.03.2019 (2) - (6)
	1	2	3	4	5	6	7	8	9	10	11	12
1	Land											
	(a) - Free hold Land	25,17,94,416	-	-	25,17,94,416	-	-	-	-	-	25,17,94,416	25,17,94,416
	(b) - Lease hold Land *	100,91,48,961	-	-	100,91,48,961	7,13,53,968	-	-	1,01,93,424	8,15,47,392	92,76,01,569	93,77,94,993
2	Capital Dredging	35,11,84,108	50,86,29,157	2,11,82,525	83,86,30,740	11,01,98,478	11,60,187	-	86,41,155	11,76,79,446	72,09,51,294	24,09,85,630
3	Buildings, Sheds & Other Structures	104,77,93,408	19,42,00,513	1,25,75,351	122,94,18,570	51,27,90,505	70,26,511	-	2,55,54,772	53,13,18,766	69,80,99,804	53,50,02,903
4	Wharves, Roads & Boundaries	63,30,29,813	78,16,115	17,38,090	63,91,07,838	18,88,39,047	5,83,220	-	2,01,21,039	20,83,76,866	43,07,30,972	44,41,90,766
5	Floating Crafts	141,63,49,375	1	5,07,01,620	136,56,47,756	116,77,52,424	4,94,87,145	-	5,72,45,896	117,55,11,175	19,01,36,581	24,85,96,951
6	Railway and Rolling Stock	54,10,98,690	1,42,79,040	3,63,32,783	51,90,44,947	26,08,48,181	3,63,32,783	-	94,33,735	23,39,49,133	28,50,95,814	28,02,50,509
7	Docks, Seawalls, Piers & Navigational Aids	231,82,37,259	8,53,15,937	2,31,63,614	238,03,89,582	75,41,27,989	2,31,63,614	-	5,01,58,401	78,11,22,776	1,59,92,66,806	1,56,41,09,270
8	Cranes & Vehicles	63,77,51,500	-	62,72,367	63,14,79,133	43,48,21,703	61,28,665	-	1,60,38,258	44,47,31,296	18,67,47,837	20,29,29,797
9	Plant & Machinery											
	(a) Semi Mechanised Coal Handling System	46,08,18,237	-	-	46,08,18,237	12,67,25,016	-	-	-	12,67,25,016	33,40,93,221	33,40,93,221
	(b) Others	42,63,07,128	31,97,669	20,75,174	42,74,29,623	37,19,48,101	20,75,174	-	1,25,99,694	38,24,72,621	4,49,57,002	5,43,59,027

CHENNAI PORT TRUST SCHEDULES TO BALANCE SHEET

SCHEDULE-VI - FIXED ASSETS

(Amount in ₹)

Sl. No.	Particulars	GROSS BLOCK				DEPRECIATION & AMORTIZATION					NET BLOCK	
		Opening Balance as on 01.04.2019	Additions during the year	Deletions during the year	Closing Balance as on 31.03.2020 (2+3-4)	Opening Balance as on 01.04.2019	Deletion	Adjustment	Provided during the year	Closing Balance as on 31.03.2020 (6+7-8+9)	As on 31.03.2020 (5) - (10)	As on 31.03.2019 (2) - (6)
	1	2	3	4	5	6	7	8	9	10	11	12
10	Installation for Water, Electricity, Telecom Systems & Fire Fighting	38,64,09,361	2,16,59,550	2,85,10,795	37,95,58,116	22,49,78,494	50,33,452	-	1,15,85,576	23,15,30,618	14,80,27,498	16,14,30,867
11	Oil Pipeline Installations	58,83,94,408	-	24,20,773	58,59,73,635	28,53,95,383	24,20,773	-	2,44,03,726	30,73,78,336	27,85,95,299	30,29,99,025
12	Ore Handling Facilities	39,18,19,786	-	6,42,90,984	32,75,28,802	35,67,96,253	4,17,89,142	-	8,94,407	31,59,01,518	1,16,27,284	3,50,23,533
13	Container Handling	71,48,74,362	-	-	71,48,74,362	38,08,12,557	-	-	1,44,92,207	39,53,04,764	31,95,69,598	33,40,61,805
	Total	11,17,50,10,812	83,50,97,982	24,92,64,076	11,76,08,44,718	524,73,88,099	17,52,00,666	-	26,13,62,290	533,35,49,723	642,72,94,995	592,76,22,713
14	Capital Work in Progress	1,92,03,21,185	60,52,62,513	158,60,80,600	93,95,03,098	-	-	-	-	-	93,95,03,098	192,03,21,184
	Grand Total	13,09,53,31,997	1,44,03,60,495	183,53,44,676	12,70,03,47,816	524,73,88,099	17,52,00,666	-	26,13,62,290	533,35,49,723	736,67,98,093	784,79,43,897

Amount mentioned in Column No.6, 9 & 10 for item No.1(b) represents amortization

Sd/-

D. RamanaMurthy

Financial Adviser & Chief Accounts Officer

Chennai Port Trust

Place: Chennai.

Date: 18.06.2020

Sd/-

P Raveendran

Chairman

Chennai Port Trust

CHENNAI PORT TRUST

SCHEDULE TO BALANCE SHEET AS AT 31-03-2020

Schedule - X - Cash and Bank balance as on 31.03.2020

(Amount in ₹)

Sl. No	Name of the Bank	General Fund [Rev-I]	General Provident Fund	Leave Encashment Fund	General Insurance Fund	Family Security Fund	Loss in Wages Compensation Fund	Welfare Fund	Deposit Fund	RFA	Total
1	2	3	4	5	6	7	8	9	10	11	[3 to 11]
	Fixed Deposits										
	Andhra Bank	28,69,47,000	4,62,00,000	5,45,53,000	28,14,00,000	8,70,00,000	-	-	-	-	75,61,00,000
	Allahabad Bank	13,34,00,000	12,35,00,000	1,99,00,000	10,73,00,000	63,00,000	-	-	-	-	39,04,00,000
	Bank of Baroda	44,24,00,000	7,96,00,000	2,28,00,000	6,03,00,000	5,00,000	32,00,000	-	-	-	60,88,00,000
	Bank of India	-	-	-	1,99,00,000	-	-	-	-	-	1,99,00,000
	Bank of Maharashtra	-	-	-	-	-	-	-	-	-	-
	Canara Bank	35,00,00,000	38,39,00,000	23,28,50,000	36,69,20,000	-	-	-	-	-	133,36,70,000
	Central Bank of India	-	-	-	-	-	-	-	-	-	-
	Corporation Bank	27,84,08,000	18,15,50,000	3,80,00,000	12,11,70,000	1,99,00,000	3,25,99,000	24,00,000	-	-	67,40,27,000
	I.D.B.I.	-	-	-	-	-	-	-	-	-	-
	Indian Bank	1,99,00,000	5,68,00,000	14,00,00,000	10,97,00,000	-	-	-	-	-	32,64,00,000
	Indian Overseas Bank	-	-	-	-	-	-	-	-	-	-
	Oriental Bank of Commerce	-	-	-	-	-	-	-	-	-	-
	Punjab National Bank	82,27,00,000	78,88,50,000	18,22,00,000	26,66,00,000	9,98,50,000	1,50,000	47,00,000	-	-	216,50,50,000
	Punjab & Sind Bank	29,48,00,000	25,21,00,000	6,56,00,000	8,33,00,000	2,11,00,000	-	-	-	-	71,69,00,000
	State Bank of India	35,50,00,000	-	-	-	-	-	-	-	-	35,50,00,000
	State Bank of Hyderabad	-	-	-	-	-	-	-	-	-	-

CHENNAI PORT TRUST

SCHEDULE TO BALANCE SHEET AS AT 31-03-2020

Schedule - X - Cash and Bank balance as on 31.03.2020

(Amount in ₹)

Sl. No	Name of the Bank	General Fund [Rev-I]	General Provident Fund	Leave Encashment Fund	General Insurance Fund	Family Security Fund	Loss in Wages Compensation Fund	Welfare Fund	Deposit Fund	RFA	Total
1	2	3	4	5	6	7	8	9	10	11	[3 to 11]
	State Bank of Mysore	-	-	-	-	-	-	-	-	-	-
	Syndicate Bank	82,00,00,000	-	-	97,00,000	-	-	-	-	-	82,97,00,000
	UCO Bank	-	-	-	-	-	-	-	-	-	-
	Union Bank of India	22,00,00,000	25,83,00,000	-	12,65,00,000	-	-	-	-	-	60,48,00,000
	Vijaya Bank	-	-	-	-	-	-	-	-	-	-
	Treasury	57,000	-	-	-	-	-	-	-	-	57,000
	Contractors & Others	-	-	-	-	-	-	-	1,99,953	-	1,99,953
	Sub Total	402,36,12,000	217,08,00,000	75,59,03,000	155,27,90,000	23,46,50,000	3,59,49,000	71,00,000	1,99,953	-	878,10,03,953
B	Short Term Deposit with Banks										
	State Bank of India	11,00,00,000	-	-	-	-	-	-	-	-	11,00,00,000
C	Current Account										
	State Bank of India-Rev-I	1,39,76,651	-	-	-	-	-	-	-	-	1,39,76,651
	State Bank of India-Rev-II	2,06,52,012	-	-	-	-	-	-	-	-	2,06,52,012
	Indian Bank (EDI)	9,17,918	-	-	-	-	-	-	-	-	9,17,918
	State Bank of India (GST)	448	-	-	-	-	-	-	-	-	448
	I D B I Bank - Collection control A/c.	21,359	-	-	-	-	-	-	-	-	21,359
	I D B I Bank Ltd - EDI	3,94,58,452	-	-	-	-	-	-	-	-	3,94,58,452

CHENNAI PORT TRUST

SCHEDULE TO BALANCE SHEET AS AT 31-03-2020

Schedule - X - Cash and Bank balance as on 31.03.2020

(Amount in ₹)

Sl. No	Name of the Bank	General Fund [Rev-I]	General Provident Fund	Leave Encashment Fund	General Insurance Fund	Family Security Fund	Loss in Wages Compensation Fund	Welfare Fund	Deposit Fund	RFA	Total
1	2	3	4	5	6	7	8	9	10	11	[3 to 11]
	State Bank of India (Capital-I)	37,49,060	-	-	-	-	-	-	-	-	37,49,060
	State Bank of India (Capital-II)	56,12,229	-	-	-	-	-	-	-	-	56,12,229
	State Bank of India (Demat)	10,820	-	-	-	-	-	-	-	-	10,820
	Sub Total	8,43,98,948	-	-	-	-	-	-	-	-	8,43,98,948
D	Savings Bank Account										
	Canara Bank	-	-	-	-	-	1,23,655	-	-	-	1,23,655
	State Bank of India- Rev I	32,607	-	-	-	-	-	-	-	-	32,607
	State Bank of India- Rev II	45,805	-	-	-	-	-	-	-	-	45,805
	Union Bank of India	5,57,318	-	-	-	-	-	-	-	-	5,57,318
	Sub Total	6,35,730	-	-	-	-	1,23,655	-	-	-	7,59,385
E	Cash on Hand	-	1,79,50,877	4,67,673	1,01,26,199	9,26,350	-	12,91,592	1,57,182	2,00,82,501	5,10,02,374
F	Total (A+B+C+D+E)	421,86,46,678	218,87,50,877	75,63,70,673	156,29,16,199	23,55,76,350	3,60,72,655	83,91,592	3,57,135	2,00,82,501	902,71,64,660

Sd/-

D. Ramana Murthy

Financial Adviser & Chief Accounts Officer

Chennai Port Trust

Place: Chennai.

Date: 18.06.2020

Sd/-

P Raveendran

Chairman

Chennai Port Trust

CHENNAI PORT TRUST

PROFIT AND LOSS ACCOUNT FOR THE YEAR ENDED 31.03.2020

(Amount in ₹)

Particulars	Sch. No.	Year ended 31.03.2020	Year ended 31.03.2019
Operating Income			
Cargo Handling and Storage Charges	I	431,04,41,140	445,12,43,147
Port and Dock Charges	II	299,63,28,780	301,61,70,998
Railway Earnings	III	15,56,73,708	21,12,66,486
Estate Rentals	IV	41,30,28,028	41,21,41,903
Total		787,54,71,656	809,08,22,534
Operating Expenditure			
Cargo Handling and Storage Charges	V	116,55,81,724	109,92,60,239
Port and Dock Facilities for Shipping	VI	92,64,82,246	92,75,26,469
Railway Workings	VII	31,84,89,308	28,75,66,544
Rentable land & Building	VIII	6,90,50,382	5,80,60,071
Management and General Admn Expenses	IX	330,25,49,438	326,08,91,628
Total		578,21,53,098	563,33,04,951
Operating Surplus		209,33,18,558	245,75,17,583
Add : Finance and Miscellaneous Income	X	132,94,93,501	179,11,98,052
		342,28,12,059	424,87,15,635
Less : Finance and Miscellaneous Expenditure	XI	337,49,44,359	561,08,54,376
Profit Before Tax		4,78,67,700	-136,21,38,741
Less: Provision for Taxation		2,97,19,000	4,64,76,000
Profit After Tax		1,81,48,700	-140,86,14,741
Add: Amount withdrawn from General Reserve		-	-
Add: Amount withdrawn from Reserve for Replacement, Rehabilitation & Modernization of Capital Assets		-	40,06,03,651
Add: Amount withdrawn from Reserve for Development, Repayment of Loans & Contingencies		-	40,06,03,651
Add: Surplus withdrawn from Gratuity		-	27,25,24,299
Amount available for Appropriation		1,81,48,700	-33,48,83,140
Less : Appropriations			
Contribution to General Insurance Fund		1,00,00,000	1,00,00,000
Contribution to Capital Works (Capital-I & II)		67,05,22,023	79,12,07,302
Total		68,05,22,023	80,12,07,302
Balance carried forward to General Reserve		-66,23,73,323	-113,60,90,442

Sd/-

D. RamanaMurthy

Financial Adviser & Chief Accounts Officer
Chennai Port Trust

Place: Chennai.
Date: 18.06.2020

Sd/-

P Raveendran

Chairman
Chennai Port Trust

CHENNAI PORT TRUST
SCHEDULES TO PROFIT AND LOSS ACCOUNT

(Amount in ₹)

Sch. No.	Particulars	Year ended 31.03.2020	Year ended 31.03.2019
	OPERATING INCOME		
I	Cargo Handling and Storage Charges		
	Handling Charges on General Cargo	101,20,80,106	87,67,34,604
	Handling of POL Products	51,89,49,943	47,84,21,865
	Storage Fees	36,74,55,081	43,65,15,753
	Cranage	3,77,38,488	1,85,96,642
	Wharfage Charges on Containers	6,56,657	5,06,169
	Clearing & Forwarding Levy	26,83,972	25,39,850
	Stevedoring Charges	13,93,30,341	11,56,09,643
	Demurrage on General Cargo	4,18,84,522	2,87,10,447
	Harbour Entry Fees	6,65,54,344	6,46,48,828
	Miscellaneous Income	2,16,86,568	2,99,09,338
	Sub Total (A)	220,90,20,022	205,21,93,139
	Income from BOT Contracts		
	Royalty from CCTPL	63,35,35,315	84,26,75,770
	Revenue share from CITPL	143,16,57,351	152,44,06,897
	Revenue share - Global Port Solutions (MHC)	3,28,95,119	2,86,34,008
	Amortisation of Upfront Premium - CITPL	33,33,333	33,33,333
	Sub Total (B)	210,14,21,118	239,90,50,008
	Total (A + B)	431,04,41,140	445,12,43,147
II	Port and Dock Charges		
	Port Dues	66,05,37,365	67,80,74,225
	Pilotage and Towage	175,78,69,371	177,31,72,301
	Berth Hire Charges	56,25,98,388	54,78,95,297
	Water Supply to Shipping	50,000	-
	Miscellaneous Income	1,52,73,656	1,70,29,175
	Total	299,63,28,780	301,61,70,998
III	Railway Earnings		
	Freight and Haulage charges	2,12,08,422	3,05,51,311
	Terminal Charges	9,71,10,255	12,83,44,329
	Miscellaneous Income	3,73,55,031	5,23,70,846
	Total	15,56,73,708	21,12,66,486

CHENNAI PORT TRUST
SCHEDULES TO PROFIT AND LOSS ACCOUNT

(Amount in ₹)

Sch. No.	Particulars	Year ended 31.03.2020	Year ended 31.03.2019
IV	Estate Rentals		
	Licence Fee from Quarters	53,21,923	57,93,635
	Rent from Quarters	1,30,44,338	1,03,71,349
	Rent from Office Accommodation	3,64,55,056	4,21,34,957
	Upfront Premium from office accommodation	1,91,22,083	1,91,22,083
	Lease rent - CCTPL	11,01,533	-
	Lease Rent, Way Leave Charges - CITPL	10,26,46,878	9,96,96,408
	Electricity and Water Charges	22,13,92,296	21,88,85,265
	Miscellaneous Income	1,39,43,921	1,61,38,206
	Total	41,30,28,028	41,21,41,903
V	OPERATING EXPENDITURE		
	Cargo Handling and Storage Charges		
	Handling and Storage of General Cargo	44,03,74,117	39,04,80,570
	Handling of POL Products	9,61,55,664	9,33,52,320
	Warehousing	8,40,57,318	8,51,05,131
	Op & Maint. of Cranes including floating cranes	3,47,57,116	2,85,23,591
	Administration and General Expenses	45,84,79,921	45,26,97,885
	Depreciation	5,17,57,588	4,91,00,742
	Total	116,55,81,724	109,92,60,239
VI	Port and Dock Facilities for Shipping		
	Towage, Berthing and Mooring	6,63,34,583	11,61,09,485
	Pollution Control	98,52,908	44,60,549
	Pilotage	16,60,41,447	15,19,33,874
	Fire Fighting	13,61,98,324	11,89,43,759
	Dredging and Marine Survey	3,26,88,000	5,47,15,822
	Harbour Patrol	3,014	1,252
	Op & Maint. of Navigational Aids	39,07,65,052	35,75,03,491
	Depreciation	12,45,98,918	12,38,58,237
	Total	92,64,82,246	92,75,26,469
VII	Railway Workings		
	Op & Maint. of Locomotives, Wagons, etc.	10,58,45,216	9,83,25,060
	Maint. of Permanent way, Signal and Interlocking Facilities	53,66,093	18,38,463
	Op & Maint. and Admn. & General Exp. of station, yards, Sidings	19,77,29,387	17,80,78,314
	Depreciation	95,48,612	93,24,707
	Total	31,84,89,308	28,75,66,544

CHENNAI PORT TRUST
SCHEDULES TO PROFIT AND LOSS ACCOUNT

(Amount in ₹)

Sch. No.	Particulars	Year ended 31.03.2020	Year ended 31.03.2019
VIII	Rentable Land & Building		
	Estate Maint. Admin. and Gen. Expenses	5,51,72,711	4,41,82,406
	Depreciation	1,38,77,671	1,38,77,665
	Total	6,90,50,382	5,80,60,071
IX	Management and General Administration Exp		
	Management and Secretarial	48,45,54,622	50,52,27,867
	Accounting and Auditing	25,39,02,409	23,41,79,762
	Property Tax	51,83,806	47,80,599
	Legal related Expenses	2,98,22,247	1,00,15,818
	Labour and Welfare Charges	7,52,45,380	7,93,06,781
	Medical related Expenses	52,61,29,207	50,92,67,873
	Storekeeping	12,62,56,299	12,48,67,762
	Telephone Expenses	49,01,010	20,14,818
	Engineering and Workshop Overheads	173,49,74,957	173,24,90,564
	Depreciation	6,15,79,501	5,87,39,784
	Total	330,25,49,438	326,08,91,628
X	Finance and Miscellaneous Income		
	Interest & Dividend		
	Interest of Fixed Deposits - General Fund	51,66,58,053	49,27,59,304
	Interest on Loan to KPL	27,27,70,744	26,56,06,962
	Interest on I.T. Refund	-	5,49,98,901
	Interest on Advances to Employees	22,06,626	27,94,606
	Short Term Capital Gain from Liquid Mutual Funds	95,51,558	70,31,829
	Dividend from Equity Shares in KPL	25,00,00,000	40,00,00,000
	Dividend from IPRCL	51,00,606	-
	Sub Total (A)	105,62,87,587	122,31,91,602

CHENNAI PORT TRUST

SCHEDULES TO PROFIT AND LOSS ACCOUNT

(Amount in ₹)

Sch. No.	Particulars	Year ended 31.03.2020	Year ended 31.03.2019
X	Finance and Miscellaneous Income (Contd.)		
	Other Non-operating & Misc Income		
	Profit on Sale of Capital Asset	10,58,351	12,18,69,749
	Swach Bharat Abiyan (SBA) Grant	-	2,00,00,000
	Green Port Initiative (GPI) Grant	-	23,21,272
	Sale of Unserviceable Goods	9,25,38,509	1,18,28,149
	Sale of Tender Documents	1,800	4,400
	Penalties	6,06,93,175	4,58,32,013
	Miscellaneous Receipts	4,09,24,142	5,00,34,566
	Items relating to previous year	7,78,42,995	31,61,16,301
	Lapsed Deposit	1,46,942	-
	Sub Total (B)	27,32,05,914	56,80,06,450
	Total (A + B)	132,94,93,501	179,11,98,052
XI	Finance and Miscellaneous Expenditure		
	Contribution & Expenditure towards Retirement Benefits		
	Contribution to Pension Fund	80,26,14,341	131,16,00,000
	Contribution to Gratuity Fund	71,00,000	21,00,00,000
	Contribution to New Pension Scheme	94,62,111	84,31,118
	Superannuation Pension - Retired Prior to 14.11.2002	91,77,82,505	89,36,28,797
	Family Pension - Retired Prior to 14.11.2002	106,57,42,400	100,84,68,054
	Sub Total (A)	280,27,01,357	343,21,27,969
	Contribution to Other Funds		
	Contribution to Leave Encashment Fund	22,82,17,192	30,00,00,000
	Contribution to Welfare Fund	15,00,000	15,00,000
	Contribution to Family Security Fund	15,00,000	7,00,000
	Contribution to Loss in Wages Compensation Fund	23,786	23,818
	Sub Total (B)	23,12,40,978	30,22,23,818

CHENNAI PORT TRUST
SCHEDULES TO PROFIT AND LOSS ACCOUNT

(Amount in ₹)

Sch. No.	Particulars	Year ended 31.03.2020	Year ended 31.03.2019
	Deferred Revenue Expenditure		
	Ex-Gratia to employees - S.V.R.S	24,67,61,754	24,69,67,361
	One time settlement to SC WWC Emp.	30,13,767	27,92,376
	Sub Total (C)	24,97,75,521	24,97,59,737
	Other Finance & Miscellaneous Expenditure		
	Bank Charges, Brokerage & Commission	6,99,448	15,03,236
	Interest on Loan from SBI	1,94,52,055	-
	Amortization of upfront fee paid on Term Loan	43,105	-
	Loss on disposal of Capital Assets	1,31,35,241	94,113
	Wage Revision Arrears	-	20,87,98,436
	Stores Adjustments	10,08,609	2,03,73,234
	Prior Period Exp. - Others	5,68,88,045	1,39,59,73,833
	Sub Total (D)	9,12,26,503	162,67,42,852
	Total (A to D)	337,49,44,359	561,08,54,376

Sd/-

D. RamanaMurthy

Financial Adviser & Chief Accounts Officer
Chennai Port Trust

Place: Chennai.

Date: 18.06.2020

Sd/-

P Raveendran

Chairman
Chennai Port Trust

CHENNAI PORT TRUST

TYPE WISE EXPENDITURE

(Amount in ₹)

Type Code	Particulars	Year ended 31.03.2020	Year ended 31.03.2019
A	Salaries and Wages		
101	Salaries & Wages (General)	224,20,42,290	204,64,67,573
102	Salaries & Wages (Hamallage Labour)	22,47,56,824	19,52,16,036
110	Salaries & Wages (Operation)	45,74,14,505	41,34,78,976
118	Cafeteria Allowance	4,59,09,889	4,49,07,474
130	Salaries & Wages (R&M)	89,98,95,634	79,54,76,046
141	Salaries & Wages (Others)	-	-
	Sub Total (1)	387,00,19,143	349,55,46,105
104	Overtime	93,43,766	80,36,143
105	Restday & Holiday Wages	2,89,87,197	2,53,86,901
120	Salaries & Wages (Hon. Payment)	72,93,975	99,68,990
	Sub Total (2)	4,56,24,937	4,33,92,034
107	Loco/Railway Incentive	28,19,335	52,96,785
108	Other Incentive	1,91,67,142	2,10,78,542
	Sub Total (3)	2,19,86,477	2,63,75,327
113	Wage Revision Arrears	-	26,64,17,366
115	Ex-gratia	6,24,17,825	6,15,69,436
330	Leave Travel Concession	42,80,044	60,49,890
536	Children Education Allowance	4,00,34,500	4,73,18,652
	Sub Total (4)	10,67,32,369	38,13,55,344
	Total (A)	404,43,62,926	394,66,68,809
B	Stores Expenses		
201	General	12,87,373	5,52,989
202	Stationery & Printing	24,14,661	27,25,994
204	Uniform	1,28,704	5,19,500
208	Photopass material	4,72,460	3,22,863
210	Fuel Operation	12,31,97,394	14,34,16,192
211	Lubricants Operation	8,95,552	26,47,889
212	Consumables Operation	4,39,767	1,73,481
230	R&M - Fuel	78,731	71,958
231	R&M - Lubricants	37,170	2,67,274
232	R&M - Consumables	22,34,702	17,19,892
235	Cables	4,88,269	21,64,426
236	Batteries	10,81,376	12,12,801

CHENNAI PORT TRUST TYPE WISE EXPENDITURE

(Amount in ₹)

Type Code	Particulars	Year ended 31.03.2020	Year ended 31.03.2019
237	Wire Ropes	-	29,103
238	HPSV Lamps & Fittings	2,88,077	7,37,169
239	Wood	-	17,510
250	Paints & Varnishes	32,819	2,73,048
252	Pipe Fittings, Accessories	14,12,967	21,19,054
254	Tools & Plants	2,14,256	45,312
256	Spares Mechanical	33,94,741	2,98,32,448
257	Spares Electrical	15,82,867	15,28,440
260	Civil Materials	21,02,494	13,66,974
262	Metal	1,10,422	3,25,492
	Total (B)	14,18,94,804	19,20,69,809
C	Operation & Maintenance Expenses		
421	Hire Charges - Vehicles	1,93,25,068	1,91,89,602
423	Damages & Deficiencies paid to S.Rly.	-	35,14,744
440	Separation amount payable to CCTL	59,83,555	45,51,777
450	Water charges	2,32,18,908	3,04,49,256
481	Electricity charges	25,90,35,673	25,94,03,162
499	Pollution Control Expenses	17,66,942	15,133
516	Police/Security	-	60,37,011
520	Honorarium	68,78,527	1,18,31,487
521	Gas	9,74,912	15,48,739
530	Contract payments for operations	17,91,72,445	13,94,99,155
551	Cont. to Elevated corridor as Deferred Rev.	5,25,53,183	5,25,23,756
552	ESI - Port Contribution	67,703	1,21,123
580	Repairs & Maintenance (incl. pay. to contrts.)	4,65,53,469	4,55,84,923
582	Maintenance Dredging	20,000	-
583	Annual Lease Charges - Thiruvotriyur Municipality	2,01,00,624	1,88,40,693
584	Expenditure on Disaster Manag.	21,701	-
597	Testing and Certifying Fees	1,84,939	4,81,093
621	Research & Development	3,67,000	12,43,060
	Sub Total (1)	61,62,24,649	59,48,34,714

CHENNAI PORT TRUST

TYPE WISE EXPENDITURE

(Amount in ₹)

Type Code	Particulars	Year ended 31.03.2020	Year ended 31.03.2019
	Swach Bharat Abhiyan		
601	Cleaning Wharf	26,50,193	-
602	Cleaning & Repair of Sheds	7,60,225	31,31,870
603	Auction & Disposal of Unservicable items	-	-
605	Painting all Signage & Boards	9,800	5,68,301
606	Cleaning & Repair of Port Roads	51,78,442	40,45,241
607	Painting road sings, pavements, etc.,	4,27,844	1,72,876
608	Pavements & Cement furn. Along pavements	1,47,250	1,97,206
609	Beautification and cleaning of Parks	2,51,674	-
611	Modernisation toilet complex in open area	10,16,456	20,77,628
612	Placing of Dustbins	1,18,400	-
613	Board indicating cleanliness messages	67,763	-
614	Painting office building and residences	1,39,06,842	59,75,870
615	Cleaning & painting of statues	1,96,960	12,000
616	Cleaning & Repair of drainages & storm water sys	18,71,246	8,95,148
620	Removing unnecessary vegetation	5,01,877	3,00,127
	Sub Total (2)	2,71,04,971	1,73,76,267
	Green Port Initiative		
555	Environmental Parameter Study	18,53,336	7,29,477
617	Plantation in open areas avenues and corners	16,27,008	15,91,795
	Sub Total (3)	34,80,344	23,21,272
	Total (C)	64,68,09,964	61,45,32,253
D	Office & General Adminstration Expenses		
213	Printing of Coffee Table book	12,000	53,499
310	Telegraph, Postage & Stamps	4,10,889	6,81,377
320	Tour & Travel Expenses	6,62,243	8,29,984
321	TA / Airfare Payment	30,33,132	32,62,869
325	Local Conveyance Allowance	550	8,728
350	Purchase of Furniture,Office Equipments etc.	-	1,89,190
356	Purchase of computers / Printers	9,17,157	9,70,850
358	Purchase of air conditioner	-	3,31,577
360	Stipends	-	2,00,975
370	Miscellaneous Expenses	22,51,299	12,17,016
405	Delegate fee	8,81,444	12,71,973

CHENNAI PORT TRUST

TYPE WISE EXPENDITURE

(Amount in ₹)

Type Code	Particulars	Year ended 31.03.2020	Year ended 31.03.2019
430	Compensation to DLB Dependents	-	-
431	EPF - Employer Share	9,39,783	6,00,630
432	EPF - Administrative service charges	1,94,788	2,25,198
433	EPF - EDLI (Employees Deduction)	9,672	12,870
511	Trustee's Fees	39,000	33,000
512	Entertainment Expenses	1,07,730	2,04,550
517	Legal Charges	21,15,058	1,65,74,636
518	Printing & Publishing	34,920	42,187
519	Telephones	12,52,890	20,14,818
522	Honorarium to enquiry officers	2,32,385	70,976
523	Training	3,55,438	4,02,413
524	Expenses on visit of VIP's / VVIP's	46,86,290	4,44,855
526	Printing Diaries and Calenders	3,52,820	7,82,885
528	Telephones provided to Officers/Mobile phone / Broad Band connection for Internet	-	-
529	Board & Trade meeting expenses	17,22,180	10,59,219
533	Contrbn. to MP&D Educational HSS	2,87,53,085	2,71,92,519
534	Grant to Canteen	3,84,700	9,91,977
535	Grant of Conducting Sports, Competition, etc.	12,00,000	-
537	Hindi Examination / Celebration	1,68,196	2,28,419
546	Donation to Club/Soc. -staff Ins.	85,000	-
547	Independence/Republic day Cel.	6,45,946	6,91,838
550	Computer peripherals and Accessories	16,770	5,29,570
556	Arbiration fees	2,77,07,189	-
578	Publicity Expenses	16,754	80,358
587	Consultancy Fees	3,65,68,803	1,10,13,388
588	Advertisement Expenses	6,50,550	9,12,909
589	Office Machine - Servicing Charges	5,68,51,867	2,43,74,485
590	Subscription	1,11,810	1,45,463
591	C&AG Audit fees	34,10,000	35,00,000
592	Insurance	36,84,970	-
593	Rates & Taxes - Property Tax	51,83,806	47,80,599

CHENNAI PORT TRUST

TYPE WISE EXPENDITURE

(Amount in ₹)

Type Code	Particulars	Year ended 31.03.2020	Year ended 31.03.2019
594	Donations & Contributions	1,17,32,386	1,21,05,751
595	Licence Fees	5,56,00	1,43,800
596	Exhibition Expenses	-	3,75,00
598	Audit Fee & Professional charges	28,28,986	48,92,019
	Total (D)	20,02,68,086	12,31,06,870
E	Security Expenses		
500	Dog Squad CISF	1,27,363	-
513	Contribution to CISF	27,74,17,315	30,13,23,420
549	Arms & Ammunitions/Clothing equipment	-	-
554	Clothing & equipment	16,48,190	-
	Total (E)	27,91,92,868	30,13,23,420
F	Medical Expenses		
203	Medicines	4,99,44,801	6,35,31,415
205	Surgical Instruments and Consumables	8,60,665	17,78,332
206	Linen	-	2,33,899
209	Lab Kits	14,68,001	50,40,878
541	Reimbursement of Medical Expenses	5,49,23,808	5,02,44,886
543	Hospital diet Expenses	25,58,720	30,62,021
548	Reimbut. of Medical Exp. for Pensioners	9,85,06,165	7,68,11,224
	Total (F)	20,82,62,160	20,07,02,655
699	Depreciation (G)	26,13,62,290	25,49,01,135
	Grand Total (A) to (G)	578,21,53,098	563,33,04,951

Sd/-

D. RamanaMurthy

Financial Adviser & Chief Accounts Officer
Chennai Port Trust

Place: Chennai.

Date: 18.06.2020

Sd/-

P Raveendran

Chairman
Chennai Port Trust

CHENNAI PORT TRUST

Capital Works Expenditure

(₹ in Cr.)

Sl. No.	Particulars	Year ended 31.03.2020	Year ended 31.03.2019
1	Budgetary Support	6.88	24.01
2	Internal Resources	53.65	61.45
	Total	60.53	85.46

Sd/-

D. RamanaMurthy

Financial Adviser & Chief Accounts Officer
Chennai Port Trust

Place: Chennai.
Date: 18.06.2020



Sd/-

P Raveendran

Chairman
Chennai Port Trust





CHENNAI PORT TRUST

ACCOUNTS ACCOUNTS
2019 - 2020

ACCOUNTING POLICES
AND
NOTES ON ACCOUNTS



CHENNAI PORT TRUST
ANNUAL ACCOUNTS 2019-2020
SIGNIFICANT ACCOUNTING POLICIES AND
NOTES ON ACCOUNTS

(A) ACCOUNTING POLICIES

1. The Books are maintained under Mercantile System (accrual basis) of accounting as per Ministry's Letter No.PR-20021/2/98-PG dated 6th November 2002.
2. Income is recognized as and when services are rendered and no significant uncertainty exists regarding the amount of consideration that will be derived from rendering of the service.
3. Fixed Assets are exhibited at historical cost less depreciation.
4. Fixed Assets are excluded from the financial statements on disposal. The write-off value of assets is made, as per the provisions of Section 96 of the Major Port Trusts Act, 1963.
5. Fixed Assets under Construction are categorized as Capital Works in Progress.
6. Physical Verification of all Fixed Assets is carried out once in three years.
7. Payments/Contributions which are not considered as Investments in the form of Equity or Loan shall be amortized over a period of 10 years from the first year in which the contribution is made.
8. Depreciation is provided on Straight Line Method at the rates in accordance with the life of those assets as prescribed vide Notification No.PR-24021/28/98-PG dt.20.8.1998 issued by the Ministry of Surface Transport, Ports Wing, Government of India. As per the new Accounting Policy, the Depreciation is provided in proportion to the utility of the Asset, as per the slab indicated in the Accounting Policy. Wherever Government fixed life norms is not available for any particular asset, the life norm is adopted as prescribed by the concerned operating Departments.
9. Amount spent towards reclamation of land is treated as Capital Expenditure and no depreciation is charged.
10. Acquisition of Land on Long-term lease by paying amount on upfront basis is treated as Lease hold land and included as fixed assets under the category land. Amount spent towards acquisition of lease hold land is written off / amortized over the lease period.
11. Operating leases are considered as revenue in nature and accordingly the receipts and payments are accounted. However, one time non refundable upfront Premium received from lessees are apportioned over the period of lease.
12. Inventories are valued at weighted average cost. Non-stock items are charged to Revenue Account and the Stock items are only shown in the Balance Sheet as Stores and Inventory.
13. Stock items include items that were drawn from Main Stores for consumption/works, but not consumed as on 31st March and lying at work site/sub-stores. The value of these items as on 31st March of the year are added back to holding of stock and reduced from consumption accordingly as these items are physically available.
14. The Long term Investments are stated at cost.
15. Investments consists of the following:
 - a. Equity Contribution in Govt./ PSU Companies

- b. Inter-corporate loan to other Ports
 - c. Fixed Deposits in Nationalized Banks
 - d. Liquid Mutual Funds
16. Disputed claims are not accounted under Sundry Debtors but only disclosed in the Notes on Accounts. A claim of the Port towards its Income made on a Port User challenged in any legal forum by the Port User is considered as Disputed Claim.
 17. Irrecoverable debtors/claims are treated as Bad Debts and written-off on approval of the competent authority.
 18. Claims accounted as income, but subsequently considered to be ineligible for receipt are treated in the books of accounts as expenditure on approval of the competent authority.
 19. Prior period income or expense which arises in the current period as a result of errors or omission in the preparation of Financial Statements of one or more prior periods are included under Finance and Miscellaneous Income or Expenditure respectively.
 20. As per the Revised Accounting format approved by the C&AG, all the investments are disclosed in Schedule-VII, all the bank deposits and bank balances are shown in Schedule-X.
 21. In respect of posts created and identifiable to a particular project, the related establishment costs are charged to the project. In respect of posts created and operated for multiple projects, then such establishment cost are apportioned taking the weighted average of the number of months and the number of projects for which the posts are operated during the particular Financial Year.
 22. Administrative Overheads at the rate of 2% on Capital Expenditure is charged and capitalized in respect of works contracts involved in progressive monitoring and certification of running bills by ChPT Engineers, whether it is mechanical or civil contracts and not in respect of supply items.
 23. In respect of employees retired before 14.11.2002 the Pension payments are charged to the Profit and Loss account. In all other cases the Pension and Gratuity payment including arrears payment, if any, are met from the earnings of the Pension Fund and Gratuity Fund respectively.
 24. Leave Encashment Fund has been constituted for meeting the encashment liability with effect from the Financial Year 2010-11. Necessary contribution is made to build the corpus of this Fund based on the actuarial valuation, subject to a minimum contribution to the extent of actual expenditure incurred during the previous year.
 25. Exceptional / Non-Recurring revenue expenditure which are considered to provide benefits to the Port over a period of more than one year or which are considered to result in mitigation of future expenditure or any of the obligations of Port are treated as Deferred Revenue Expenditure and are written off over a period not exceeding 5 years.
 26. Chennai Port Trust follows income approach in respect of revenue grants received by it from the Government of India and accordingly receipt of grants are treated as income to the extent of expenditure incurred towards the purposes for which the grant is received and the remaining amount is treated as liability.
 27. (a) (i) Government grant relating to construction/acquisition of fixed assets are recognized in the financial statements when there is reasonable assurance that the Port will comply with the conditions attached to the terms of grant and that the grant will be received.

(ii) Government grants related to specific fixed assets are presented in the balance sheet by showing the grant as a deduction from the Gross value of the assets concerned in arriving at their book value. Where the grant related to a specific fixed asset equals the whole, or virtually the whole, of the cost of the asset, the asset is shown in the balance sheet at a nominal value.

(b) Specific grants related to Revenue are shown separately under the respective head.

(c) Income earned by ChPT through Duty Credit Scrips (DCS) is recognized on receipt of the DCSs at the values estimated on prudent basis. Subsequent excess realization or short realization on sale /transfer/utilization of the DCSs in comparison to their originally recognized value is treated as revenue income or revenue expenditure and reported under Finance & Miscellaneous Income or Finance & Miscellaneous Expenditure. Any reduction in the carrying values of these DCSs on subsequent balance sheet date(s) and/or on account of expiration of these DCSs are treated as revenue expenditure and reported under F&M Expenditure.

28. Earnest Money Deposit (EMD), Security Deposit (SD) and Miscellaneous Deposit lying unclaimed for more than 3 years under the Deposit code are treated as Lapsed Deposits and taken to the Finance & Miscellaneous Income. Refund of such deposits, upon receipt of claim at a later-date, is treated as revenue expenditure and reported under Finance and Miscellaneous Expenditure.

(B) NOTES ON ACCOUNTS

1. The financial statements have been prepared as per the revised format based on the orders of the Ministry of Shipping, Government of India vide letter No.PR-20021/2/98-PG dated 6.11.2002 for implementation of the Revised Standard Norms of Accounts for Major Port Trusts.

2. During March 2020, Chennai Port Trust acquired the equity shares of KPL from Gol at a consideration of ₹ 2383 Cr. The above transaction has been funded through internal resources amounting to ₹ 608 Cr. and term loan from SBI, CAG Branch, Egmore, Chennai amounting to ₹ 1775 Cr. Accordingly, the entire Investment of ₹ 2383 Cr. is shown under the head "Investments".

3. ChPT has availed a term loan of Rs.1775 Cr. from SBI, CAG Branch, Egmore, Chennai at an interest rate of 8% p.a., repayable over a period of 15 years. Provision for the Interest on Term loan amounting to Rs.1,94,52,055/- has been made and included under Schedule XII - Current Liabilities & Provisions.

4. During FY 2019-2020 Chennai Port Trust acquired 10,000 Equity Shares of Kanyakumari Port Ltd at a cost of Rs.1,00,000/-.

5. During FY 2019-2020 Chennai Port Trust acquired 10,000 Equity Shares of Dredging Corporation of India from the Secondary Market at a cost of Rs.33,39,311/-.

6. CESTAT vide its order dt.12.6.2017 has held that ChPT is liable to pay service tax together with applicable interest and penalty for its receipts of Terminal Handling Charges (THC) from Southern Railway during the period from 01.07.2003 to 26.08.2007. The total liability as on 31.3.2019 was ₹ 41.17 Cr. (Service tax – ₹ 7.67 Cr., Interest – ₹ 18.86 Cr. & penalty ₹ 14.64 Cr.). Against this amount, ChPT has paid a sum of ₹ 0.88 Cr. by means of payment subsequent to adjudication order for the period from 01.07.2003 to 31.01.2004 and a further sum of ₹ 2.00 Cr. as pre-deposits. ChPT had filed an appeal before Apex Court challenging the order of CESTAT.

In the Union Budget, the Government of India announced the Sabka Vishwas (Legacy Dispute Resolution Scheme) 2019 for settling all Service Tax issues. In order to avail this

opportunity, the Port had filed applications under the SVLDRS 2019. As per applications filed by the Port, the total amount payable is Rs.86,77,274/- only. GST Department has claimed an amount of Rs.55,82,911/- in excess against which the Trust has filed an appeal. The same is pending. GST Authorities have issued SVLDRS-4 Discharge Certificate for full and final settlement for one item.

ChPT has also filed a suit before the Hon'ble High Court of Madras for recovering the above dues from Southern Railway vide W.P.No:10625/2009 dt.17.07.2009 and the same is still pending.

Further in 3 other Service Tax related Cases also, the Trust had filed applications under the SVLDRS 2019 and has remitted an amount of ₹ 67,68,547/- and obtained discharge certificate for full and final settlement in Form No:SVLDRS 4.

7. Details of ChPT's claims for various services rendered by the Port which are disputed by the parties other than M/s. CCTPL and M/s CITPL.

Descriptions	₹ in Cr.
O/b of outstanding Claims as on 01.04.2019	255.08
Less: Service Tax dues/ settlement of dispute.	41.36
Add: Interest & Penalty for the year 2019-2020	12.09
Add: Service Tax dues.	1.43
C/b of outstanding Claims as on 31.03.2020	227.24

8. Short fall in MGT by Iron Ore Exporters

Port had claimed a sum of ₹ 39.80 Cr. from 11 iron ore exporters towards shortfall in MGT for the period from 28.7.2010 to 31.12.2010 and initiated action for encashment of BGs. The 10 iron ore exporters have filed Writ Petitions and obtained stay for encashment of BG and the matter is sub-judice. The Bank Guarantees are being extended by the firms from time to time as per Court directions.

Among the above, as per the High Court Order on Civil suit No.1050 of 2010 filed by M/s. Tungabhadra Minerals Private Ltd. (TMPL), the Bank Guarantees submitted by the firm has been encashed during the FY2016-17 and adjusted against the dues. M/s.TMPL has filed OSA No.57 of 2017 against Chennai Port Trust to set aside the judgement and decree dated 12.1.17 passed by the Hon'ble Single Judge in C.S. No.1050 of 2010. ₹ 5.94 Cr. which is shown as contingent liability.

M/s. V S Lad and Sons has not extended the Bank Guarantee for an amount of ₹ 7.32 Cr. and violated the Court direction. Hence, writ petition filed by ChPT in the Madras High Court (WP5109 of 2018 in WMP 27796 in WP29366 of 2010) and the same is pending. Subsequently, another Bank Guarantee furnished by M/s.V S Lad & Sons amounting to ₹ 3.62 Cr. has been encashed during 2017-18 and adjusted against the dues.

M/s. Bharat Mines & Minerals has not extended two BGs amounting to ₹ 7.32 Cr. and ₹ 1.11 Cr. respectively. Hence both BGs were invoked, amount encashed and credited to Trust account in the FY 2018-19.

As on date, 9 cases are pending in the court for final hearing relating to this subject against which BGs are held by ChPT. Hence, the balance amount of ₹ 29.84 Cr. shown as disputed income.

9. Other Vessel Related litigations:

- (i) M/s.Jansee Steel Industries (P) Ltd has taken over the vessel M V Eleni. The total dues to be recovered is ₹ 1.60 Cr. and the interest accrued is ₹ 2.52 Cr. upto 31.03.2020. The Court case is still pending vide CS 751 of 2008 filed by M/s. Jansee Steel Industries (P) Ltd. on Chennai Port Trust and 3 others.
 - (ii) The vessel M.T. Pratibha Cauvery ran aground during cyclone Nilam on 31.10.2012 and was re-floated on 11.11.2012 and subsequently berthed at JD-IV on 21.11.2012 as per the direction of DG shipping for a limited period of two days. Notice dated 04.01.2013 under Section 14 (1) of the Indian Ports Act,1908 issued to the owners in compliance with the BR No:128 dated 21.12.2012. A sum of ₹ 1.29 Cr. is due for the vessel MT Prathiba Cauvery as per Manual Bill No:166 dated 19.6.2013. The case CS No:89 of 2013 is still pending in the High Court.
 - (iii) M V Sangiorgio vessel arrived in Chennai Port Trust on 17.4.2007. The vessel did not sail on account of the orders of arrest passed by Hon'ble Bombay High Court. The vessel occupied various berths and incurred additional Berth Hire Charges amounting to ₹ 44.35 Cr. The subject matter is still sub-judice [WP No:16365 of 2011]
 - (iv) M.V.Thai Hong (renamed as M.V.Kathija)- M/s John f.Fidele & company & 2 others - Vessel related charges ₹ 1,42,472/-- Since the Judgement Debtor is not traceable, Competent Authority's approval for write off of ₹ 1,42,472/- is to be obtained.
 - (v) M.V.Sea Heron – M/s John Fidele & company and 2 others- Vessel Related Charges – ₹ 6,58,251/- Application No.2994 of 2002 – C.S .No 167 of 1985- Case transferred to Hon'ble city civil court in 2014 & is still pending.
 - (vi) M.B.Nile Progress & M.B.Eastern Pride – M/s Eastern Waterways Pvt. Ltd. – Vessel Related charges – ₹ 13,34,760/- WP No.8514 of 2013 is still pending.
 - (vii) The Vessel M V ISLAND PRIDE was distrain and sold for recovery of Vessel Related Charges, but the sale proceeds were not sufficient. Hence recovery suit was filed against M/s. TNSS Steels P Ltd for ₹ 1,08,84,931/- under case C.S.No:127 of 2008. The Case is still sub-judice and pending in Hon'ble High Court of Madras.
10. Wharfage of ₹ 3,28,40,656/- is due from M/s. DCI from 19.7.2013. The dispute has been referred to inter-organization Dispute Committee and the same is still pending.
11. As per the decretal order dt.22.11.2015, Chennai Port being a judgement debtor is entitled to claim a sum of ₹ 14,24,903/- along with interest from M/s. Maersk line India P Ltd. as per the court order.

12. Claims under dispute with M/s. CCTPL :

- a. As per the License agreement with M/s.CCTPL, the licensee has to achieve certain percentage of Non Transshipment Traffic (NTT) and in the event of default CCTPL has to pay compensation for the shortfall in NTT equivalent to the amount of Royalty. Towards this, an amount of ₹ 46.08 Cr. was recovered by encashment of BG and M/s. CCTPL paid ₹ 17.78 Cr. totaling to ₹ 63.86 Cr. Additionally, an amount of ₹ 27.66 Cr. was created as debtor in the year 2008-09 towards NTT dues for the year 2006-07. The issue was referred for arbitration by M/s. CCTPL. The Award of the Arbitral dispute was passed in favour of M/s.CCTPL on 26.11.2012. Consequent to the Order M/s. CCTPL has not paid the Advance Royalty for the period from May 2013 to August 2013 and Additional Royalty for the month of May 2013 and June 2013 amounting to ₹ 22.93 Cr. which has been adjusted by the firm as per the Arbitration Award. The Port has accounted this amount as Sundry Debtors in FY 2013-14.

ChPT preferred an appeal in Madras High Court vide O.P.No:493/2013 the firm has remitted the Royalty regularly except for the above said period. The Madras High Court has passed orders in favour of ChPT. Aggrieved by the Single Judge order M/s.CCTPL filed an appeal in the Bench Court vide OSA No:20/2014 and the Trust filed a counter affidavit in OSA No:59/2014 and the same was ordered in favour of M/s. CCTPL on 20.3.2018 and Hon'ble Court upheld the Arbitration Award dt.26.11.2012. Aggrieved by this ChPT filed an appeal in the Supreme Court vide SLP No:30371 & 30372 of 2018. The appeal was dismissed on 04.02.2019.

M/s.CCTPL adjusted the Royalty amount from May 2013 to August 2013 for ₹ 22.93 Cr. and from March 2018 to Feb 2019 for ₹ 77.22 Cr. totaling ₹ 100.15 Cr. (Principal ₹ 63.86 Cr. and Interest ₹ 36.29 Cr.). Based on the dismissal of the Port appeal in the Hon'ble Supreme Court, NTT dues accounted as debtor by the Port during various years totaling to ₹ 128.00 Cr. has been regularized as Prior Period Expenditure during the year 2018-19.

Further, M/s.CCTPL has adjusted the royalty dues from March'2019 onwards towards post award interest from the date of Arbitration Award upto the date of actual realization. Though, ChPT had informed M/s.CCTPL that such adjustment is untenable as per the relief given in the Arbitral Award, CCTPL invoked Arbitration proceedings which was not accepted by ChPT. M/s. CCTPL filed OP 643 and OA 773 to 775 to refer the post arbitration period interest issue to arbitral tribunal. The Hon'ble High Court dismissed the suit and M/s. CCTPL has paid withheld Revenue Share of ₹ 78.42 Cr. on 02.03.2020. As on date there is no litigation pending in this regard.

- b. ChPT claimed 20% Service Charges on Electricity Charges and Service Tax/ GST thereon from M/s.CCTPL which was disputed by M/s.CCTPL and taken up for Arbitration. A sum of ₹ 12.80 Cr. is due from M/s.CCTPL in this regard. A sum of ₹ 0.74 Cr. with applicable interest is the amount due on Wharfage for Cranes imported by CCTPL which was also taken up by the Arbitration Tribunal. The Arbitration Tribunal vide award dt.6.2.2019 has dismissed the claim of Port in both the disputes. ChPT has filed an appeal against the Arbitration Award dt.6.2.2019 vide OP No:61370 of 2019 and the case is pending.

13. Claims due from M/s.CITPL

- a. The assets handed over to M/s.CITPL as per the terms of Licence Agreement have been listed in Appendix-3 of the agreement dated 07.03.2007.
- b. As per Licence Agreement M/s. CITPL was requested to take over the reclaimed land of 39,000 sq. m. and to pay the annual land lease charges amounting to ₹ 4.38 Cr. However M/s. CITPL has not taken over the land citing the disputes pending before the Hon'ble High Court of Madras relating to annual land lease charges and the Environmental Clearance for the reclaimed land. Chennai Port fulfilled its obligation related to Environmental clearance for the reclaimed area. Since the requisition has been made by CITPL during October 2011, Chennai Port is fulfilling its obligations including the appointment of Independent Engineer and given required time for taking over the land. M/s. CITPL have not initiated action to take over the reclaimed area.
- c. M/s.CITPL has raised disputes on the applicability of base year, rate of escalation, rate applicable for developed area. M/s.CITPL referred the matter to Arbitration. The Tribunal vide its award dated 19.09.2012 upheld the issues of base year, classification of land area and lease charges for the month of April 2007 in favour in M/s. CITPL. The issue of escalation of 5% was upheld in favour of ChPT. Chennai Port Trust filed an OP No.190/13 & OP No.199/13. The High Court upheld the Arbitration Tribunal award vide order dated 27.09.2019. Action is being taken to file an appeal.

- d. M/s.CITPL has also disputed the claim of Chennai Port Trust on the Revised Scale of Rates effective from 24.01.2015 before the Arbitral Tribunal. Award was given in favour of M/s.CITPL and Chennai Port Trust has filed an appeal against the award before the Hon'ble High Court. An amount of ₹ 113,23,70,829 crore is due from M/s. CITPL on account of this issue relating to difference in land lease charges for the period from 2007-08 to 2019-2020. As per Licence Agreement, M/s.CITPL shall pay the annual land lease charges for water front area from 11th year of license period. M/s. CITPL has remitted a sum of ₹ 4.37 Cr. towards Annual Land Lease Charges for waterfront area for the year 2017-18 and 2018-19 under protest as against ₹ 16.76 Cr. (included in ₹ 113.24 Cr. stated above) claimed by Chennai Port Trust. This amount of ₹ 4.37 Cr. is treated as income and also reported as contingent liability.
- e. During 2019-2020, M/s.CITPL has initiated another arbitration to be considered on par with M/s.CCTPL and pay lease rent charges to the Port @Re.1/- per square mtr. The same was dismissed on 25-03-2020 in favour of the Port.
14. The income accounted by way of Royalty / Revenue Share from M/s.CCTPL / CITPL is provisional and subject to Audit by an Independent Auditor. Any shortfall in Royalty/ Revenue Share is being reconciled from time to time.
15. A sum of ₹ 23.01 Cr. towards differential Container storage charges is still due from the 38 firms which includes three pending cases before the Hon'ble High Court for a total value of ₹ 1.51 Cr. pertaining to M/s. Arebee Star Maritime Agency P. Ltd. and M/s. International Clearing and Shipping Agency and M/s. Chakiat Agencies.
16. M/s Global Port Solutions P Ltd with whom Port has Concession Agreement for deployment of Mobile Harbour Crane is not regular in remittance of Revenue Share to the Port for the Cargo handled and has not remitted the Revenue share from 14.02.2018. The total Revenue Share payable by M/s. GPSPL for the period from 14.02.2018 to 31.03.2020 works out to ₹ 6.15 Cr. In this connection Port has taken action to encash BG for which GPSPL has filed a suit in the Madras High Court vide OP 437 of 2019 and the same is pending for disposal. In addition, GPSPL has invoked arbitration clause for various operational issues and the same was awarded by the Sole Arbitrator in favour of GPSPL on 12.02.2019 for an amount of ₹ 13.53 Cr. ChPT has filed an appeal vide OP No:1049 of 2019 in the Hon'ble High Court.
17. A sum of ₹ 3.53 crore is due for the period from 01.04.2004 to 31.03.2009 towards escalation in license fee along with Service Tax due to the Port based on the New Land Policy. Out of ₹ 3.53 crores due to the Port, ₹ 3.20 crores is due from 9 Port users who have filed a case in the Court against the demand made by the Port.
18. Some of the licensees have disputed the bills/claims raised by the allotting Departments and not remitted the rental dues.
19. One Time Settlement Scheme(OTSS): Ministry vide letter dated 13.08.2019 has forwarded the One time settlement Scheme to facilitate and expedite the recovery of outstanding dues by granting 100% waiver of outstanding interest, penal interest and penal charges levied by Major Ports on Gol and State Government Ministries/Departments. The Scheme commenced on 1.9.2019 and close initially by February 29,2020. The Scheme has been extended upto 30.6.2020. Board vide BR No.110 dated 24.01.2020 has resolved for 100% waiver of outstanding dues of Navy amounting to ₹ 36,42,105/- under OTSS and vide BR No.132 dated 19.03.2020 has resolved to waive 100% amounting to ₹ 4,05,16,790/- of four Gol lessees viz (i) Andaman and Nicobar Administration, (ii) Mercantile Marine Dept., (iii) Food safety and Standard Authority of India, (iv) Seamen's Employment Office, under the One Time Settlement Scheme.
20. An amount of ₹ 9.01 Cr. was received by the Port during Feb'17 towards sale of residual

iron ore. The delivery of iron ore could not be made due to CBI investigations / litigations. Subsequent to legal resolution, successful bidder has taken delivery of the iron ore. The transaction has been regularized during FY2019-2020.

21. Accrued interest on investments under various Funds has been worked out as per Terms of Investments. The Port has obtained confirmation of Fixed Deposits from all the Bank. With respect to Fixed Deposits placed with Indian Bank, Koyambedu Branch, Chennai Port received a letter on 14/05/2020 intimating closure of Deposits made on 04/05/2020. As Chennai Port has not closed any such Fixed Deposits in Indian Bank, Koyambedu Branch, and the original FDs are under possession of Chennai Port Trust, the matter was taken up with the highest authority of Indian Bank, where this issue was raised. Indian Bank Authorities have confirmed that Bank has received funds from ChPT as per the details provided vide ChPT letter dt.16/05/2020 and with respect to issues raised by the Port, internal investigation is under process.
22. ChPT has received a total amount of ₹ 12.87 Cr. during FY 2006-07 and FY 2007-08 from Government of India towards Tsunami Rehabilitation Programme and incurred a total expenditure of ₹ 11.60 Cr. towards this purpose upto 31.03.2020. The remaining amount of ₹ 1.27 Cr. is reflected as liability in the balance sheet.
23. A sum of ₹ 2.00 Cr. has been received from Ministry of Shipping towards Grant for providing assistance under Swachhta Action Plan vide Ministry's letter No:21013/1/2018-PD-VII dt.11.6.2018 and an amount of ₹ 1.73 Cr. has been spent during 2018-19. The Grant has been fully utilized during FY2019-2020.
24. Out of ₹ 6.00 Cr. received from Ministry of Shipping during the year 2017-18 towards grant for Green Port Initiative Schemes, a sum of ₹ 0.23 Cr. has been transferred Revenue Grant in each of 2017-18 and 2018-19 being the revenue expenditure incurred during the respective years. Further, an amount of ₹ 2.48 Cr. of this grant has been adjusted against Capital Expenditure during FY 2018-19. The Grant has been fully utilized during FY2019-2020.
25. The Ministry has conveyed its approval u/s 42(3A) read with 88(2)(d) of the Major Port Trusts Act 1963, for making a contribution to NHAI to an extent of ₹ 155 Cr. for the Four Lane Link Road Project taken up by NHAI on PPP/BOT model, out of which an amount of ₹ 52.52 Cr. has been released by ChPT so far. ChPT does not get any Share Certificate or instrument or free usage rights in respect of this contribution and hence this contribution is treated as deferred revenue expenditure and accordingly amortized over a period of 10 years from the first year, i.e. FY 2010-11 onwards. This amortization has been completed during FY 2019-20.
26. A special Voluntary Retirement Scheme was implemented in the Port during October 2016 to December 2016. 694 employees retired under the scheme and ₹ 123.38 Cr. has been incurred towards ex-gratia to these employees. An amount of ₹ 24.67 Cr. is being charged as deferred revenue expenditure from FY2016-17 onwards and balance amount of ₹ 24.68 Cr. is lying to be amortized as on 31.03.2020.
27. As per Board approval vide BR No.86 dt.30.1.2018, a sum of ₹ 1.40 Cr. has been paid to the staff/Workers of Chennai Port Trust Seashore canteen and staff/Workers Chennai DLB Women's Welfare Association during the year 2018-19 towards One time settlement including Wage Revision arrears. This amount is treated as 'Deferred Revenue Expenditure and amortized over a period of 5 years. Accordingly an amount of ₹ 0.28 Cr. is being charged to revenue expenditure from FY 2018-19 onwards and balance amount of ₹ 0.84 Cr. is lying to be amortized as on 31.03.2020.
28. The Details of Memorandum of Lease Deed entered with SIPCOT

Description	₹ in Cr.
Lease Rent Paid for 125.17 Acres	100.13
Less: Lease Rent for 121.74 Acres of allotted land	97.39
Excess Paid	2.74
Less : Amount refunded by SIPCOT (Cheque No.877041 dt21.3.2012)	2.00
Balance Outstanding	0.74

ChPT also had taken up this issue in various meetings at various levels and the excess lease rent of ₹ 0.74 Cr. is yet to be refunded by SIPCOT after adjusting the amount towards trees, providing security arrangements etc.

29. The “Barge Handling Project under PPP mode” which was originally awarded to M/s. Chennai Bunkering Terminal Pvt Ltd (CBTPL) was terminated by ChPT. The sole Arbitrator issued the arbitral award on 30.3.2018 in favour of Chennai Port. The claimant, CBTPL filed O.P. 415 on 25.04.2018 in the High Court of Madras challenging the Arbitral Award. The judgement on OP 415 of 2018 was passed on 30.04.2019 wherein the impugned award of the learned Arbitrator was set aside. Port filed an Appeal (OSA No:171 of 2019) before the Hon’ble High Court of Madras on 09.07.2019 challenging the above judgement passed in O.P. No:415 of 2018. The Hon’ble Division Bench, Madras High Court admitted the OSA and granted stay of the order passed on O.P.No:415 of 2018 by an interim order and the matter is sub-judice.
30. The Deposits from Merchants, Cont. & Others under Schedule-XII - Current Liabilities includes an amount of ₹ 19.95 Cr. towards Deposit Works undertaken by ChPT on behalf of Indian Navy, Coast Guard, Southern Railway and IOCL.
31. Income Tax Issues

Chennai Port Trust was brought under the income-tax purview w.e.f. 01.04.2002 following the amendment to section 10(20) of the Income Tax Act, 1961 in the Finance Act, 2002. Since then ChPT has been remitting taxes on the respective due dates as applicable to a non-corporate assessee and the returns of income are being filed regularly.

Subsequently, in view of the registration granted to ChPT u/s 12AA vide DIT(E)’s order dated 16.06.2008 w.r.e.f. 01.04.2002, ChPT filed statements/returns claiming the exemption u/s 11 of the Income Tax Act 1961 for FY 2002-03 to FY 2007-08 and obtained refunds of all the taxes paid for these years.

However, the amendment to section 2(15) in the Finance Act, 2008 brought ChPT again under income-tax purview. Consequent to this amendment, the registration granted to ChPT u/s 12AA has been cancelled by the DIT (E) w.e.f. FY 2008-09 and this cancellation is challenged by ChPT in the tax litigation pending before the Hon’ble High Court of Madras.

Accordingly, w.e.f. FY 2008-09 the port started paying the advance taxes and filing return of income as applicable to non-corporate assessee on the respective due dates as per the provisions of Income Tax Act, 1961.

The following are the income tax issues pending for disposal before the tax authorities.

FY 2009-10: Income Tax Department is to pass “giving effect to” order for the order of ITAT passed on 25.11.2016 in ITA No.1143/2016 and grant refund of ₹ 0.28 Cr. of income-tax together with applicable interest w.e.f 1.4.2010.

FY 2010-11: Income Tax Department is to pass “giving effect to” order for the order of CIT (A) -17 passed on 30.3.2016 and grant refund of ₹ 3.02 Cr. of income-tax together with applicable interest w.e.f. 19.06.2014.

FY 2011-12: Income Tax Department is to pass “giving effect to” order for the order of CIT (A) -17 passed on 23.08.2018 allowing the claim of deduction u/s 80IA of Income Tax Act, 1961 and grant refund of ₹ 9.66 Cr. of income-tax together with applicable interest w.e.f. 1.4.2012. This order of CIT (A) is challenged by the Income Tax Department and the same is pending for disposal before ITAT.

FY 2013-14: Income Tax Department is to pass rectification order and refund the difference of TDS of ₹ 0.53 Cr. together with applicable interest w.e.f. 1.4.2014.

FY 2014-15: Income Tax Department is to pass rectification order and refund the short grant of interest u/s 244A amounting to ₹ 0.16 Cr.

FY 2015-16: Income Tax Department is to pass rectification order and refund the short grant of TDS of ₹ 1.96 Cr. together with applicable interest w.e.f. 1.4.2016.

FY 2016-17: As against the claim of ₹ 26.22 Cr., an amount of ₹ 24.07 Cr. together with interest has been determined in March 2019 in the intimation of the Income Tax Department and this amount is due to be received. Rectification petition is being filed for rectification of the mistakes contained in this intimation.

FY 2017-18: Income tax payable as per the normal provisions is NIL. However, income tax provision of ₹ 7.03 Cr. is made for the dividend income of ₹ 61 Cr. received from Kamarajar Port Limited. The excess tax paid amounting to ₹ 6.86 Cr. on account of TDS has been claimed as refund and the same is pending to be processed by the Income Tax Department.

FY 2018-19 : Income Tax Payable as per the Normal provisions is NIL. However, income tax provision for an amount of ₹ 4.65 cr being the income tax payable on the Dividend Income of ₹ 40 Cr received by ChPT. The excess tax paid amounting to ₹ 8.13 Cr on account of TDS has been claimed as refund and the same is pending to be processed by the Income Tax Department.

FY 2019-20 : Income Tax Payable as per the Normal provisions is NIL. However, income tax provision for an amount of ₹ 2.97 Cr. has been made being the income tax payable on the Dividend Income of ₹ 25.51Cr received by ChPT.

32. Prior Period Expenses include an amount of ₹ 0.99 Cr. being the net amount of ₹ 5.70 Cr. Alternate Minimum Tax paid for FY 2014-15 after making adjustments for a total amount of ₹ 4.71 Cr.
33. The corpus available in Pension Fund as on 31.3.2020 is ₹ 3451.62 Cr. as against the amount required as per actuarial valuation of ₹ 6495.33 Cr. resulting in a deficit of ₹ 3043.71 Cr. Likewise, corpus available in Leave Encashment Fund as on 31.3.2020 is ₹ 77.58 Cr. as against the amount required as per actuarial valuation of ₹ 163.44 Cr. resulting in a deficit of ₹ 85.86 Cr. No provision / contribution has been made for the shortfall in the above funds totally amounting to ₹ 3129.57 Cr. due to inadequacy of profits / paucity of funds.
34. In respect of Gratuity Fund, the amount of Actuarial liability as on 31.03.2020 is ₹ 326.00 Cr. whereas the fund available in the Gratuity Fund as on 31.03.2020 is ₹ 325.31 Cr. Hence, a contribution of ₹ 0.71 Cr. has been provided in the books of A/cs.

35. Contingent Liabilities:

- i. Contingent Liabilities as on 31.03.2020 is disclosed below:

Description	₹ in Cr.
Claims against the Port not acknowledged as debts	40.31
Amounts received under protest treated as Income	4.37

- ii. Out of Total Award amount of ₹ 7.11 Cr., ChPT has already made a payment of ₹ 5.33 Cr. on 02.05.2017 (75%) to M/s. Afcons Infrastructure Ltd against their BG for a sum of ₹ 5.90 cr. in respect of “Contract for modernization of West Quay and North Quay Berths” carried out as per Agreements dated 9.4.2007 and 02.09.2012. This amount of ₹ 5.33 Cr. has been transferred to an ESCROW Account as per the decision of NITI Aayog / CCEA and accounted as Advance paid. During the FY 2019-2020, two cases vide OP 329 of 2015 and OP 350 of 2015 are disposed and a Common Order issued by the Hon’ble High Court of Madras on 16.03.2020. In which the interest Component stands reduced from 12% to 9% per annum by consent of both Parties. Hence, liability created for ₹ 1.78 Cr. in the books of Accounts.
- iii. ESIC Authorities have claimed ESI Contribution of ₹ 3.51 Cr. from Chennai Port Trust on behalf of Contractors vide No:TN/RECY/CP-1/51-103463/CCR-70255 dt.24.04.2015. An appeal was filed against 45A Order dt.20.1.15 and as directed by the Hon’ble judge of ESI Court dt.7.5.15, ChPT has deposited 10% of the claim amount i.e. ₹ 0.35 Cr. and obtained Conditional Stay. The above Case is pending in Hon’ble Labour Court/ESI Court.
- iv. A sum of ₹ 0.27 Cr. is payable towards one time settlement in respect of Employees of Seashore Canteen and Chennai DLB Women’s Welfare Association.
- v. One time lump-sum compensation amounting to ₹ 4.74 Cr. payable to the dependents of the 71 deceased employees, in lieu of compassionate appointment pending receipt of clarification from the Ministry.
- vi. Commitment towards 50% share of LA & RR cost related to Maduravoyal Elevated Road Corridor Project not provided for in the accounts amounting to ₹ 183.00 Cr. approximately.
- vii. Capital contracts awarded but not provided for in the Accounts as at 31.3.2020:

Description	₹ in Cr.
Capital Works	63.16

36. As per Board Resolution vide No.209 dt.27.11.2015, Ministry’s approval was sought for Condemnation and Disposal of existing Coal Conveyor System along with Bubble Structure with all accessories, having a net book value of ₹ 33.41 Cr. Depreciation for the year has not been provided for this item w.e.f. 2015-16. The Ministry’s approval was

accorded for write off loss i.e. difference between Reserve Price of ₹ 33,40,93,221/- and Sale value of ₹ 6,85,00,000/- works to 26,55,93,221/- vide Ministry's letter No:PD-25021/13/2016-ChPT/PD-(1319133) dated 5.7.2019. Order has been placed on M/s A K Steel on 22.01.2020 and the firm has commenced the dismantling from 5.2.2020 and work is under progress.

37. Ministry has accorded approval vide Letter No:PD-28/21/2017-PD-I dt.30.04.2020 to write off losses worth ₹ 8,93,87,355/- and to dispose of Floating Crane Thangam along with its spares in "as is where is" condition as per the decision of the Board of Trustees.
38. Out of the total Main Store Inventory of ₹ 8.25 Cr. as on 31.3.2020, non-moving inventory lying for more than 3 years as on 31.3.2020 is ₹ 6.91 Cr. (value inclusive of 5years to 10 years and 10 years & above).
39. Port had carried out a Physical Verification of Fixed Asset during FY 2016-17 and necessary accounting entries have been passed in FY 2018-19 and FY 2019-2020. Action is underway with respect to 7 assets. Port has reconfirmed the physical verification of the fixed assets and passed necessary accounting entries for 70 assets in FY 2019-20. In respect of CWIP out of 10 items 2items have been regularized. For balance items action is underway.
40. (a) Capital Asset having Original Cost of ₹ 1,01,40,245/- and Book value of ₹ 14,66,649/- have been removed from Fixed Asset consequent to condemnation and disposal. The Sale Value realized amounting to ₹ 25,25,000/- has been adjusted against the book value and the balance of ₹ 10,58,351/- has been treated as Profit on Sale of Capital Asset during the year
(b) Certain Assets having a total gross value of ₹ 44.36 Cr. and net book value of ₹ 15.42 Cr. have been condemned and no depreciation for these items had been provided. Out of which 4 assets with a gross value of ₹ 8,79,47,315/- has been disposed during FY 2019-20.
41. As per MoS Lr.No:PD-12019/2/2020-PD-VI(Co-ord) dt.4.3.2020 on Revised Guidelines on Corporate Social Responsibility(CSR) for Major Ports under Clause – Funding it is stipulated that net profit of the previous financial year is to be considered for contribution towards CSR. Further as per clause (ii) under funding it is stated that "Loss making Ports are not mandated to earmark specific funding for CSR activities". The net profit as per annual accounts for the Financial Year 2018-19 is ₹ (136.21) Cr. As the net profit for the previous year is negative as per CSR Revised Guidelines, no contribution / provision is made towards CSR in the year 2019-2020.

42. Statistical Data:

i. Traffic Performance

Particulars	Unit of Measurement	2019-2020	2018-2019
Vessel entered	Nos		
Coastal		351	379
Foreign		1113	1227
Total		1464	1606
Vessel Size	Lakh GRT		
Coastal		53.64	56.46
Foreign		363.83	394.62
Total		417.47	451.08
Cargo incl. Containers	MMT		
Import		30.44	35.68
Export		16.32	17.33
Total		46.76	53.01
Containerized cargo		26.71	31.26
Containers	TEUs		
I CT (CCTPL)		483518	655385
II CT (CITPL)		899336	963167
Inner Harbour		1117	1305
Total		1383971	1619857
Cars handled	Nos	174595	119171

ii. Staff Strength as per Pay Roll:

Category	As on 31.03.2020	As on 31.03.2019
Class I	107	130
Class II	95	110
Class III	2324	2439
Class IV	1423	1476
Total	3949	4155

iii. Pensioners Strength

Category	As on 31.03.2020	As on 31.03.2019
Pensioners	7604	7778
Family Pensioners	6932	6932
Ex-gratia Pensioners	528	561
Total	15064	15271

43. M/s. J Singh & Associates, Chartered Accountants, Chennai -4 is the Internal Auditor of Chennai Port to conduct Internal Audit for the FY 2019-2020 vide letter No: Compilation/ Internal Auditor/2018-19/F dt.2.7.18.
44. Consequent to formation of the Chennai Port Pension Fund Trust and Chennai Port Gratuity Fund Trust as separate entities, the Financial Statements of these Trusts are excluded from the Financial Statements of Chennai Port Trust and presented separately from the year 2014-15 onwards.
45. Pension Fund Regulatory and Development Authority (PFRDA) have appointed Axis Bank Ltd. as Trustee Bank for collection of Port Employees' National Pension Scheme (NPS) and accordingly Assets and Liabilities of NPS are excluded from the Financial Statements of ChPT from FY 2016-17 onwards.
46. Previous year's figures have been regrouped wherever necessary to conform to current year's classification.

Sd/-

D. RamanaMurthy

Financial Adviser & Chief Accounts Officer
Chennai Port Trust

Place: Chennai.

Date: 18.06.2020

Sd/-

P Raveendran

Chairman
Chennai Port Trust



CHENNAI PORT TRUST

**ACCOUNTS ACCOUNTS
2019 - 2020**

**AUDIT REPORT
&
ACTION TAKEN NOTES**



To

The Secretary,
Ministry of Shipping,
Transport hawan,
No.I Parliatnent Street,
New Delhi

Sir,

Sub : Separate Audit Report on the accounts of Chennai Port Trust for the year 2019-20 - Regarding.

I forward herewith the Separate Audit Report on the accounts of Chennai Port Trust for the year 2019-20.

A copy of the Audit Report and the Accounts as presented to Parliament may be sent to this office and four copies thereof may be sent to the Director General (Commercial), O/o the Comptroller and Auditor General of India, Pocket 9, Deen Dayal Upadhyaya Marg, New Delhi 110 124.

The dates of presentation of the Accounts and Audit Report to Parliament may kindly be intimated to this office.

The receipt of this letter with enclosures may be acknowledged.

Yours faithfully,

Sd/-

(R. AMBALAVANAN)

Director General of Commercial Audit, Chennai

Encl: as above.

Copy of the Separate Audit Report along with Annexures on the Accounts of Chennai Port Trust, Chennai for the year 2019-20 and Management Letter are forwarded to the Chairman, Chennai Port Trust for placing the same before the Authority. A copy of the Hindi version of the Accounts, Audit Report and Audit Certificate as presented to the Parliament may be sent to this office and four copies thereof may be sent to the Director General (Commercial), O/o the Comptroller and Auditor General of India, Pocket 9, Deen Dayal Upadhyaya Marg, New Delhi 110 124.

Sd/-

(R. AMBALAVANAN)

Director General of Commercial Audit, Chennai

Place: Chennai
Date: 15.10.2020



**SEPARATE AUDIT REPORT OF THE COMPTROLLER &
AUDITOR GENERAL OF INDIA ON THE ACCOUNTS OF CHENNAI PORT TRUST
FOR THE YEAR ENDED 31 MARCH 2020**

We have audited the attached Balance Sheet of Chennai Port Trust as at 31 March 2020 and the Profit and Loss Account for the year ended on that date under Section 19(2) of the Comptroller & Auditor General's (Duties, Powers & Conditions of Service) Act, 1971 read with Section 102 of the Major Port Trusts Act, 1963. The financial statements are the responsibility of the Chennai Port Trust's management. Our responsibility is to express an opinion on these financial statements based on our audit.

2. This Separate Audit Report contains the comments of the Comptroller & Auditor General of India (CAG) on the accounting treatment only with regard to classification, conformity with the best accounting practices, accounting standards and disclosure norms, etc. Audit observations on financial transactions with regard to compliance with the Law, Rules & Regulations (Propriety and Regularity) and efficiency-cum performance aspects etc., if any, are reported through Inspection Reports/CAG's Audit Reports separately.

3. We have conducted our audit in accordance with auditing standards generally accepted in India. These standards require that we plan and perform the audit to obtain reasonable assurance about whether the financial statements are free from material misstatements. An audit includes examining, on a test basis, evidences supporting the amounts and disclosure in the financial statements. An audit also includes assessing the accounting principles used and significant estimates made by management, as well as evaluating the overall presentation of financial statements. We believe that our audit provides a reasonable basis for our opinion.

4. Based on our audit, we report that:

- (i) We have obtained all the information and explanations, which were necessary for the purpose of our audit, other than the basic records of Chennai International Terminal Private Limited (CITPL) and Chennai Container Terminal Private Limited (CCTPL) and Global Port Solutions Private Limited (GPSPL) in order to certify the total revenue of CITPL, CCTPL and GPSPL, and corresponding share of revenue received by Chennai Port Trust as per Concession Agreement with CITPL, CCTPL and GPSPL.
- (ii) The Balance Sheet and Profit and Loss Account dealt with by this report have been drawn up in the format approved by the CAO under Section 102 of the Major Port Trusts Act, 1963.
- (iii) In our opinion, proper books of accounts and relevant records have been maintained by the Chennai Port Trust as required under Section 102 of the Major Port Trusts Act, 1963, in so far as it appears from our examination of such books.

(iv) We further report that:

A. BALANCE SHEET

APPLICATION OF FUNDS

1 Fixed/Capital Assets

Sundry Debtors: ₹ 141.70 crore

Above does not include Estate Rental dues of ₹ 24.24 crore (including OST) pending from various departments/organisations towards allotment of office building. This has resulted in understatement of Sundry Debtors and Revenue Reserves to the extent of ₹ 24.24 crore.

2 Current Liabilities and Provision: ₹ 1075.63 crore

- 2.1 As per Actuarial valuation done by LIC for Pension Liability as on 31 March 2020, the Liabilities worked out to ₹ 6495.33 crore. However, Corpus available in Pension Fund Trust Account as on 31 March 2020 was ₹ 3451.62 crore. This has resulted in understatement of Current Liabilities and Provisions and overstatement of Profit to the extent of ₹ 3043.71 crore.

This issue was brought to the notice of the Port, for corrective action through previous years' Separate Audit Reports, however, no corrective action was taken by Port.

- 2.2 As per Actuarial valuation done by LIC for Leave Encashment Liability as on 31 March 2020, the liabilities worked out to ₹ 163.44 crore. However, Corpus available in Leave Encashment Fund Account as on 31 March 2020 was ₹ 77.58 crore. This has resulted in understatement of Current Liabilities and Provisions and overstatement of Profit to the extent of ₹ 85.86 crore.

This issue was brought to the notice of the Port, for corrective action through previous years' Separate Audit Reports, however, no corrective action was taken by Port.

B Significant Accounting Policies and Notes on Accounts

Notes on Accounts

- (i) The fact that an amount of ₹ 1.21 crore is pending recoverable from M/s. Delta Projects after dismissal (December 2019) of its petition by the Hon'ble High Court of Madras has not been disclosed the Port.
- (ii) The fact that Fixed Assets includes ₹ 8.21 crore being the value of 6 nos. of ELL wharf cranes sold during the month of March 2020 has not been disclosed.

C GRANTS IN AID

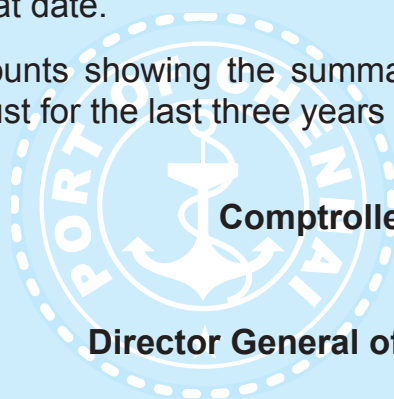
Opening Balance of Total Grants-in-aid (including Grant-in-aid of projects under progress) was ₹ 60.01 crore. During the year 2019-20, Grant-in-aid received/receivable was ₹ 23.80 crore. A sum of ₹ 74.00 crore was utilized during the year. A sum of ₹ 9.81 crore was lying unutilized as on 31 March 2020.

D MANAGEMENT LETTER

Deficiencies which have not been included in Audit Report are brought to the notice of the Chairman, Chennai Port Trust, through a Management letter to be issued separately for remedial/corrective action.

- (v) Subject to our observations in the preceding paragraphs, we report that the Balance Sheet and Profit and Loss Account dealt with by this Report are in agreement with the books of accounts.
- (vi) In our opinion and to the best of our information and according to the explanations given to us, the said financial statements read together with the Accounting Policies and Notes on Accounts and subject to the significant matters stated above and other matters mentioned in Annexure I to this Audit Report give a true and fair view in conformity with accounting principles generally accepted in India:
 - a. In so far as it relates to the Balance Sheet, of the state of affairs of the Chennai Port Trust as at 31 March 2020; and
 - b. In so far as it relates to Profit and Loss Account, of the Profit for the year ended on that date.
- (vii) A review of Accounts showing the summarized financial results of the Chennai Port Trust for the last three years is given in Annexure II.

**For and on behalf of the
Comptroller & Auditor General of India
Sd/-
(R. AMBALAVANAN)
Director General of Commercial Audit, Chennai**



Place: Chennai

Date: 15.10.2020

ANNEXURE - I

1. Adequacy of Internal Audit System

Internal Audit has been entrusted to Mis. J Singh & Associates, a Chartered Accountant firm which covers all Departments of the Port. Internal Audit of the transactions of the first half of the year 2019-20 was completed and the audit report is awaited.

2. Adequacy of Internal Control System

The following internal control lapses were noticed:

- i. Excess gratuity was withdrawn from the Gratuity Fund account and transferred to Profit & Loss Appropriation during the year 2018-19. However, in actual there was no correspondence with LIC for withdrawing excess balance.
- ii. Legal section of the Port is compiling legal cases including arbitration cases of all the Departments but the section do not maintain the list of Judgements/Orders passed in favour/against the Port.

3. System of Physical verification of Fixed Assets

Physical Verification of Fixed Assets has not been conducted for the last three years i.e. 2017-18, 2018-19 and 2019-20. Disc repancies noticed, during the physical verification conducted in 2016-17, have not been rectified till date.

4. System of Physical verification of Inventory

Physical Verification of Inventory was conducted for the year 2019-20.

5. Regularity in payment of statutory dues

The Port is regular in depositing undisputed statutory dues.

Sd/-
Director (Admin)

ANNEXURE-II

REVIEW OF ACCOUNTS OF CHENNAI PORT TRUST FOR THE YEAR ENDED 31ST MARCH 2020 BY THE COMPTROLLER AND AUDITOR GENERAL OF INDIA

Note: This review of Accounts has been prepared without taking into account the audit observations/comments contained in the audit report of the Comptroller and Auditor General of India.

The summarized financial / physical performance of Chennai Port Trust, under broad headings, for the last three years ended 31 March 2020 is as follows:

(₹ in crore)

A. Liabilities	2017-18	2018-19	2019-20
i. Capital Reserves	1260.11	1309.53	1270.03
ii Other Reserves	821.33	683.47	745.16
iii Capital Debts -	0.00	0.00	
a. Loan from Government	0.00	0.00	0.00
b. Institutional Loans	0.00	0.00	0.00
c. Loan from SBI for acquisition of KPL	0.00	0.00	1775.00
iv Current Liabilities & Provisions	592.95	521.87	846.63
V Other Liabilities	271.28	272.84	238.81
Total	2945.67	2787.71	4875.63

(₹ in crore)

B. Assets	2017-18	2018-19	2019-20
i. Fixed Assets (Gross Block)	1086.66	1117.50	1176.08
Less Depreciation	513.35	524.74	533.35
Net Fixed Assets	573.31	592.76	642.73
ii Capital Work-in-progress	173.45	192.03	93.95
III Investments	277.00	277.00	2660.34
iv Current Assets	1630.26	1396.10	1197.29
v Inter-corporate Loans	207.11	274.10	251.09
vi Miscellaneous expenditure not written off	84.54	55.72	30.23
Total	2945.67	2787.71	4875.63

(₹ in crore)

Particulars	2017-18	2018-19	2019-20
C. Working Capital*	622.52	414.92	-146.21
D. Net 'Worth**	2081.44	1993.00	2015.19
E. Capital Employed***	1195.84	1007.68	496.52
F. Return on Capital Employed (percentage)****	3.37	-13.52	0.96

Note:

* Working Capital represents Current Assets (excluding accrued interest and cash balance) - minus - (Current Liabilities (excluding earmarked funds)).

** Net Worth represents Capital Reserves and other Reserves plus Surplus.

*** Capital Employed represents Net Fixed Assets plus Working Capital.

**** Rate of Return represents Percentage of Net Surplus (before appropriations) to Capital Employed.

Summary of working results

The working results of the Chennai Port Trust for the last three years ended 31 March 2020 are summarized below:

(₹ in crore)

A.	Revenue	2017-18	2018-19	2019-20
	Operating Income	764.37	809.08	787.54
	Non-operating Income	188.23	179.12	132.95
	Total:	952.60	988.20	920.49
B.	Expenditure			
	Operating Expenditure	534.45	563.33	578.22
	Non-operating Expenditure	377.86	561.08	337.49
	Total:	912.31	1124.41	915.71
C.	Net Surplus	40.29	-136.21	4.78
	Add amount withdrawn and transferred to General Reserve/income tax refund received	0.00	107.37	0
	Less: Provision for Taxation	7.03	4.65	2.97
	Net Surplus before appropriations:	33.26	-33.49	1.81

D.	Less Mandatory appropriations / transfers to Reserve funds etc.	58.76	80.12	68.05
E.	Surplus transferred to General Reserve Fund	-25.50	-113.61	-66.24
F.	Percentage of Net Surplus to:			
	i. Operating income	4.35	-17.41	0.23
	ii. Net Fixed Assets	5.80	-23.77	0.28
	iii. Net Worth	1.60	-7.07	0.09

Ratio analysis (liquidity and solveney)

The ratio of Current Assets to Current Liabilities was **2.06, 1.80 & 0.83** during the years 2017-18, 2018-19 and 2019-20 respectively.

The ratio of Quick Assets to Current Liabilities was **1.84, 1.52 & 0.66** during the years 2017-18, 2018-19 and 2019-20 respectively. (Current Liabilities exclude earmarked funds)

The ratio of Sundry Debtors to Operating Income was **0.38, 0.16 & 0.18** during the years 2017-18, 2018-19 and 2019-20 respectively.

Percentage of Capital Debt to Capital & General Reserves was **0.00, 0.00 and 101.58%** during the years 2017-18, 2018-19 and 2019-20 respectively.

Sd/-
Director (Admin)

To

The Chairman,
Chennai Port Trust,
Chennai.

Sir,

Sub: Separate Audit Report of Chennai Port Trust - 2019-20 - Reg.

I have audited the annual accounts of Chennai Port Trust for the year 2019-20 and have issued the Audit Report vide letter dated 15.10.2020. During audit, following defects/ deficiencies which were noticed but not included in the above audit report are brought to your notice for corrective action:

1. Schedule No. IX- Sundry Debtors: Rs. 141.70 Crore :

This does not include Income of Rs.1,40,97,161/- being revenue share of Harbour Mobile Crane in respect of Mis. Global Port Solutions Limited(GPSL) (out of Rs. 9,04,59,397/- due, only Rs. 7,63,62,236/- was shown in Sundry Debtor account 2019- 20), resulting in understatement of Income and understatement of Sundry Debtors to the extent of Rs.1,40,97,161/-.

2. Schedule No.XII - Current Liabilities and Provision: Rs. 1075.63 Crore :

The above includes Sundry Bills Payable (code 665:Revenue II Account) Rs.36,46,08,805/- as against the bill payable Rs.17,89,22,803/- as on 31.03.2020, resulting in overstatement of Current Liabilities and Provision and overstatement of Loss to the extent of Rs.18,56,86,002/-.

This issue was brought to the notice of Chennai Port, for corrective action, through Management letter on the Accounts of Chennai Port Trust for the year 2018-19.

3. Schedule No. IX- Sundry Debtors: Rs. 141.70 Crore :

This does not include dues of Rs.1,57,64,101/- with regard to penalty for the shortfall in the minimum guaranteed efficiency & availability and damage cost recoverable from Mis. Global Port Solutions Private Limited (Mis GPSPL) resulting in understatement of Income and understatement of Sundry Debtors to the extent of Rs.1,57,64,101/-.

4. Schedule VI - Gross Block - Rs.1176.08 Crore :

This includes Rs.1.74 Crore being value of Assets physically not available resulting in overstatement of Fixed/Capital Assets and overstatement of profit to the extent of Rs. 1.74 Crore.

5. Sundry Debtors - Schedule IX: Rs.141.70 Crore :

This does not include container storage charges of Rs.27.53 Crore recoverable from 38 firms resulting in understatement of Income and understatement of Sundry Debtors and profit to the extent of Rs.27.53 Crore.

6. Sundry Debtors - Schedule IX: Rs.141.70 Crore:

This does not include Rs.5.91 Crore receivable from Ministry of Shipping for the Contract Chartering of 1 no. 60 Ton BP Ocean going Tug for utilization as Emergency Towing Vessel resulting in understatement of Debtors and Profit to the extent of Rs.5.91 Crore

7. Profit & loss account - Operating Income - Schedule II Port and Dock charges: Rs. 787.54 Crore

This does not include revenue - Port charges relating to Cargo for the year 2016-17 to 2019-20 amounting to Rs.0.23 crore resulting in understatement of profit and understatement of Sundry Debtors to the extent of Rs.0.23 crore

8. Accounting Polices & Notes on Accounts - Notes on accounts:

Chennai Port Trust had not obtained confirmation for the balances from the Sundry Debtors, which is not a prudent commercial practice.

This issue was brought to the notice of the Port, for corrective action through previous years' separate Audit Report during 2018-19. However, no corrective action has been taken by Port

The corrective action taken may be communicated to audit, at the earliest Receipt of this letter may kindly be acknowledged.

Yours faithfully,

Sd/-

(R. AMBALAVANAN)

Director General of Commercial Audit,
Chennai

Separate Audit Report on the Annual Accounts of the Trust for the FY 2019-20 and Action Taken Note thereon

INTRODUCTION

The audit of the accounts of Chennai Port Trust (ChPT) has been conducted under Section 19(2) of Comptroller and Auditor General's (Duties, Powers and Conditions of Service) Act, 1971 read with the provision of Section 102 of Major Port Trusts Act 1963.

Para No	Audit Observations	Action Taken Note / Reply
A	BALANCE SHEET	
1	APPLICATION OF FUNDS	
	FIXED / CAPITAL ASSETS	
	<p>Sundry Debtors: Rs.141.70 crore</p> <p>Above does not include Estate Rental dues of Rs.24.24 crore (including GST) pending from various departments / organisations towards allotment of office building. This has resulted in understatement of sundry Debtors and Revenue Reserves to the extent of Rs.24.24 crore</p>	<p>Revenue is recognised when ultimate collection is reasonably certain. Since these Govt / Non Govt Departments have not paid their dues, revenue has not been recognised.</p>
2	Current Liabilities and Provision: Rs.1075.63 crore	
2.1	<p>As per actuarial valuation done by LIC for Pension Liability as on 31.03.2020, the liabilities worked out to Rs.6495.33 crore. However, Corpus available in Pension Fund Trust Account as on 31st March 2020 Rs.3451.62 crore. This has resulted in understatement of Current Liabilities & Provisions and overstatement of profit to the extent of Rs.3043.71 crore</p> <p>This issue was brought to the notice of the Port, for corrective action through previous years' Separate Audit Reports, however, no corrective action has been taken by Port</p>	<p>Chennai Port Trust is making all efforts to bridge the shortfall in pension fund based on the availability of profits/ cash surplus. A disclosure with respect to pension fund has been given at Note No.33 of the Annual Accounts duly disclosing that there is a deficit of Rs.3043.71 crores in the corpus of pension fund as against the requirement as per actuarial valuation.</p> <p>The Port has replied to the previous Separate Audit Reports also stating the above factual position</p>

2.2	<p>As per actuarial valuation done by LIC for Leave Encashment Liability as on 31.03.2020, the liabilities worked out to Rs.163.44 crore. However, Corpus available in Leave encashment Fund Account as on 31st March 2020 Rs.77.58 crore. This has resulted in understatement of Current Liabilities & Provisions and overstatement of profit to the extent of Rs.85.86 crore</p> <p>This issue was brought to the notice of the Port, for corrective action through previous years' Separate Audit Reports, however, no corrective action has been taken by Port</p>	<p>As per Accounting Policy 15 (g), a minimum contribution to the extent of actual expenditure incurred during the previous year has to be provided. Hence, the interest earned on the Fund is allowed to accrue in the Fund. However, efforts will also be taken to bridge the shortfall by making additional provision / contribution as per Actuarial Valuation in the forthcoming years, based on the availability of Profits / Funds. A disclosure with respect to Leave Encashment Fund has been given at Note No:33 of the Annual Accounts duly disclosing that there is a deficit of Rs.85.86 crores in the corpus of Leave Encashment fund as against the requirement of actuarial valuation. The Port has replied to the previous Separate Audit Reports also stating the above factual position</p>
B	Significant Accounting Policies and Notes on Accounts	
	Notes on Accounts	
(i)	<p>The fact that an amount of Rs.1.21 crore is pending recoverable from M/s.Delta Projects after dismissal (December 2019) of its petition by the Hon'ble High Court of Madras has not been disclosed by the Port</p>	<p>The amount of Rs.1.21 crore is still pending recovery from M/s.Delta projects. The firm has filed Insolvency petition on 14.05.2013 which has been dismissed on 12.12.2019. The Port has engaged Legal Advisor for filing the claim petition before Deputy Official Assignee, Hon'ble High Court of Madras for recovery of Port Dues from the defaulted contractor M/s. Delta Projects.</p> <p>As per outcome of the process, appropriate disclosure will be made in Annual Accounts FY 2020-21.</p>

(ii)	The fact that Fixed Assets includes Rs.8.21 crore being the value of 6 nos of ELL wharf cranes sold during the month of March 2020 has not been disclosed	<p>Sale issue note has not been issued since the materials have not been taken by the contractor / bidder fully due to COVID 19. The contract has been given delivery period extension under Force Majeure clause.</p> <p>As per Accounting policy No.6(i), Fixed assets are eliminated from the financial statements on disposal. In the instant issue, though the assets have been identified for disposal, auctioned and the successful bidder has remitted the bid value, the asset is still held by ChPT i.e., not taken by the successful bidder. Hence, the asset could not be removed from the Capital Asset Register and income could not be recognised. Appropriate disclosure will be made in Annual Accounts 2020-21.</p>
C	GRANT IN AID	
	Opening Balance of Total Grants-aid (including Grant-in-aid of projects under progress) was Rs.60.01 Crore. During the year 2019-20, the Grant-in-aid received/ receivable was Rs.23.80 crore. A sum of Rs.74.00 crore was utilized during the year. A sum of Rs.9.81 crore was lying unutilized as on 31 March 2020.	Factual Note – No comments
D	MANAGEMENT LETTER	
	Deficiencies which have not been included in Audit Report are brought to the notice of the Chairman, Chennai Port Trust, through a Management letter to be issued separately for remedial / corrective action	Reply to points given in the Management letter is furnished separately

**Sd/-
Chairman**

ANNEXURE – I

1	<p>Adequacy of Internal Audit system</p> <p>Internal Audit has been entrusted to M/s. J. Singh & Associates, a Chartered Accountant firm which covers all Departments of the Port. Internal Audit of the transactions of the first half of the year 2019-20 was completed and the audit report is awaited</p>	<p>The Internal Auditor has submitted the Internal Audit Report of Chennai Port Trust for the FY 2019-20 during October 2020.</p>
2	<p>Adequacy of Internal control system</p>	
	<p>The following internal control lapses were noticed:</p>	
i.	<p>Excess gratuity was withdrawn from the Gratuity Fund Account and transferred to P&L Appropriation during the year 2018-19. However, in actual there was no correspondence with LIC for withdrawing the excess balance.</p>	<p>As the situation did not warrant withdrawal of funds, no correspondence was initiated. The Gratuity Fund is being continuously monitored by the Port with respect to adequacy of corpus. The corpus available as on 31.03.2020 in the Gratuity Fund is as per the requirement of the Actuarial Valuation Report furnished by LIC. A disclosure with regard to Gratuity Fund has been given at Sl.No.34 of the Notes on Accounts</p>
ii.	<p>Legal Section of the Port is compiling legal cases including Arbitration cases of all the departments but the section do not maintain the list of judgements/orders passed in favour / against the Port.</p>	<p>Legal section of GA department is dealing with the Legal cases including arbitration cases of all department of Chennai Port Trust for effective follow up with Legal Advisors and with departments, list of pending cases is maintained and updated. Whenever, order/judgement & decree / award is passed, in any Writs/ Civil suits/ Arbitration respectively, the same is forwarded to the department concerned for immediate action and compliance of the court orders. Wherever, financial implication is involved, a copy of the order is also sent to Finance department for effective follow up and recovery.</p>

3	<p>System of Physical verification of Fixed Assets</p> <p>Physical verification of fixed assets has not been conducted for the last three years i.e. 2017-18, 2018-19 and 2019-20. Discrepancies noticed during the physical verification conducted in 2016-17, have not been rectified till date.</p>	<p>For the physical verification carried out during 2016-17 after confirmation from the respective Departments 69 assets were removed during 2018-19 and 70 assets were removed during 2019-20. Regularisation of 7 assets will be done shortly in order to complete the process. Action has been initiated for conducting Physical Verification during FY 2020-21</p>
4	<p>System of Physical verification of Inventory</p>	
	<p>Physical verification of Inventory was conducted for the year 2019-20.</p>	<p>No comments</p>
5	<p>Regularity in payment of statutory dues</p>	
	<p>Chennai Port Trust is regular in depositing undisputed Statutory dues.</p>	<p>No comments</p>

**Sd/-
Chairman**

ANNEXURE – II

REVIEW OF ACCOUNTS OF CHENNAI PORT TRUST FOR THE YEAR ENDED 31st MARCH 2020 BY THE COMPTROLLER AND AUDITOR GENERAL OF INDIA

Note : This review of accounts has been prepared without taking into account, the audit observations/comments contained in the Audit report of the Comptroller and Auditor General of India.

The summarized financial / physical performance of Chennai Port Trust, under broad headings, for the last three years ended 31 March 2020 is as follows:

(₹ in crore)

A. Liabilities	2017-18	2018-19	2019-20	
i. Capital Reserves	1260.11	1309.53	1270.03	Factual – No comments
ii Other Reserves (@)	821.33	683.47	745.16	
iii Capital Debts –	0.00	0.00		
a. Loan from Government	0.00	0.00	0.00	
b. Institutional Loans	0.00	0.00	0.00	
c. Loan from SBI for acqn of KPL	0.00	0.00	1775.00	
iv Current Liabilities & Provisions	592.95	521.87	846.63	
v Other Liabilities	271.28	272.84	238.81	
Total	2945.67	2787.71	4875.63	

(@ Other reserves (General Reserve) include surplus of ₹ -25.50 crore, ₹ -113.62 and ₹ -66.24 crore for the years 2017- 18, 2018-19 and 2019-20 respectively).

(₹ in crore)

B. Assets	2017-18	2018-19	2019-20	
i. Fixed Assets (Gross Block)	1086.66	1117.50	1176.08	Factual – No comments
Less Depreciation	513.35	524.74	533.35	
Net Fixed Assets	573.31	592.76	642.73	
ii Work-in-progress	173.45	192.03	93.95	
iii Investments	277.00	277.00	2660.34	
iv Current Assets	1630.26	1396.10	1197.29	
v Inter-corporate Loans	207.11	274.10	251.09	
vi Miscellaneous expenditure not written off	84.54	55.72	30.23	
Total:	2945.67	2787.71	4875.63	

(₹ in crore)

Particulars	2017-18	2018-19	2019-20	
C. Working Capital*	622.52	414.92	-146.21	Factual – No comments
D. Net Worth**	2081.44	1993.00	2015.19	
E. Capital Employed***	1195.84	1007.68	496.52	
F. Return on Capital Employed (percentage)****	3.37	-13.52	0.96	

Note:

- * Working Capital represents Current Assets (excluding accrued interest and cash balance) - minus – (Current Liabilities (excluding earmarked funds)).
- ** Net Worth represents Capital Reserves and other Reserves plus Surplus.
- *** Capital Employed represents Net Fixed Assets plus Working Capital.
- **** Rate of Return represents Percentage of Net Surplus (before appropriations) to Capital Employed.

Summary of working results

The working results of the Chennai Port Trust for the last three years ended 31 March 2020 are summarized below:

(₹ in crore)

A.	Revenue	2017-18	2018-19	2019-20	
	Operating Income	764.37	809.08	787.54	Factual – No comments
	Non-operating Income	188.23	179.12	132.95	
	Total:	952.60	988.20	920.49	
B.	Expenditure			578.22	
	Operating Expenditure	534.45	563.33		
	Non-operating Expenditure	377.86	561.08	337.49	
	Total:	912.31	1124.41	915.71	
C.	Net Surplus	40.29	-136.21	4.78	
	Add amount withdrawn and transferred to General Reserve/income tax refund received	0.00	107.37	0	
	Less: Provision for Taxation	7.03	4.65	2.97	
	Net Surplus before appropriations:	33.26	-33.49	1.81	

D.	Less Mandatory appropriations / transfers to Reserve funds etc.	58.76	80.12	68.05	
E.	Surplus transferred to General Reserve Fund	-25.50	-113.61	-66.24	
F.	Percentage of Net Surplus to:				
	i. Operating income	4.35	-17.41	0.23	
	ii. Net Fixed Assets	5.80	-23.77	0.28	
	iii. Net Worth	1.60	-7.07	0.09	

Ratio analysis (liquidity and solvency)

<p>The ratio of Current Assets to Current Liabilities was 2.06, 1.80 & 0.83 during the years 2017-18, 2018-19 and 2019-20 respectively.</p>	Factual – No comments
<p>The ratio of Quick Assets to Current Liabilities was 1.84, 1.52 & 0.66 during the years 2017-18, 2018-19 and 2019-20 respectively. (Current Liabilities exclude earmarked funds)</p>	
<p>The ratio of Sundry Debtors to Operating Income was 0.38, 0.16 & 0.18 during the years 2017-18, 2018-19 and 2019-20 respectively.</p>	
<p>Percentage of Capital Debt to Capital & General Reserves was 0.00, 0.00 and 101.58% during the years 2017-18, 2018-19 and 2019-20 respectively.</p>	

**Sd/-
Chairman**

Management Letter of Chennai Port Trust for the FY 2019-20

Para No	Query	Reply
1	<p>Schedule No. IX – sundry Debtors : Rs.141.70 Crore</p> <p>This does not include income of Rs.1,40,97,161/- being revenue share of Harbour Mobile Crane in respect of M/s. Global Port Solutions Limited (GPSL) (Out of Rs.9,04,59,397/- due, only Rs.7,63,62,236/- was shown in sundry Debtor account 2019-20), resulting in understatement of Income and understatement of sundry Debtors to the extent of Rs,1,40,97,161/-</p>	<p>Debtor to the extent of Rs.1,40,97,161/- being the Interest and the GST amount on interest has not been created as the matter is pending in the Hon'ble High Court of Madras</p>
2	<p>Schedule No. XII – Current Liabilities and Provision: Rs.1075.63 Crore</p> <p>The above includes sundry Bills payable (Code 665:Revenue II Account) Rs.36,46,08,805/- as against the bill payable Rs.17,89,22,803/- as on 31.03.2020, resulting in overstatement of Current Liabilities and Provision and overstatement of Loss to the extent of Rs.18,56,86,002/-.</p> <p>This issue was brought to the notice of Chennai Port, for corrective action, through Management letter on the Accounts of Chennai Port Trust for the year 2018-19</p>	<p>Sundry Bills payable (code 665) as on 31.03.2020 is Rs. 36,46,08,805/- which includes current year (2019-20) provision of Rs.23,56,77,264/- and retained provisions of previous years amounting to Rs. 12,89,31,541/- The provision will be cleared whenever payments are released.</p>
3	<p>Schedule No. IX – sundry Debtors : Rs.141.70 Crore</p> <p>This does not include dues of Rs.1,57,64,101/- with regard to penalty for the shortfall in the minimum guaranteed efficiency & availability and damage cost recoverable from M/sGlobal Port Solutions Private Limited (M/s.GPSPL) resulting in understatement of Income and understatement of sundry Debtors to the extent of Rs.1,57,64,101/-</p>	<p>An amount of Rs.1,57,64,101/- has not been considered as the sundry debtors as the case is pending in Hon'ble High Court of Madras</p>

4	<p>Schedule VI – Gross Block – Rs.1176.08 crore</p> <p>This include Rs.1.74 Crore being value of Assets physically not available resulting in overstatement of Fixed / Capital assets and overstatement of profit to the extent of Rs.1.74 crore</p>	<p>Based on the physical verification on 2016-17, Out of 146 assets identified as not available, 69 assets with book value of Rs.6.31 Crore-were removed during 2018-19. During the FY 2019- 20, the assets available as on 01.04.2019 has been reconfirmed by AO(Stock verification). Based on the above, 70 assets with book value of Rs.4.08 Crore were removed during the year. Assets with the value of Rs.1.10 crore has been confirmed as available. Seven assets with the original cost of Rs.64.56 lakh with book value of Rs.25.89 lakh are yet to be confirmed by the Departments. This has been disclosed at Note No.39 of the Notes on Accounts in FY 2019-20. This process will be completed shortly.</p>
5	<p>Schedule No. IX – sundry Debtors : Rs.141.70 Crore</p> <p>This does not include container storage charges of Rs.27.53 Crore recoverable from 38 firms resulting in understatement of Income and understatement of Sundry Debtors and profit to the extent of Rs. Rs.27.53 Crore</p>	<p>A sum of Rs.23.01 Crore towards differential container storage charges is still due. The same has been disclosed in the Notes on Accounts at point no.15. However, penalty of Rs.4.52crore is not included in the disclosure.</p> <p>Revenue is recognized when ultimate collection is certain. Since the collection of this amount is not certain, the same has not been considered in sundry debtors but duly disclosed in Notes on Accounts.</p>

6	<p>Schedule No. IX – sundry Debtors : Rs.141.70 Crore</p> <p>This does not include Rs.5.91 Crore receivable from Ministry of Shipping for the Contract Chartering of 1 no. 60 Ton BP Ocean going Tug for utilization as Emergency Towing Vessel resulting in understatement of Debtors and Profit to the extent of Rs.5.91 Crore</p>	<p>DG Shipping has been informed to reimburse the amount spent for the above said work vide DPC letter dt.23.1.20 &22.4.20. Reply is still awaited.</p> <p>Revenue is recognized when ultimate collection is reasonably certain.</p> <p>Hence necessary action will be taken after reply is received from DG Shipping</p>
7	<p>Profit & loss account – Operating Income – Schedule II Port and Dock charges : Rs.787.54 crore</p> <p>This does not include revenue – Port charges relating to Cargo for the year 2016-17 to 2019-20 amounting to Rs.0.23 crore resulting in understatement of profit and understatement of Sundry Debtors to the extent of Rs.0.23 crore</p>	<p>3 Cargo bills have been identified as collected. 36 Cargo bills amounting to Rs.0.18 crores is pending to be identified. As the cargo bills pertains to older period, action is being taken to identify the bills.</p>
8	<p>Chennai Port Trust had not obtained confirmation for the balances from the Sundry Debtors, which is not a prudent commercial practice.</p> <p>This issue was brought to the notice of the Port, for corrective action through previous years' separate Audit Report during 2018-19. However, no corrective action has been taken by Port</p>	<p>Chennai Port is in the process of implementing EBS. Audit observation is appropriately addressed in EBS.</p>

**Sd/-
Chairman**





