



CHENNAI PORT AUTHORITY


Gateway to Future of Maritime India

ADMINISTRATION REPORT

2024 - 25



INDIA'S NO.1 AUTOMOBILE EXPORT HUB





CHENNAI PORT AUTHORITY

**ADMINISTRATION REPORT AND ANNUAL ACCOUNTS
WITH AUDIT REPORT AND ACTION TAKEN NOTES**

2024-25



CHENNAI PORT AUTHORITY

Members of Board of Chennai Port Authority	5
Principal Officers of the Port	7
Performance Indicators	10
Financial Indicators	11
Chairperson's Message	15
Administration Report on	
Trade	
Volume of Business	17
Foreign and Coastal Traffic	17
Imports	17
Exports	18
Bunkers	18
Passenger Traffic	18
Container Traffic	18
Railway Traffic	19
Vessel Traffic	20
Record Performances	21
Traffic Handled during 2015-16 to 2024-25	22
Total Traffic during 2020-21 to 2024-25	23
Imports and Exports from 2020-21 to 2024-25	24
Cargo Profile during 2024-25	25
Operations	
Floating Crafts	26
Cargo Handling Equipment	26
Power Supply	26
Dredging	26
Port Maintenance	27
Cargo Handling Productivity	27
Railway Accidents	28
Dock Safety	28
Industrial Relations	29
Security	29
Port Fire Services	29

CONTENTS**Page No.**

Finance	Income	30
	Expenditure	30
	Working Results	30
	Cost Ratio	31
	Capital Expenditure	31
	Loans	31
Human Resources Management	Caste Demography	32
	Port Vigilance	33
	Implementation of RTI Act, 2005 & CPGRAMS in Chennai Port	34
	Strength of Staff and Expenditure	36
	Staff Training	36
	Labour Welfare	36
	Medical Facilities	41
	Corporate Social Responsibility (CSR)	44
General	Progressive Use of Hindi	48
	Details of the Marketing Efforts	50
	Project Details	52
	Mutation of all Land Records	58
	Green Initiatives	58
	Swachh Bharath	59
		63
Statistics Other Than Accounts		
Accounts Appendices		
	Port Development Capital Works	101
	Annual Accounts for the Year 2024-25	121
	Audit Report & Action Taken Notes	161

Members of Board of Chennai Port Authority 2024-25



Shri. Sunil Paliwal, I.A.S.
Chairperson



Shri. S. Viswanathan, I.A.S.
Deputy Chairperson

Member from respective State Government in which the Major Port is situated



Shri. Pradeep Yadav, I.A.S.
Addl. Chief Secretary to Govt. of T.N
Highways and Minor Ports Department
Government of Tamil Nadu
Upto 30.06.2024



Dr. R. Selvaraj, I.A.S.
Secretary to Government of T.N
Highways and Minor Ports Department
Government of Tamil Nadu
From 01.07.2024

Member from Ministry of Railways



Shri. N. Sreekumar, I.R.T.S.
Principal Chief Operations Manager
Southern Railway
Up to 31.01.2025



Shri. T. Sivakumar, I.R.T.S.
Principal Chief Operations Manager
Southern Railway
From 03.02.2025

Member from Ministry of Defence



Commodore S. Raghav
Naval Officer In-Charge (TN)
Defence Services (Navy)
Up to 19.06.2024



Commodore Suvarat Magon
Naval Officer In-Charge (TN)
Defence Services (Navy)
From 20.06.2024

Member from Customs, Department of Revenue



Shri. Ram Niwas, I.R.S.
Chief Commissioner of Customs
Up to 20.01.2025



Shri. A.R.S. Kumar, I.R.S.
Chief Commissioner of Customs
From 21.01.2025

Ex-officio Member not below the rank of Director nominated by Central Government



Shri. Rajesh Kumar Sinha, I.A.S.
Additional Secretary,
Ministry of Ports, Shipping and Waterways
(Dept. of Shipping)
Up to 06.01.2025 (F/N)



Shri. Mukesh Mangal, I.T.S.
Joint Secretary,
Ministry of Ports, Shipping and Waterways
(Dept. of Shipping)
From 06.01.2025 (A/N)

Members representing the Interest of the Employees of the Major Port Authority



Shri. H. Michael Robert Kennedy
Technician (Mech), HS Gr.II
Chennai Port Authority



Shri. S. Senthil Kumar
Assistant Superintendent
Chennai Port Authority

Independent Members

Vacant
Vacant
Vacant

PRINCIPAL OFFICERS OF THE PORT AS ON 31.03.2025

Chairperson	: Shri Sunil Paliwal, I.A.S.
Deputy Chairperson	: Shri S. Viswanathan, I.A.S.

VIGILANCE DEPARTMENT

Chief Vigilance Officer	: Shri S. Murali Krishnan, IDAS
Dy. Chief Vigilance Officer	: Shri S. Sivakumar
Asst. Vigilance Officer	: Shri L. Sivashankaran
Asst. Executive Engineer (Civil)	: Shri S. Venkatesan
Asst. Executive Engineer (Mech.)	: Shri K. Ranganathan

GENERAL ADMINISTRATION DEPARTMENT

Secretary	: Shri Indranil Hazra
Sr. Dy. Secretary	: Smt C. Thara Sugirtha
Sr. Personnel Officer	: Shri Balvinder Singh
Sr. Welfare Officer	: Shri A. Duraiswami
Sr. Asst. Secretary	: Smt A. Dheepiga
Sr. Asst. Secretary	: Smt S. Aruna

CIVIL ENGINEERING DEPARTMENT

Chief Engineer	: Shri K. Ravikumar
Superintending Engineer (Civil) - I	: Shri M. Saleem Ahamed
Superintending Engineer (Civil) - II	: Shri MD. Sajid Azeem

MECHANICAL AND ELECTRICAL ENGINEERING DEPARTMENT

Chief Mechanical Engineer	:	Shri V. ThuraiPandian
Dy. Chief Mechanical Engineer	:	Smt V. Vijayalakshmi
Dy. Chief Mechanical Engineer	:	Shri Debananda Dasgupta
Dy. Chief Mechanical Engineer	:	Shri S. Haribabu
Materials Manager	:	Shri Paulvannan Ramaraj

TRAFFIC DEPARTMENT

Traffic Manager	:	Shri S. Kirupanandasamy
Sr. Deputy Traffic Manager	:	Shri B. Vimal
Sr. Deputy Traffic Manager	:	Shri G. Sendhil Kumaran
Senior Deputy Director (Research)	:	Shri K. Srinivasan
Deputy Director (Research)	:	Shri C.Yaadhav Dheepan
Safety Officer (C&G)	:	Shri C. Muthusamy
Senior Administrative Officer (CHD)	:	Shri K. Natarajan

MARINE DEPARTMENT

Deputy Conservator	:	Capt. Milton Asir
Harbour Master	:	Capt. G. Vinodh Kumar
Dredging Supdt.	:	Capt. Syed Ahamedullah
Dock Master – I	:	Capt. R.V.Rajesh Nambiar
Dock Master – II	:	Capt. Uma Shankar Behara
Dock Master – III	:	Capt. Sami Abdul Rehman Modak
Chief Engineer Marine (Vessels)	:	Shri S. D. Sadhish Kumar
Sr. Marine Engineer	:	Shri P. Vijaya Anand

FINANCE DEPARTMENT

Financial Advisor & Chief Accounts Officer	:	Shri Malla Srinivasa Rao
Sr. Deputy Chief Accounts Officer	:	Smt RM. Vaira Chellam
Deputy Chief Accounts Officer (Revenue)	:	Shri C. Ramesh
Deputy Chief Accounts Officer (Bills / Pension / PF)	:	Smt K.G. Devi Shri
Sr. Deputy Director (EDP)	:	Shri Ajay Nath
Sr. Accounts Officer (Taxes, Container and Projects)	:	Shri R. Sankaranarayanan
Deputy Director (EDP)	:	Shri J. Vijaya Senthil
Deputy Director (EDP)	:	Shri V. Rajakumar

MEDICAL DEPARTMENT

Chief Medical Officer (i/c)	:	Dr. A. Anu Sujatha
Sr. Dy. Chief Medical Officer	:	Dr. G. Thangamathi
Sr. Dy. Chief Medical Officer	:	Dr. Uma. N

CENTRAL INDUSTRIAL SECURITY FORCE

Commandant	:	Shri K. Karthikeyan
Assistant Commandant/Port	:	Shri Arvind Kumar Rajak

PERFORMANCE INDICATORS

Particulars	2022-23	2023-24	2024-25
Average Pre-Berthing Detention per vessel (in hours)			
A. Crude Oil	1.10	0.43	0.09
B. Other POL Products	0.83	0.42	0.09
C. Edible Oil	0.80	0.25	0.09
D. Other Liquid Cargo	0.77	0.37	0.07
E. Dry Bulk	1.37	0.36	0.07
F. Break Bulk	0.86	0.38	0.07
Overall	0.81	0.33	0.08
Average Turn Round Time (in days)			
A. Crude Oil	1.79	2.29	1.93
B. Other POL Products	2.09	2.14	2.41
C. Edible Oil	2.25	2.42	2.48
D. Other Liquid Cargo	1.87	1.74	1.74
E. Dry Bulk	5.69	3.59	3.37
F. Break Bulk	2.15	2.00	2.06
Overall	2.00	1.87	2.03
Average Ship Berthday Output (in tonnes)			
A. Crude Oil	60,455	50,483	58,522
B. Other POL Products	6,631	8,390	7,312
C. Edible Oil	4,010	4,484	4,246
D. Other Liquid Cargo	3,357	4,172	3,203
E. Dry Bulk	6,203	10,661	8,497
F. Break Bulk	2,534	3,392	3,553
Overall	15,672	18,728	16,872
Average Moves per Crane hour (in TEUs)			
Container Handling	29	27	24

FINANCIAL INDICATORS

(Rs. In Crores)

Particulars	2022-23	2023-24	2024-25
Return on Capital Employed			
Capital Employed			
(excluding Fixed Deposits)	546.05	374.52	313.86
Operating Surplus	326.18	392.29	420.00
Rate of Return (%)	59.73	104.74	133.82
Capital Employed			
(including Fixed Deposits)	608.45	652.60	644.50
Operating Surplus & Interest on Investment	355.12	430.38	456.07
Rate of Return (%)	58.36	65.95	70.76
Net Worth	2317.14	2460.62	2569.00
Accounting Ratios			
Debt to Capital Reserves			
Debt	1466.56	1255.56	1125.00
Capital Reserves	1348.31	1432.80	1442.21
Ratio	1.08:1	0.88:1	0.78:1
Current Ratio			
Current Assets	790.88	758.43	1026.49
Current Liabilities	946.12	1119.62	943.18
Ratio	0.84:1	0.68:1	1.09:1
Current Assets to Total Assets			
Current Assets	790.88	758.43	1026.49
Total Assets	1933.79	1878.97	2145.38
Ratio	0.41:1	0.40:1	0.48:1
Operating Expenditure to Operating Income			
Operating Expenditure	642.59	659.38	674.34
Operating Income	968.77	1051.67	1094.34
Operating Ratio (%)	66.33	62.70	61.62
Cost of Stock consumed to Average Stock			
Cost of Stores consumed	22.14	21.16	24.41
Average Stock	10.79	9.97	10.54
Percentage	205.19	212.24	231.59
Stores Inventory to Working Capital			
Stores Inventory as on 31 st March	8.63	11.31	9.76
Working Capital	-155.25	-361.19	83.31
Percentage	-5.56	-3.13	11.72



CHENNAI PORT AUTHORITY



PART – I

**CHAIRPERSON'S MESSAGE
AND
DESCRIPTIVE NOTES**

2024-25



CHENNAI PORT AUTHORITY



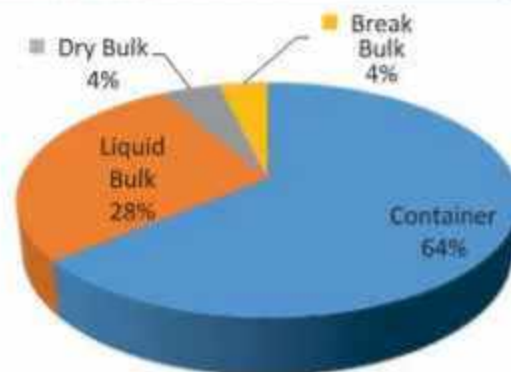
Chairperson's Message

It gives me immense pride to reflect on the milestones we have achieved at Chennai Port Authority during FY 2024–25, a year marked by steady growth, strategic investments and an unwavering commitment to advancing India's maritime sector.

This year, Chennai Port handled 54.96 MMT of cargo, our highest in a decade and crossed a major milestone of 1.8 million TEUs in container traffic, recording a 14.4% year-on-year growth. In a historic achievement, Chennai and Kamarajar Ports together crossed the 100 MMT mark in combined cargo throughput for the first time ever, reaching 103.37 MMT. Kamarajar Port also registered its highest-ever volume at 48.41 MMT. This combined strength reflects the tremendous potential of collaborative port ecosystems. Chennai Port itself recorded 6.5% year-on-year growth in cargo throughput, while the national average growth of Major Ports was 4.3%.

Our cargo profile showcases the diversity and resilience of our operations:

- **63.84% Containerized Cargo**
- **27.86% Liquid Bulk**
(POL, edible oils, etc.)
- **4.55% Dry Bulk Cargo**
(including pellets, barytes, fertilisers, etc.)
- **3.75% Break Bulk Cargo**
(granite, iron & steel, RO-RO, etc.)



Financially, we have delivered record results. Chennai Port achieved an all-time high operating income of Rs. 1,094 crores and a robust operating ratio of 61.62%. Our CAPEX of Rs.154.41 crore was also the highest in the last five years. In addition, we implemented a comprehensive wage settlement and pension consolidation package with a total financial implication of around Rs. 325 crores to our employees.

Chennai Port also reinforced its position as the largest automobile-exporting port in the Bay of Bengal, handling 1,83,069 cars during the year. Our operating surplus rose to Rs. 420 crores, an increase of 7.06% over the previous year, a strong indicator of our financial stability.

In line with our focus on infrastructure modernization, we operationalised the Chennai Port Parking Plaza (CPPP) with a capacity of 550 trailers, achieving the highest-ever single-day handling of 6,570 trailers recently. Our Jolarpet Goods Shed, located 200 km inland, supports

cargo consolidation, stuffing, and de-stuffing with a dedicated rail siding, strengthening our intermodal logistics network. Chennai Port today offers extensive storage infrastructure with 7.68 lakh sq. m of open yards, 40.09 hectares of paved storage and 60,602 sq.m of covered warehouses.

We are continuing to strengthen our cargo-handling capabilities with:

- 10 hectares of new paved storage under development
- Four large EXIM warehouses (18,000 sq. m)
- A 180.69 acre Multi-Modal Logistics Park at Mappedu
- The planned Outer Harbour Project, which will add 5 Million TEUs per annum capacity via a 2 km berth on reclaimed land.

One of the most transformative projects, the double-decker elevated corridor from Maduravoyal to Chennai Port, is progressing steadily. On completion, it will provide 24x7 unhindered access, bypass city traffic, and ensure seamless cargo movement from the hinterland.

We are upgrading our cruise terminal with separate access points for domestic and international passengers, while enhancing capacity from 2,000 to 3,000 passengers.

Aligned with our vision of becoming a digital-first port, we are implementing paperless workflows, automated gates, ANPR-based entry systems, and real-time data integration through platforms like Sagar Setu and our Enterprise Business System (EBS). We are also actively working towards the Ministry's "One Nation, One Port Process" initiative, standardizing documentation and processes for trade ease.

Chennai Port continues to maintain one of the most competitive cost structures among major Indian ports, offering the lowest container handling cost per TEU, along with MoU-driven incentive schemes for committed trade partners.

Beyond trade, we remain deeply committed to community development. Under CSR initiatives, we allocated Rs. 3.49 crores in FY 2024-25 towards education, healthcare, and social empowerment. Chennai Port is providing welfare measures to the Chennai Port & Dock Educational Trust Higher Secondary School, Tondiarpet, whose strength has now increased to 1000 students in the current academic year. Our support to Swabodhini School and Vocational Centre for children with special needs is a matter of great pride, with the institution now catering to 76 students in a state-of-the-art facility.

We are also modernizing and upgrading the Chennai Fishing Harbour, ensuring better facilities for the fishing community.

In recognition of our efforts, Chennai Port became the first Indian port to receive the prestigious International Association of Ports and Harbours (IAPH) Sustainability Award at the World Ports Conference, Hamburg, Germany, in the Community Building category.

At the heart of our success are our people, our dedicated workforce, stakeholders, and trade partners, whose unwavering support makes these achievements possible. I extend my sincere gratitude to each of you for your commitment, collaboration, and trust in Chennai Port Authority.

As we look ahead, Maritime India Vision 2030 and Maritime Amrit Kaal Vision 2047 will continue to guide us. With focus, foresight, and determination, Chennai Port Authority is poised to grow responsibly, efficiently, and in service of the nation's maritime sector.

s/d
Chairperson

ADMINISTRATION REPORT

TRADE

1. VOLUME OF BUSINESS

54.96 Million Metric Tonnes (MMT) of cargo was handled during this year with 34.59 MMT of Imports and 20.37 MMT of Exports. The traffic handled this year shows an increase of 3.36 MMT (6.5%) over the previous year. Total Imports increased by 1.25 MMT and total Exports increased by 2.12 MMT.

The traffic handled during the last 5 years are compared below:

(in tonnes)				
Year	Import	Export	Transshipment	Total
2020-21	26,707,780	14,977,286	1,868,259	43,553,325
2021-22	28,697,196	17,321,480	2,545,786	48,564,462
2022-23	31,785,539	16,143,110	1,020,565	48,949,214
2023-24	32,882,802	17,815,433	899,669	51,597,904
2024-25	33,622,272	19,408,044	1,931,196	54,961,512

2. FOREIGN AND COASTAL TRAFFIC

The foreign and coastal traffic handled during the last five years are given below:

(in tonnes)						
Year	IMPORT			EXPORT		
	Foreign	Coastal	Total	Foreign	Coastal	Total
2020-21	23,568,370	4,090,649	27,659,019	14,396,360	1,497,946	15,894,306
2021-22	24,912,058	5,058,090	29,970,148	16,482,539	2,111,775	18,594,314
2022-23	27,896,219	4,386,816	32,283,035	15,134,917	1,531,262	16,666,179
2023-24	29,148,292	4,193,097	33,341,389	16,887,888	1,368,627	18,256,515
2024-25	30,000,198	4,587,151	34,587,349	18,818,822	1,555,341	20,374,163

3. IMPORTS

The imports increased by 3.74%, the volume being 34,587,349 tonnes as against 33,341,389 tonnes during the previous year. The variations in tonnage of the principal items of imports are as follows:

(in tonnes)			
COMMODITY	2023-24	2024-25	VARIATIONS
Crude Oil	11,393,412	10,300,465	(-) 1,092,947
Other POL	1,065,400	1,214,076	(+) 148,676
Edible Oils	1,237,195	1,162,269	(-) 74,926
Sulphur	32,000	21,240	(-) 10,760
Chemical Manures (including Phosphate)	257,510	201,000	(-) 56,510
Dolomite	142,804	71,922	(-) 70,882
Lime Stone	8,000	10,000	(+) 2,000
Gypsum	214,517	-	(-) 214,517

Silica Sand	89,651	82,788	(-)	6,863
Iron & Steel	1,204,919	1,235,105	(+)	30,186
Container	16,375,548	18,672,306	(+)	2,296,758

4. EXPORTS

The Exports increased by 11.60%, the volume being 20,374,163 tonnes as against 18,256,515 tonnes in the previous year. The variations in tonnage of principal items of exports are as follows:

(in tonnes)				
COMMODITY	2023-24	2024-25	VARIATIONS	
Mineral Oils & Other POL	2,284,801	2,424,172	(+)	139,371
Barytes	868,794	626,080	(-)	242,714
Cobble Stone	204,730	171,700	(-)	33,030
Iron & Steel	-	3,892	(+)	3,892
Container	14,302,574	16,415,422	(+)	2,112,848

5. BUNKERS

69,718 tonnes of furnace oil and diesel oil were bunkered during the year. Details of bunkering during the last five years are given below:

Year	(in tonnes)
2020-21	46,497
2021-22	59,349
2022-23	81,137
2023-24	79,891
2024-25	69,718

6. PASSENGER TRAFFIC

Particulars of passenger traffic during the last five years are given below:

Year	No. of Passengers		
	Embarked	Disembarked	Total
2020-21	224	369	593
2021-22	70	-	70
2022-23	48,506	43,618	92,124
2023-24	28,551	29,706	58,257
2024-25	23,129	24,457	47,586

7. CONTAINER TRAFFIC

1,818,017 TEUs were handled during the year as compared to 1,589,540 TEUs in the previous year registering an increase of 14.4%. The break-up of number of TEUs handled in the year is:

Import	913,829
Export	796,838
Transshipment	100,062
Shiftings	7,288
Total	1,818,017

18,672,306 tonnes of cargo were landed and 16,415,422 tonnes of cargo were loaded in containers during the year as compared to 16,375,548 and 14,302,574 tonnes respectively during the previous year.

The number of container (TEUs) and tonnage of containerized cargo landed and loaded during the last five years are given below:

Year	2020-21	2021-22	2022-23	2023-24	2024-25
Unloaded Containers (TEUs)					
Empty	67,140	86,468	77,963	57,377	48,658
Stuffed	663,694	748,110	696,809	787,502	915,175
Shifting	3,049	4,160	3,510	3,595	3,644
Total	733,883	838,738	778,282	848,474	967,477
Cargo tonnage	14,163,942	16,187,643	15,020,843	16,375,548	18,672,306
Loaded Containers (TEUs)					
Empty	175,137	193,908	240,710	323,434	437,548
Stuffed	474,857	565,513	447,803	414,041	409,348
Shifting	3,049	4,160	3,510	3,591	3,644
Total	653,043	763,581	692,023	741,066	850,540
Cargo tonnage	12,603,730	14,737,113	13,356,044	14,302,574	16,415,422
Grand Total (TEUs)					
Empty containers	242,277	280,376	318,673	380,811	486,206
Stuffed containers	1,138,551	1,313,623	1,144,612	1,201,543	1,324,523
Shifting	6,098	8,320	7,020	7,186	7,288
Total	1,386,926	1,602,319	1,470,305	1,589,540	1,818,017
Total Cargo Tonnage	26,767,672	30,924,756	28,376,887	30,678,122	35,087,728

8. RAILWAY TRAFFIC

The Traffic handled by Port Railway was 1,074,411 tonnes during 2024-25. Particulars of wagons handled, Tonnage handled and Freight charges collected on behalf of Southern Railway and Total Port charges for the last five years are given below.

Year	No. of Wagons (in terms of Units)	Tonnes	Freight (Rupees in lakhs)	Total Port Charges* (Rupees in lakhs)
2020-21	236,924	5,133,438	13,815.36	2,121.99
2021-22	133,925	2,823,836	18,427.79	1,114.12
2022-23	90,476	1,504,851	808.90	202.73
2023-24	79,746	1,285,734	688.78	95.98
2024-25	66,883	1,074,411	484.34	75.27

(*) Total Port charges include Haulage and Terminal Handling Charges except Container handling charges.

Details of tonnage handled Inward/ Outward movements	2023-24	2024-25
Inward	502,187	375,581
Outward	783,547	698,831
TOTAL	1,285,734	1,074,412

Details of wagons handled Empties/Loads (in numbers)	2023-24		2024-25	
	Received	Despatched	Received	Despatched
Broad gauge empties	7,888	1,137	7,896	762
Broad gauge loads	12,635	19,263	9,307	17,446

9. VESSEL TRAFFIC

Total number of 1,915 merchant vessels and 635 government vessels sailed from the Port during the year as against 1,930 and 745 respectively during the previous year.

Details of vessels of large dimensions that entered the Port during the year are furnished below:

Sl. No.	Description of Vessel	Dimensions		Date of arrival
1.	Largest Container Vessel: MV APL BOSTON	L.O.A. D.W.T.	328.20 m 117,207.86	10.05.2024
2.	Largest Tanker: MT ESTEEM ASTRO	D.W.T	312,105.00	10.04.2024
3.	Vessel with deepest draft berth MT DESH SHAKTI	FOR'D AFT. D.W.T	17.0 m 17.0 m 157,957.00	04.01.2025
4.	Longest Vessel Arrived: MV ESTEEM ASTRO	L.O.A	339.50 m	10.04.2024

No. of Vessels called during 2024-25 with G.R.T are given below:

Sl. No.	Classification	No. of Vessels	G.R.T.
1	Foreign	1,326	37,072,181
2	Coastal	589	6,367,688
3	Government	635	804,212
	Total	2,550	44,244,081

Details of Cruise / Tourist vessel that visited the port during the year 2024-25:

Sl. No.	Name of the Vessel	Type	Nationality	Date of Arrival
1.	MS THE WORLD	TOURIST	BAHAMAS	24.04.2024
2.	MV STAD AMSTERDAM	TOURIST	NETHERLANDS	21.11.2024
3.	MV HEBRIDEAN SKY	TOURIST	BAHAMAS	17.02.2025
4.	MV EMPRESS	TOURIST / PASSENGER	BAHAMAS	12.07.2024 TO 09.09.2024 17 CALLS



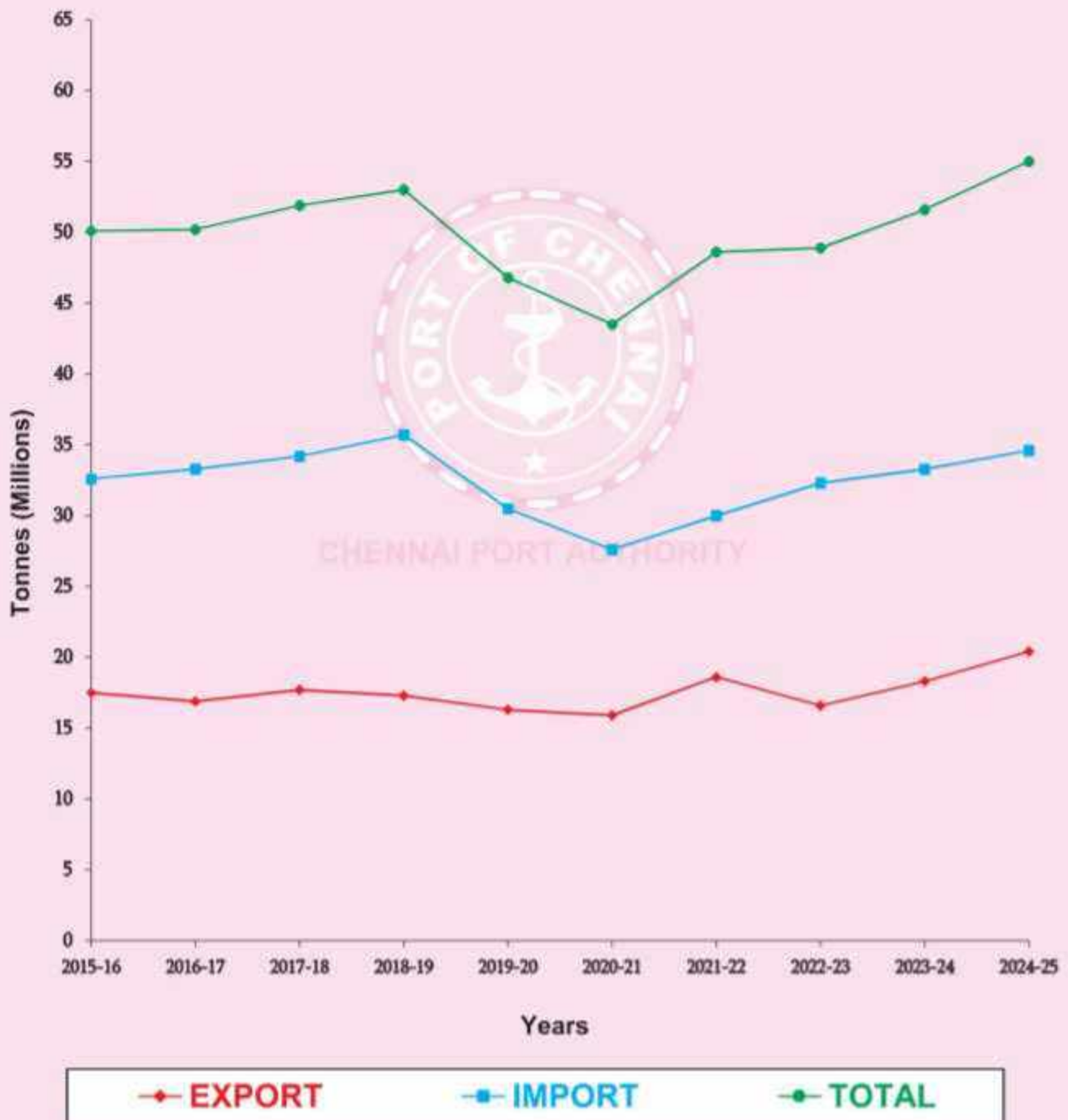
10. Record Performances 2024-25:

PARAMETER / CARGO	2024-25	PREVIOUS RECORD
SINGLE DAY / STEEL	23,534 TONNES MV BUNUN YOUTH 31.08.2024	20,100 TONNES MV NAGUAL 07.11.2023
SINGLE DAY / PALM FATTY ACID	4,500 TONNES MT THERESA SINGAPORE 01.01.2025	4,000 TONNES MT RHAEO RAPID 13.08.2022
SINGLE DAY / HEAVY MELTING SCRAP	7,900 TONNES MV NGS FAITH 15.01.2025	7,237 TONNES MV ATLANTIC BULKER 24.08.2022
SINGLE DAY / CRUDE PALM OIL	10,500 TONNES MT DAI THANH 19.02.2025	9,250 TONNES MT SEHAT 07.11.2023
MONTHLY / CONTAINER	180,686 TEUs DURING THE MONTH OF DECEMBER – 2024	170,606 TEUs DURING THE MONTH OF AUGUST – 2024
FINANCIAL YEAR / CONTAINER	1.82 MILLION TEUs DURING THE FY 2024-25	1.62 MILLION TEUs DURING THE FY 2018-19



CHENNAI PORT AUTHORITY

Traffic Handled during the Years from 2015-16 to 2024-25





CHENNAI PORT AUTHORITY

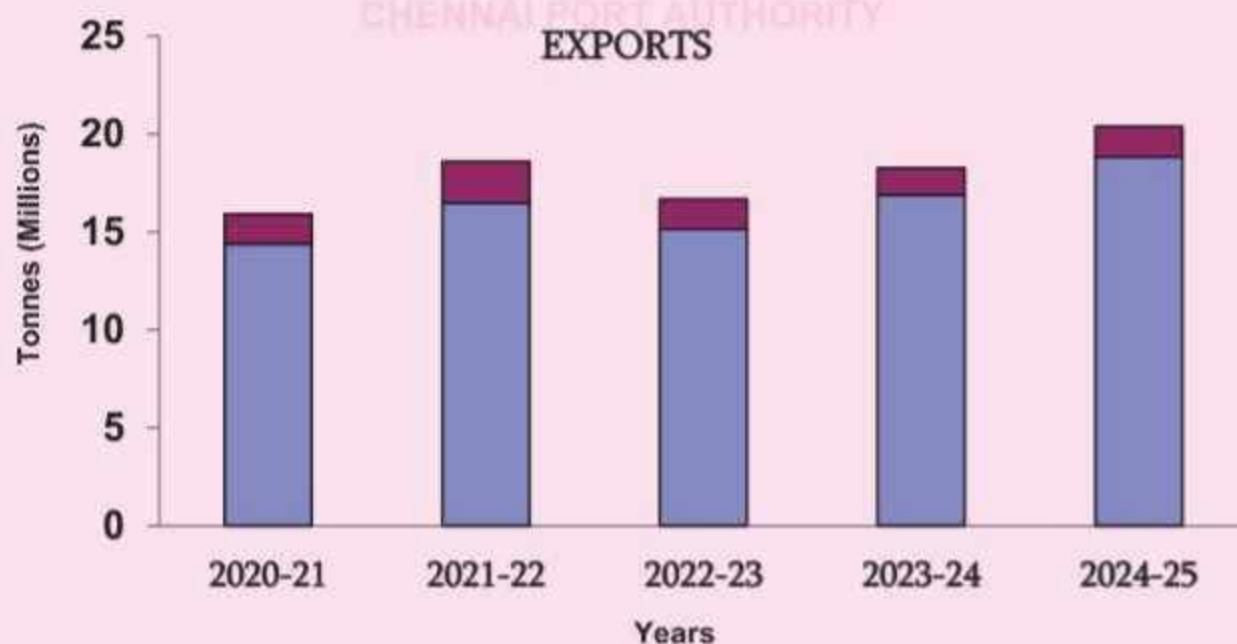
TOTAL TRAFFIC DURING THE YEARS FROM 2020-21 TO 2024-25





CHENNAI PORT AUTHORITY

IMPORTS & EXPORTS DURING THE YEARS FROM 2020-21 TO 2024-25



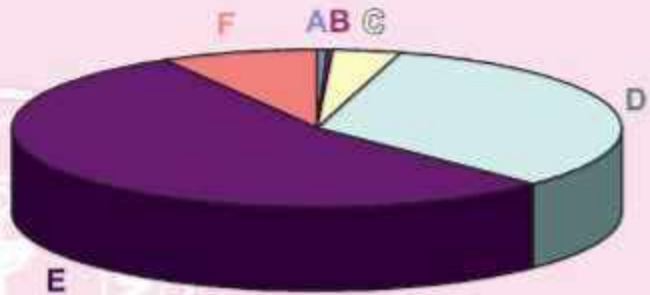


CHENNAI PORT AUTHORITY

Cargo Profile of Chennai Port during the year 2024-25

IMPORTS (In Tonnes)

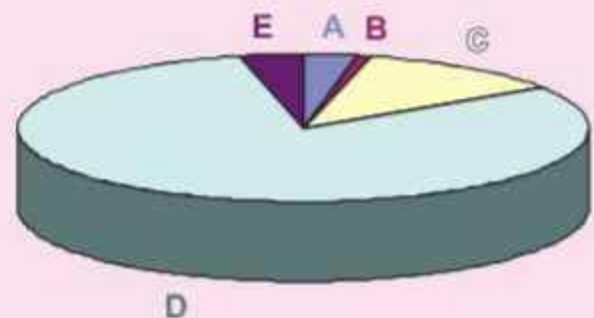
A. Fertilizers (Including Phosphate)	201,000
B. Chemical (Including Phosphoric Acid Soda and Sulphur)	133,233
C. Vegetable Oils	1,162,269
D. Mineral Oils & other POL	11,514,541
E. Containerised Cargo	18,672,306
F. Others	2,904,000
TOTAL IMPORTS	34,587,349



CHENNAI PORT AUTHORITY

EXPORTS (In Tonnes)

A. Barytes	626,080
B. Granite Stones	180,513
C. Mineral Oils & other POL	2,424,172
D. Containerised Cargo	16,415,422
E. Others	727,976
TOTAL EXPORTS	20,374,163



ADMINISTRATION REPORT OPERATIONS

1. FLOATING CRAFTS

Particulars of the number of days each craft was in commission during 2023-24 and 2024-25 are furnished below:

Craft		No. of days in commission	
		2023-24	2024-25
Tugs	Ocean Fame (Hired)	360	361
	Sea Lion Admiral (Hired)	360	363
	Ocean Bliss (Hired)	359	363
Pilot Launches	Poomarichan (Owned)	353	348
	ABS Rohini (Hired)	364	351
	SHM XI CISF Patrol Boat (Hired)	361	265
Mooring Launches	Mullai	40	264
Oil Recovery Vessel	Marutham	363	365

2. CARGO HANDLING EQUIPMENT

The working of cargo handling equipments was satisfactory. The availability and supply of cargo handling equipments are given in Part - II tables 12 & 13.

3. POWER SUPPLY

ENERGY SAVING CALCULATION OF LED REPLACEMENT FOR THE YEAR 2024-25

Sl. No.	Street Lights	Units saved per annum	Cost saved per Annum in Rs.
1.	Energy saving calculation of LED replacement of 370 Nos. Street Lights at various locations	2,07,792	19,53,245/-
2.	Energy saving calculation of 96 Nos. High mast towers with LED Light fittings at various locations	9,95,328	93,56,083/-
Total savings		12,03,120	1,13,09,328/-

4. DREDGING

Dredging work has not taken place during the year 2024-25.

5. PORT MAINTENANCE

The docks and wharves, breakwaters, roads and railway tracks, yards and buildings were maintained satisfactorily. A constant drive was made to clear unserviceable materials, debris etc., and to keep the harbour area clean.

6. CARGO HANDLING PRODUCTIVITY

The cargo handled by the port labour during the year 2024-25 was 4,747,050 tonnes. Import being 3,070,226 tonnes and export being 1,676,824 tonnes.

Particulars of cargo handled by the Port labour during the last five years are as follows:

Year	Tonnage handled by Port Labour	Total traffic through the Port
2020-21	4,458,547	43,553,325
2021-22	4,051,310	48,564,462
2022-23	4,508,814	48,949,214
2023-24	4,932,999	51,597,904
2024-25	4,747,050	54,961,512

The average output per hook hour was 115.39 tonnes. Productivity (excluding Liquid and containerized cargo) relating to the last five years are given below:

Year	Productivity per hook hour (in Tonnes)
2020-21	108.84
2021-22	72.52
2022-23	78.15
2023-24	145.65
2024-25	115.39

The strength of shore labour and the wages paid to them during the last three years are given below:

		2022-23	2023-24	2024-25
Strength		153	317	276
Datum earnings*	Rs.	73,68,196	1,29,44,161	1,76,87,507
Time-rate wages and allowances	Rs.	26,64,30,452	40,07,64,263	43,79,08,523
Ex-gratia/P.L.R.	Rs.	35,67,827	43,15,337	41,27,254

(* Datum earnings denote Import and Export Incentive paid)

7. RAILWAY ACCIDENTS

Particulars of derailment during the last five years ending 2024-25 are given below:

Year	No. of De-railments	Total time Lost (In Hrs)	Responsibility accepted by				
			Traffic Dept.	Engg Dept..	Southern Railway	Outside Parties	Other Reasons
2020-21	7	89	1	5	1	-	-
2021-22	6	48	-	2	3	1	-
2022-23	1	7.5	-	1	-	-	-
2023-24	-	-	-	-	-	-	-
2024-25	2	29	1	-	1	-	-

8. DOCK SAFETY

The Dock Safety Inspectorate under the DGFASLI, Ministry of Labour & Employment, Government of India is functioning at this Port. The Inspectorate is carrying out the enforcement functions of the Dock Workers (Safety, Health and Welfare) Act, 1986, and Manufacture Storage & Import of Hazardous Chemical Rules, 1989 Regulations framed there under within the Port limits.

The major activities of the Inspectorate include:

1. Inspection of Ships, Dock areas and Cargo Handling Equipment.
2. Investigation of Accidents and Dangerous Occurrences.
3. Conducting Studies on Safety and Health aspects of Dock work.

ACCIDENT STATISTICS:

The Accident statistics for the Port of Chennai during the past five years are given below:

Year	On Board			On Shore			Grand Total
	Fatal	Non-Fatal	Total	Fatal	Non-Fatal	Total	
2020-21	0	0	0	1	0	1	1
2021-22	1	0	1	0	3	3	4
2022-23	0	0	0	2	0	2	2
2023-24	0	0	0	3	0	3	3
2024-25	1	0	1	0	0	0	1

The total of one reportable fatal accident occurred on board, while no fatal or non-fatal accidents were reported on shore. All reported cases are currently under investigation by this Inspectorate.

DETAILS OF THE TRAINING PROGRAMMES CONDUCTED BY CHRD RELATED TO SAFETY & NO. OF PARTICIPANTS:

Sl. No.	Name of the Training Programme	Level of Participants	No. of Participants
1	Occupational Health and Safety	Supervisors / Managers	202
2	Electrical Safety	Technicians	40

During the year 2024-25, 3 Dock Safety Committee meetings and 1 Safety Week were held.

A one-day National Workshop on Dock Safety and the Handling of Hazardous Chemicals was held on 24th October, 2024 at the Chennai Port Authority Auditorium, organized by DGFASLI in collaboration with Chennai Port Authority and IIT Chennai. The conference brought together experts from Government, Academia and Industry to address safety challenges in dock operations. Key takeaways included the need for inter-agency collaboration, compliance with national and international safety regulations, the use of advanced technologies for hazard monitoring, and the importance of competency-based training for workers. The event emphasized a proactive approach to biohazard management, emergency preparedness, and fostering a culture of safety in dock operations.

9. INDUSTRIAL RELATIONS

The Industrial Relations in the Port during the year 2024-25 was generally cordial.

There are 20 Registered Trade Unions functioning in the Chennai Port Authority. As per the Ministry's Guidelines, first Seven Unions are accorded recognition status based on the membership strength of the Unions.

The Conciliation Meetings on the IDs raised by the Trade Unions were held before the Dy.CLC(C)/ALC(C), Chennai and settled the Industrial Disputes amicably. Management also held meetings with the Trade Unions in order to discuss the grievances pertaining to the employees and who have issued strike notices and settled the issues amicably. During April 2024 to March 2025, 69 conciliation meetings have been attended by the IR official in the Office of Assistant Labour Commissioner, Shastri Bhavan. Out of 69 cases, 22 cases were closed and 12 cases have been transferred in CGIT Court.

10. SECURITY

The security of Chennai Port Authority and its property is being looked after by the Central Industrial Security Force (CISF) since the time of its induction in the year 1972. The Port has seen lot of expansion and increase in its activities resulting increase in the movement of men, materials and vehicles. The spurt in the terrorists and sabotage activities in the country has drastically changed the security scenario there by thrusting more responsibility and accountability on CISF. Major priority of CISF is to ensure proper safeguard and protection of the vital installations of the port and smooth entry and exit of authorized men, materials, and vehicles in the port thereby ensuring maximum output in the performance of the port.

Chennai Port Authority complies with Security Standards as stipulated in ISPS (International Ship & Port Facility Security) code. During the year under review, CISF provided excellent security and protection coverage to Chennai Port Authority which include movement of VIP's, foreign delegates committees, Diplomats & Navy and ICG. At Chennai Port CISF is equipped with HHMD, trolley mirrors, Alcohol testing equipment, Night Vision binoculars, Radiological detection equipment etc.

CISF along with the Port Officials, Police and other State and Central Security / Intelligence agencies participated in Coastal Security Exercises "OPS SAGAR KAVACH", "OPS SAJAG" and "OPS SENTINEL" conducted in various periods. In addition, CISF conducts mock drills on fortnightly, monthly, Quarterly and yearly basis on various scenarios.

11. PORT FIRE SERVICES

There was no major fire during the year 2024-25.

ADMINISTRATION REPORT

FINANCE

1. INCOME

The Operating Income during the year 2024-25 is Rs.1094.34 Cr. as compared to Rs.1051.67 Cr. in the previous year. Increase in operating income is on account of increase in cargo handling, increase in number of vessels, increase in dollar rate Etc.

The Finance and Misc. Income earned during the FY 2024-25 is Rs.457.93 Cr. as against Rs.317.41 Cr. during the previous year. The Increase is mainly due to receipt of dividend income of Rs.390 Cr. from KPL during FY 2024-25 as against Rs.240 Cr. during FY 2023-24.

2. EXPENDITURE

The Operating Expenditure during the year 2024-25 is Rs.674.34 Cr. as compared to Rs. 659.38 Cr. in the previous year. The increase in operating expenditure is mainly due to amortisation of contribution made to NHAI for Maduravoyal Elevated Road Corridor project (Rs.92.18 Cr. amortized over 10 years), increase in legal expenses, property taxes and depreciation on account of increased capital Asset block. However, due to increase in cargo handling the operating surplus increased by Rs. 27.71 Cr.

The Finance and Misc. expenditure incurred during the FY 2024-25 is Rs.713.60 Cr. as against Rs. 508.23 Cr. during the FY 2023-24. The reasons for increase is mainly due to payment of arrears to employees & Pensioners consequent to Wage Revision / Pension consolidation with effect from 01.01.2022.

3. WORKING RESULTS

The Operating Surplus is Rs.420.00 Cr. in FY 2024-25 as against Rs. 392.29 Cr. in FY 2023-24 and the net surplus before tax is Rs.164.33 Cr. during 2024-25 as against Rs. 201.47 Cr. during the previous year. A tax provision of Rs.79.76 Cr. has been made for the year 2024-25. Out of the amount available for appropriation for FY 2024-25 of Rs.84.57 Cr. the Authority had made a contribution to General Insurance Fund of Rs.1 Cr. and Rs.9.42 Cr. to each of two Statutory Reserves i.e. Replacement, Rehabilitation & Modernization of Capital Assets and Reserves for development, Repayment of Loans and Contingencies. The balance surplus available for the FY 2024-25 is Rs.64.74 Cr.

4. COST RATIO

The percentage of direct cost (excluding depreciation and overheads) and total cost (including depreciation and overheads) to the earnings under the respective activities for the year and previous year are given below:

Activities	Percentage of cost to earnings			
	2023-24		2024-25	
	Direct Cost	Total Cost	Direct Cost	Total Cost
Cargo Handling and Storage	41	105	38	82
Port and Dock Facilities	25	47	24	80
Railways	792	2148	982	2080
Rentable Lands & Buildings	19	127	18	54

5. CAPITAL EXPENDITURE

Capital expenditure incurred during the year 2024-25 is Rs.154.41 Cr. as against Rs.78.12 Cr. during the previous year.

6. LOAN FROM SBI FOR ACQUISITION OF KPL

The Port had taken a term loan of Rs.1775 Cr. from SBI for acquisition of Equity shares in M/s. Kamaraj Port Limited. As on 31.03.2025 the Term Loan balance outstanding is Rs.978.22 Cr.

ADMINISTRATION REPORT

HUMAN RESOURCES MANAGEMENT

1. CASTE DEMOGRAPHY

Orders of the Government in the matter of reservation in the appointment and promotion for the members of Scheduled Castes/Tribes/Other Backward Classes are followed by the port. The Category wise and Class wise employment position as on 31.03.2025 was as under:

Number of employees					
Category	Total	S.C.	S.T.	OBC	PH
Class I	99	18	12	27	1
Class II	85	24	8	9	1
Class III	1392	331	38	440	30
Class IV	907	251	15	184	17
Total	2483	624	73	660	49

The number of dependants registered for compassionate appointment during the year 2024-25 is 10.

Promotions:

The promotions made during the year 2024-25 are furnished below:

Category	Total Notified	Total Filled	S.C.	S.T.
Class I	25	22	6	1
Class II	19	20	3	1
Class III	143	102	31	5
Class IV (excluding Sweepers)	77	23	3	-
Total	264	167	43	7

Direct Recruitment :

Category	Total Notified	Total Filled	S.C.	S.T.
Class I	22	1	-	-
Class II	-	-	-	-
Class III	16	15	4	-
Class IV (excluding Sweepers)	-	-	-	-
Total	38	16	4	-

2. PORT VIGILANCE

The Vigilance Department at Chennai Port Authority is an extended arm of the Central Vigilance Commission and focuses on fostering a responsive governance system through effective anti-corruption and preventive measures. The department is headed by the Chief Vigilance Officer, who acts as an advisor to the Chairperson in all matters pertaining to vigilance. Vigilance Administration performs its functions based on the guidelines given by the Central Vigilance Commission (CVC) and coordinates with CVC, Chief Technical Examiners' Organization (CTEO) of CVC, Ministry of Ports, Shipping & Waterways (Vigilance Wing), and Central Bureau of Investigation (CBI).

The department plays a crucial role in maintaining integrity, transparency and accountability within the organization and serving as a watchdog against corruption and malpractices. The department's functions include comprehensive preventive, surveillance, and punitive measures to combat corruption and misconduct. These functions encompass investigating complaints, scrutinizing audit reports, monitoring officials, and gathering intelligence on corrupt practices.

The overarching objective of the department is to prevent misconduct rather than merely addressing it after the fact, post-factum. The functions of the Vigilance department can be broadly divided into three categories, viz., (i) Preventive Vigilance; (ii) Punitive Vigilance; and (iii) Surveillance and Detection.

Preventive Vigilance includes carrying out surprise inspections in the sensitive divisions where public dealing is involved, scrutiny of files related to procurement and contract, review of the property returns of Officers / Employees. System improvements are suggested wherever necessary to the concerned Departments for strict adherence with constant follow-ups.

Punitive Vigilance includes investigating verifiable allegations, preparing investigation reports / factual reports as desired by the CVC, seeking advice from CVC when needed and initiation of Disciplinary Proceedings against the erring Officials.

On the Surveillance and Detection part, the Vigilance Department conducts regular and surprise inspections to detect system failures and areas prone for corruption and / or malpractices and also maintains surveillance on Officers of Doubtful Integrity. By embracing these comprehensive strategies, the Vigilance department not only addresses existing issues but also works diligently to foster a transparent and accountable work environment by creating awareness amongst employees of the Port about the importance of not only adhering to rules and regulations in decision making but also to an ethical way of working.

The Vigilance Activities inter-alia covers but not limited to the following:

- ◆ Examine the existing Organization procedure and eliminate or minimise factors that provide opportunities for corruption and suggest remedial measures.
- ◆ Investigation of complaints and follow-up action thereon.
- ◆ Preparation of "Agreed list" of officers and list of Officers of Doubtful Integrity.
- ◆ Identify sensitive posts and monitoring rotation of officials in sensitive posts.
- ◆ Grant of Vigilance Clearances.
- ◆ Undertaking CTE Type Inspections & Scrutiny of audit reports.

- ◆ Maintain close liaison / interaction with CVC, CBI and Administrative Ministry on vigilance matters.
- ◆ Submitting Monthly / Quarterly & Annual Reports to CVC and MoPSW.
- ◆ Observance of Vigilance Awareness Week during the last week of October every year.

STATUS OF ACTIVITIES CARRIED OUT (FOR THE YEAR 2024-25)

1. No. of complaints received	:	20
2. No. of Vigilance related complaints	:	09
3. No. of Non-Vigilance complaints	:	11
4. Action taken	:	17
5. No. of anonymous / pseudonymous Complaints for which action not taken }	:	03
6. Under investigation	:	Nil
7. No. of Vigilance Clearance processed		
Class I & II	:	213
Class III & IV	:	1887
8. Scrutiny of files related to Movable / Immovable properties }	:	47

EVENTS – PROGRAMME ON VIGILANCE AWARENESS WEEK (VAW) 2024

As envisaged by the Central Vigilance Commission, Chennai Port Authority Observed Vigilance Awareness Week 2024 from 28th October to 3rd November 2024 with the theme "Culture of Integrity for Nation's Prosperity". As a part of the campaign various programs and activities were organized, including a curtain raiser program jointly with Indian Bank, workshop and refresher Training session for officials. Competition such as essay writing, slogan writing was conducted for students / officials and quiz competition for officials on the issues related to anti-corruption. As an outreach activity walkathon was organized for the school students and staff of Port to spread awareness on combating corruption. An integrity pledge was administered to officials and students; family members were also advised to take an e-integrity pledge. The valedictory function featured addresses from dignitaries, including Chairperson, ChPA and Principal Secretary to the Government of Tamil Nadu. The dignitaries emphasized the importance of integrity, transparency and accountability in governance. Winners of competitions were awarded prizes. The Vigilance Awareness Week was focussed on promoting awareness and values of ethical conduct.

3. IMPLEMENTATION OF RTI ACT, 2005 IN CHENNAI PORT AUTHORITY

The Chennai Port Authority has implemented the Right To Information (RTI) Act, 2005 w.e.f. 12.10.2005. The facility to file online RTI application in respect of ChPA through DoPT's 'RTI Online Portal' <https://rtionline.gov.in> has been made available to the applicants w.e.f. 14.03.2017 to enable Citizens from all over the country to submit RTI Application or Appeal. Chennai Port Authority is now receiving RTI Applications/Appeals both online and in physical form.

A Separate RTI Counter has been opened at "In-gate" of the Administrative Office Building and one staff has been exclusively posted to receive the applications / first appeals under RTI Act and also to assist the public under RTI Act. The help desk is functioning during office hours i.e. 09:45 Hrs. to 17:45 Hrs.

Appointment of APIO / CPIO / FAAs

Under the provisions of the Right to Information Act, 2005, Chairperson, Chennai Port Authority has designated an officer from each department as Assistant Public Information Officers, Dy. HoD level officers as Public Information Officers and all the Heads of Departments as First Appellate Authority of the concerned department to deal with the Applications/Appeals under RTI Act, 2005.

The Name boards have been displayed exhibiting the name of the Asst. Public Information Officers / Public Information Officers and First Appellate Authorities at prominent places of the Port for the guidance of information seekers and also to create awareness among Port Employees, Port users and General Public.

Suo-motu Disclosure

All the Regulations of Chennai Port Authority framed under the Major Port Authority Act, 2021 and all other information as required under Section 4(1)(b) of the RTI Act 2005, have been published on the Port's website viz. www.chennaiport.gov.in.

Indian Maritime University has been nominated for conducting Third Party Audit of Suo Motu disclosure of Chennai Port Authority's web portal under Section 4 of the RTI Act, 2005.

Quarterly Reports

Quarterly Return of Chennai Port Authority under RTI Act are periodically uploaded in the Central Information Commission (CIC) Website and also in Port Website.

Payment of fee under RTI Act

The RTI Applications / First Appeals, seeking information under RTI Act are accepted in any form i.e. online/ in person/ by post/etc. with the prescribed fee of Rs.10/- by Bank / Cash / Postal Order and Demand Draft in favour of Chairperson, Chennai Port Authority.

Training

Regular training programs are conducted to educate the Staff/Officers who are handling RTI Applications /Appeals, through Centre for Human Resource Development (CHRD)

Applications/First Appeals received during the period from 01.04.2024 to 31.03.2025

During the year 2024-25 (from 01.04.2024 to 31.03.2025), 222 RTI Applications and 31 first appeals have been received and disposed off. Apart from this, PIOs of Chennai Port Authority had attended the Video Conferences conducted by Central Information Commission (CIC) and disposed 11 Second Appeals during the year.

Implementation of CPGRAMS in Chennai Port

In the Year June 2007, the Government of India has introduced a new software called the Centralized Public Grievance Redress and Monitoring System (CPGRAMS), to redress the grievance of citizens and the same was made operational in all the Ministries / Departments

under the administrative control of Government of India. Accordingly the said system was implemented in Chennai Port Authority also.

During the period from 01.04.2024 to 31.03.2025, 39 grievances have been received and disposed of in the PG Portal.

4. STRENGTH OF STAFF AND EXPENDITURE

A comparative statement of the strength of Staff (other than shore labour) and the expenditure on them during the last three years ending 31st March is given below:

		31 st March 2023	31 st March 2024	31 st March 2025
Strength of Officers		192	195	188
Strength of Staff excluding Shore Labour (Class III & IV)		2816	2335	2,023
Salaries & Wages of Officers	Rs.	39,20,44,776	42,52,54,444	43,88,11,527
Salaries & Wages of other Staff	Rs.	3,35,54,68,768	3,02,21,43,301	3,88,98,97,692
Ex-gratia/Productivity Linked Bonus to Officers and Staff	Rs.	4,28,78,732	3,41,17,714	2,85,81,971

Payment made towards pension and gratuity during the year 2024-25 is Rs.392.40 Cr. as against Rs. 349.97 Cr. during the previous year.

5. STAFF TRAINING

DETAILS OF TRAINING PROGRAMME CONDUCTED BY CHRD FOR THE YEAR 2024-25.

Sl. No.	Type of Training	No. of Training	No. of Personnel
1	In House for Employees and Stake holders	20	842
2	External	46	89
3	ICT Training	12	424
4	Internship / Project Training	—	560

6. LABOUR WELFARE

Chennai Port Authority extends a number of welfare measures to the officers/employees and their family members. The major and important welfare measures implemented in Chennai Port Authority are stated below:

(1) QUARTERS:

The Chennai Port has provided quarters to the serving officers / employees of Chennai Port Authority at Tondiarpet Housing Colony at Tondiarpet, Ramanujam Quarters at Clive Battery, Trust Villa at Royapuram, Spring Haven Road and Napier Bridge. There are 875 quarters of various types (Types I to V).

(2) CANTEENS:

The Chennai Port Authority is running 03 canteens, one at Administrative Office building and two others are at inside the Harbour Premises. The above canteens are providing clean and hygienic food/tea/snacks to cater the needs of the officers/employees of the Chennai Port Authority, at a subsidized rate.

(3) FINANCIAL ASSISTANCE:

- i) Chennai Port Authority is granting interest free festival advance of Rs.50,000/- to all the officers/employees to celebrate any one of the festival during the calendar year. The same is recoverable in 10 monthly instalments without interest.
- ii) Chennai Port Authority is providing interest free advance of Rs. 50,000/- to all the officers/employees of the Port during the flood relief, natural disaster, etc.,
- (iii) A financial assistance of Rs.6,000/- is provided to the family of an officer/employee who dies while in service towards funeral expenses.
- (iv) Family Security Scheme has been formulated and a sum of Rs.16/- is being deducted every month from the salary of employee, when the employee died in harness, a sum of Rs. 20,000/- being ex-gratia is paid to the family of the deceased employee.

(4) CHILDREN EDUCATIONAL ALLOWANCE:

As per FA&CAO's order No.CDN/CEA/2024, dated 24.04.2025, Chennai Port Authority is granting children's educational allowance of Rs. 27,000/-per annum per child up to a maximum of two children of each employee in the category of class III & IV, studying from L.K.G. to Hr. Secondary Courses and up to 2nd year polytechnic courses.

(5) FRINGE BENEFITS:

The Chennai Port Authority is providing Fringe benefits such as Rain Coats, Industrial Shoes, Belts and Badges, Uniforms, Soap, Safety Helmets, Leather Shoes & Socks, Chappel, etc., for the welfare of the employees.

(6) FAMILY DISPUTES: COUNSELING / ENQUIRY:

Family disputes among the employees of the Chennai Port Authority and their relatives reported have often been solved from time to time.

(7) CHENNAI PORT & DOCK EDUCATIONAL TRUST HR. SEC. SCHOOL:

In order to provide better education to the children of the employees of the Chennai Port Authority and marginalized people living around the Tondiarpet Housing Colony, the Chennai Port Authority is running the Chennai Port and Dock Educational Trust Higher Secondary School at Chennai Port Tondiarpet Housing Colony. Chennai Port Authority is also providing some welfare measures Viz., 3 sets of Uniform, 1 pair of Shoe, 2 sets of Shocks, School Bag, Textbooks and Notebooks, Atlas Map, 1 set of Colour Pencils, Sanitary items, etc., at free of cost to all the students since 2023. Further, school fee was also reduced to 1/3rd of the existing structure and very marginal comparing to others.

(8) WELFARE COMMITTEE:

A Welfare Committee viz., Chennai Port Authority Welfare Committee has been formed and is functioning to take care of efficient and orderly maintenance of the Tondiarpet Housing Colony, Babu Jagajeevan Ram Stadium, Trust Villa, Ramanujam Quarters, Spring Heaven Road and Nappier Bridge Officers Quarters to promote co-operation, cleanliness, peace, amity and cordiality among the residents of the Colony since 1991.

(9) OFFICERS' CLUB:

An Officers' Club/Recreation Centre has been formed and is functioning for the benefit of the Officers of the Chennai Port Authority.

(10) SPORTS ACTIVITIES:

A Stadium named as Babu Jegajeevan Ram Sports Complex (indoor/outdoor) have been constructed and upgraded at Tondiarpet Housing Colony with a long pavilion and a capacity of thousand viewers. State of Art Gym facilities for men & women are provided one at BJR Sports Complex, Tondiarpet Housing Colony & another one at Napier bridge officer's quarters, for physical workouts, to practice Yogasanas, helping to maintain physical and mental health of the officers and staff. Yoga classes are being conducted regularly for the Welfare of the Officers/employees at Napier Bridge Officer's quarters. In addition, Babu Jegajeevan Ram Sports Complex is being allotted to the educational institutions in order to conduct Sports Meet at a nominal charge.

(11) TAMIL SANGAM:

In order to promote Tamil Language, patriotism and unity among the employees of Chennai Port Authority, 'Chennai Port Tamil Sangam' is conducting various programmes viz., Poetry competition, Pattimandrum and oratory meeting and various debates on publicizing the fame of Tamil Literature, Culture, Old Poets and Freedom Fighters from time to time. The Chennai Port Authority is granting a sum of Rs.1.5 lakhs annually to "Chennai Port Tamil Sangam".

(12) WOMEN EMPLOYEES:

For the welfare of the women employees the Chennai Port is allocating funds for development of Nari Shakthi and conducting various awareness programmes viz., Medical Treatment, Stress Management, Skin Care, Production of Handicrafts, Yoga Sessions, etc. on the eve of International Women's Day.

(13) CHENNAI PORT AND DOCK EDUCATIONAL TRUST HR. SEC. SCHOOL:

For over five decades, Chennai Port's school has been a beacon of learning, providing quality education to more than 50,000 students. The school offers clean, hygienic classrooms, well-stocked libraries, fully equipped laboratories, and spacious playgrounds. Education is provided at minimal cost with essentials like Textbooks, Stationeries, Uniforms offered at free of cost. This caters to underprivileged areas with creamy layer Community.

(14) SWABODHINI VOCATIONAL CENTRE FOR SPECIAL CHILDREN:

The Swabodhini School and Vocational Centre for Special Children established by Chennai Port caters to 80 autistic students from underprivileged areas. This initiative integrates academic, social and life skills development. Structured learning, communication skills, sensory integration, and therapeutic support to empower these children and foster community acceptance and support.

(15) LIBRARY AND INFORMATION SERVICE:

A well-equipped library within the office premises offers numerous benefits to employees, including easy access to knowledge, resources and a conducive environment for learning and personal development.

- 1. Library Location and Access:** The office library is conveniently located on the first floor of the New Centenary Building, ensuring easy access for all employees. Its central position makes it accessible to all departments within the office. The library operates during regular office hours, allowing employees to visit at their convenience.
- 2. Collection and Resources:** The library houses a diverse collection of resources, catering to various interests and professional needs. The collection includes:
 - ♦ **Books:** A wide range of fiction and non-fiction books covering topics such as professional development, leadership, technology, business, health and more.

- ◆ **Periodicals:** Popular magazines, journals, and newspapers providing the latest insights, industry trends, and news.
 - ◆ **Reference Materials:** Encyclopaedias, dictionaries, atlases and other references for quick access to information.
 - ◆ **Spiritual Wing:** In an effort to promote mental well-being and inner peace among staff, a Spiritual Wing has been newly set up in the Library.
3. **Facilities and Amenities:** The office library provides the following facilities to ensure a comfortable and conducive environment:
- ◆ **Reading Areas:** Dedicated spaces with comfortable seating arrangements for employees to read and study.
 - ◆ **Quiet Zones:** Designated areas for silent reading and focused work.
 - ◆ **Meeting Rooms:** Separate rooms within the library premises that can be reserved for small group discussions or collaborative work.
4. **Library Services:** The office library offers various services to support employees' learning and research needs, including:
- ◆ **Borrowing and Renewal:** Employees can borrow books and other materials for a specified duration. Renewal options are available for extending the borrowing period if required.
 - ◆ **Library Policies:** To ensure smooth operations and fair usage, the office library has established certain policies, including:
 - ◆ **Membership:** Employees are required to register as library members, enabling them to access borrowing privileges and other services.
 - ◆ **Loan Period and Limits:** Specifying the maximum number of items that can be borrowed and the duration for which they can be kept.
 - ◆ **Overdue Fines:** Imposing fines for late returns to encourage timely return of borrowed materials.
 - ◆ **Code of Conduct:** Establishing guidelines for maintaining a peaceful and respectful environment, including rules on noise levels, food/drink policies and handling of library materials.

In addition to the main Library in the Administrative office, a separate library is maintained at the Chennai Port Authority guest house for the benefit of the guest.

The library facilities available in the office provide valuable resources and support for employees' professional and personal development. With a diverse collection, comfortable facilities, and useful services, the office library enhances access to knowledge and creates an environment conducive to continuous learning.

(16) FAMILY SECURITY SCHEME:

A sum of Rs.16/- is deducted from the salary of each employee of the Port for payment of ex-gratia to the employees who died while in harness. The family of the deceased employee is paid a sum of Rs.20,000/- at the time of final settlement.

Funeral Expenses to the family of Deceased Employees

A financial assistance of Rs.6,000/- is provided to the family of an officer/employee who dies while in service towards funeral expenses.

(17) SPORTS COUNCIL:

The particulars of participation of Chennai Port Authority teams in All India Major Ports (AIMP) tournaments and other tournaments in each discipline for the year 2024-25 are briefed as follows:

BODY BUILDING CHAMPIONSHIP & WEIGHT LIFTING:	<p>Chennai Port Authority won the Runner up in the AIMP Body Building Championship conducted by JNPT from 11th to 12th February 2025.</p> <p>Shri.Thangaraj, OA, GA department has won the Gold Medal and Mr.Major Port Title in the Body Building Championship Shri.K.Ramesh has won the Silver medal.</p> <p>Shri.K.Venkatesan has won the Bronze medal.</p> <p>1. Chennai Port Authority has won the Winner Trophy in the AIMP Weight Lifting Championship conducted by JNPT on 11th and 12th February 2025.</p> <p>2. Shri.E.PremKumar, Senior Asst., Civil has won the Gold medal and overall Stylish lifter in the AIMP Championship.</p> <p>3. Shri.N.Anand & R.Mani, have won the Gold medal in the AIMP championship.</p> <p>4. Shri.D.Baskar has won the silver medal in the AIMP championship</p> <p>5. Shri.S.Gajendran and R.Ranganathan have won the Bronze medal in the AIMP Championship.</p>
CARROM:	<p>Chennai Port Authority has won the Overall Championship in the AIMP Carrom tournament conducted by Vishakapatnam Port Authority from 27th to 31st January 2025.</p> <p>1. Shri.P.Arunagiri, JE, M&EE Department Winner in Single event</p> <p>2. Shri.S.Rajkumar, Mazdoor, Traffic Dept., Third winner in single event and Shri. S.Rajaseelan, AMM, M&EE Department, Third winner in single event.</p> <p>3. In the Veteran 50+ Shri.Bhuvaneshwaran, Maistry, Traffic Department, first winner in the event and Shri.R.Balaji, Greaser, Marine Department third winner in the event.</p> <p>4. In the Veteran 45+ Shri.P.Mahadevan, Winch Driver, Traffic Department is the First winner and Shri.N.Sekar, Technical HS, M&EE department is the Second winner.</p>
CHESS:	<p>Chennai Port Chess team has won the Overall championship in the AIMP tournament held at Chennai from 26th February to 28th February 2025.</p> <p>1. Shri.K.Elangovan has won the Gold Medal in the Chess competition in the men event.</p> <p>2. Shri.V.S.Lakshmi Narashiman has won the Bronze Medal in the Chess competition for the men's event.</p> <p>3. Smt.V.Sujatha, has won the Gold Medal in the Women's Competition.</p> <p>4. Smt.P.Karpagaselvi has won the Silver Medal in the Women's Chess Competition.</p>
CRICKET:	<p>Chennai Port Authority has won the 3rd place in the AIMP Cricket Championship conducted by Dheendayal Port Authority from 22nd to 26th January 2025.</p>
CULTURAL TEAM:	<p>Chennai Port Authority has won the second place in the Light Music event held at Paradip in AIMP Cultural Tournament.</p> <p>Smt. Jhansi Rani, Asst.Suptd., Traffic Department has got the Best Supporting Actress in Drama event.</p>

FOOTBALL:	Chennai Port Authority was placed 3 rd in the AIMP Football Championship conducted by Paradip Port from 12 th February to 16 th February 2025.
HOCKEY:	Chennai Port Authority Hockey Team has won 3 rd place in the AIMP Hockey Championship conducted by Mumbai Port from 04 th March to 07 th March 2025.
KABADDI:	Chennai Port Authority has won the Gold Medal in the AIMP Kabaddi Tournament conducted by VOC Port from 19 th March to 21 st March 2025.
LAWN TENNIS:	Chennai Port Authority Lawn Tennis Team participated in the AIMP Lawn Tennis Tournament at NMPT from 5 th March to 7 th March 2025. Shri.G.Vinodh Kumar, Harbour Master, Marine department has won the Runner up Trophy in the 45+ Men's single event.
SHUTTLE:	Chennai Port Shuttle Badminton team (Men, Veteran & Women) have participated in the AIMP Shuttle Championship conducted by Mormugao Port Authority, Mormugao from 3 rd to 5 th February 2025. 1. Chennai Port have won the Men's Championship. 2. Chennai Port Men's Team have won the Runner up in the AIMP Championship under Veteran Team Championship. 3. Shri. R.Amerandran, Asst.Suptd, GA department, has won the Gold Medal under Veteran Open 50+ Category 4. Shri. G.P.Mahesh, Greaser and Shri.K.R.Anand, Coupling Porter, Traffic department, have won the Gold Medal in the Veteran Open Doubles 45+ Category. 5. Shri.G.P.Mahesh, Greaser has won the Silver Medal in the Veteran Single 45+ Category. 6. Dr.Sangeetha and Smt. Jessintha have won the Bronze medal in Women Doubles 45+ Category.
TABLE TENNIS:	Chennai Port Table Tennis Team have participated in the AIMP Table Tennis Championship conducted by Chennai Port from 26 th to 28 th February 2025 1) 45+ Doubles Shri.P.Vijay Anand Sr.MRE, Marine Department and Shri.T.P.Sridhar, AS, Traffic Department have won the Bronze medal 2) 50+ Doubles Shri.J.John Bosco, Tally Clerk, Traffic Department and Shri.S.Gopikrishna, AS, Finance Department have won the Silver Medal 3) 50+ Single Shri.J.John Bosco, Tally Clerk, Traffic Department has won the Bronze Medal in the AIMP Tournament conducted by the Chennai Port from 26 th to 28 th February 2025.

7. MEDICAL FACILITIES:

The Chennai Port Authority Hospital was inaugurated on the 1st of July- 1939 as a small Dispensary and after 85 years it now functions as a full-fledged Secondary Care Hospital. The hospital has the following two units.

1. The Main Hospital complex housing the Medical & Surgical Specialties, Laboratory, Casualty, Intensive Care Dialysis Unit, Operation Theatre Complex etc.
2. Diabetic Specialty Centre at the Diamond Jubilee Building opposite to the Main Hospital, which has the out-patient specialties and allied services.

The 125 bedded Hospital has all broad Specialties (Medical Surgical and Gynecology) and caters to a population of 24,500 approximately, including employees & their dependents, retired employees & their spouses and CISF employees & dependents. In addition, CHPA hospital also caters treatment facilities to KPL, NIPM employees and other port retired employees settled in and around Chennai.

Services Available & Rendered:

The Hospital has a dedicated Intensive Medical Care Unit, Medical Ward, Female Ward, Geriatric Ward, Surgical Ward and Post Operative Ward. We also have specialized Radiology department, Laboratory, State of the art operation theatre suites, Dialysis wing, an exclusive Diabetic Specialty service, modernized ward with semi private cubicals. The hospital is latest equipped with modern equipments for both diagnosis and treatment.

The hospital is served by 18 regular doctors of all specialties and in addition 12 Consultants/ Specialists are also available for those Specialties which are not available, to enhance comprehensive health care of the CHPA patients.

The Hospital has an elaborate Medical Stores Division, taking care of procurement of surgical, medical equipment and essential medicines. The Hospital has also empaneled 20 Hospitals (10-Multi Specialty & 10-Single Specialty hospitals) and 06 Diagnostic Centres at CGHS rates for tertiary care treatment for which services are not available with CHPA.

Allied Services:

SIDDHA Clinic, a unit of Ayush started functioning in Chennai Port Authority Hospital w.e.f.24.11.2022 for the benefits of CHPA patients as per the directive of Ministry of Ports, Shipping & Waterways.

Census:

The total number of Out Patient services rendered is 1,36,634 and 2,256 number of In-Patient services for the year 2024-25.

The hospital also performed 163 Major surgeries and 61 Minor surgeries in the State of Art Operation Theatre.

In the SIDDHA Clinic, 3629 Out Patient services rendered during the year 2024-25.

First Aid & Ambulance:

The Ambulance and First Aid Service, Casualty (Emergency room) functioning round the clock. Presently, there are 3 Ambulances plying within the port to attend emergencies and to shift the patients from CHPA hospital to various referral hospital/ Diagnostic centres for admissions/ specialist consultation/ investigation purpose for the benefit of the patients. Among these 3 Ambulances, 2 are Basic Life Support and another 1 is Mini Transport Ambulance.

Hospital Kitchen & Diet:

The in-house kitchen is manned by a permanent Dietician & Nutrition Specialist, who personally monitors the dietary requirements of the In-patients according to their illness.

Presently, the Port Hospital is one of the well-known, well equipped major Secondary care hospital with in-house Specialties, well nurtured nursing service, emergency and first aid service etc.

Swachh Bharath:

- ◆ Cleaning campaign conducted in the Main hospital, Diamond Jubilee building premises on 11.09.2024.
- ◆ Special campaign 4.0 cleaning campaign conducted around Diamonds Jubilee Building, main hospital building area and Surgical Block area on 24.10.2024.
- ◆ Daily Cleaning campaign from 02.10.2024 to 31.10.2024 (working days).
- ◆ Scrap identification and disposal done as per GSR.

Preventive and Promotive health Care:

- ◆ Mega Blood Donation Camp was conducted in Chennai Port Authority Hospital on 01.10.2024 in association with Lions Club of Chennai Royal Elite.
- ◆ Mental Health awareness Programme was conducted for employees and retired employees on the occasion of World Mental Health Day on 11.10.2024.
- ◆ Annual master health check-up programme conducted from 19.08.2024 to 22.10.2024 and 90 employees were screened.

- ◆ Physical Fitness given for 84 Stevedore staff during April to December-2024.
- ◆ The World AIDS Day was commemorated in Chennai Port Authority Hospital on 01.12.2024.
- ◆ The Siddha Clinic is functioning well and the Siddha Day was celebrated in Chennai Port Authority Hospital on 19.12.2024.
- ◆ As a part of MIV-2030, Eye Check up done for 25 DVD drivers/ Drivers of CHPA on 27.12.2024.
- ◆ Master Health check-up done for 33 CISF employees during Feb-2025.
- ◆ As per Ministry of Family Health guidance and part of Corporate Social Responsibility the Minister of Shipping and Waterways inaugurated a 100 days intensive TB elimination campaign on 07.12.2024 to 24.03.2025 for TB Mukht Bharat Abhiyaan. The pamphlets were issued to the patients in all OPs.
- ◆ In co-ordination with Chennai Corporation officials, TB awareness programme conducted at Inner Harbour on 12.03.2025 and 60 employees attended the screening.
- ◆ The TB Awareness Programme was organized inside Chennai Port Authority premises on 13.03.2025 to create awareness and to eliminate the TB.
- ◆ In Coordination with the State TB Officials, Chennai Port Authority Hospital organized a Diabetes and TB Awareness programme in the Administrative Building on 21.03.2025.
- ◆ TB Awareness programme was conducted at Surgical block & Diabetic OP every alternative month.
- ◆ The Chennai Port Authority has successfully completed 100 days intensive TB elimination campaign on 24.03.2025 and 900 employees were screened and 11 positive cases were detected.
- ◆ Annual Medical health check-up done for 22 Sanitary workers.
- ◆ Annual screening done for 5 Hospital Diet kitchen contract staff and Deworming done for all staff.

Other facilities:

- ◆ Total computerization of hospital (Hospital Information Management System) i.e. Medical registration, dispensing medicines and internal referral services including Laboratory & Diagnostics.
- ◆ Liquid and Solid Bio Medical Waste segregation and disposal.
- ◆ Computed X-Ray system.
- ◆ Modernized Female Ward, Male Ward, Surgical Ward refurbished with eco-friendly mattresses.
- ◆ Modular Office.
- ◆ Wellness Clinics in the department of Psychiatry, Cardiology & Gynecology as per the guidelines of our National Health Policy.
- ◆ E – Office/ SAP.
- ◆ Upgraded with 84 new Medical Equipments.
- ◆ Upgraded with New Fowler cots, normal cots and Bed side lockers.
- ◆ Providing training for nursing students.
- ◆ Opening of Geriatric Ward for Old age patients.

Future Ongoing Plans:

- ◆ Procurement of 5 nos. Non Invasive Ventilators for all Wards and 1 no. Laminar Flow for Oncology Ward and 1 no. ENT work station.
- ◆ Installation of CT scan in the hospital.
- ◆ Opening of Oncology Ward for Cancer patients.
- ◆ Opening of Cardio Diabetic Centre for comprehensive health care of port beneficiaries.

- ◆ Opening of Out-patient department exclusively for Geriatric patients to provide comprehensive health care under one roof.
- ◆ Opening of Ward exclusively for Disaster Management.
- ◆ Induction of Exclusive Siddha Therapy Unit.
- ◆ Opening of Amrit Pharmacy outlet in the hospital.
- ◆ Provision for Fire Fighting System.
- ◆ SRM (Supplier Relationship Management) Portal for quick procurement of Oncology and Special drugs.
- ◆ Refurbishment of Mortuary with new Freezer Box.
- ◆ Re- opening of Laundry Unit with Washer Extractor and Calendaring machine.
- ◆ Modernization of Kitchen with advanced machines for Diet preparation and sterilization of Utensils.
- ◆ Obtaining Accreditation with National Board of Examination in Medical sciences.

8 CORPORATE SOCIAL RESPONSIBILITY (CSR):

The Chennai Port Authority, under its Corporate Social Responsibility (CSR) initiatives for the financial year 2024-25, has committed a fund of Rs. 3.49 crores to support various social development projects. By signing Memorandums of Understanding (MOUs) with multiple government and non-government organizations, Chennai Port is focused on improving public infrastructure, healthcare, education and community well-being.

Additionally, 20% (Rs.69,80,000/-) of the total CSR fund is allocated to the National Maritime Heritage Complex as per government guidelines, contributing to the preservation and promotion of India's maritime history.

The detailed breakdown of these CSR activities is as follows:

1. **Name of the Beneficiary: Madras Medical College**
Amount Allocated : Rs. 54 Lakhs

The project involves Upgrading of Lecture Halls, Auditorium with Air-conditioning.

2. **Name of the Beneficiary: PENN (Protection and Empowerment of Naari Trust)**
Amount allocated : Rs. 9 Lakhs

The project includes Imparting Mental Resilience, career guidance, Exam related stress and Psychological Strength for Students for 1000 participants in each



The feedback revealed that the program had a significant positive impact on students helping them develop resilience and confidence. The initiative highlighted the need for regular similar programs in schools to support overall growth and success.

3. **Name of the Beneficiary: Vivekananda Cultural Centre
(A Unit of Sri Ramakrishna Math)
Amount allocated : Rs. 30 Lakhs**

Establishment of computer labs to promote digital literacy among young learners. The work is under process



4. **Name of the Beneficiary: Greater Chennai Corporation
Amount Allocated : Rs.66.83 Lakhs**

Construction of new classrooms at Corporation Girls Higher Secondary School (CGHSS) to provide better learning environments for students.

The work is under process.

This facility may attract more students and improve overall Education.

5. **Name of the Beneficiary: District Collector
Amount Allocated : Rs.52.13 Lakhs**

The project is Anganwadi Development in Collaboration with the District Collector to improve early childhood care and nutrition facilities. The work is under process

6. **Name of the Beneficiary: Greater Chennai Traffic Police
Amount Allocated : Rs.25 Lakhs**

Installation of essential traffic signage to improve road safety. Aims to help in better traffic Management. Work is under process.

7. **Name of the Beneficiary: Buxar ke Ram Trust
Amount Allocated : Rs.21.24 Lakhs**

Installation of Water ATMs ensuring clean drinking water access.

8. **Name of the Beneficiary: Prajapitha Ishwariya vishwa vidhayalay
Amount Allocated : Rs.5 Lakhs**

Setting up water purifying plants for safe drinking water availability.

9. Name of the Beneficiary: Amar Seva Sangam
Amount Allocated : Rs.16 Lakhs

Launching a village-based rehabilitation program

Amar Seva Sangam (ASSA) has been implementing a Village Based Rehabilitation Initiative (VBRI) since 2000, aiming to empower persons with disabilities in rural Tamil Nadu.

Chennai Port Authority contributed to this initiative by donating 20 laptops to ASSA. This support enhances the technological resources available for the VBRI, facilitating better data management, training and service delivery.

The collaboration between ASSA and the Chennai Port Authority exemplifies how strategic partnerships can enhance community-based rehabilitation programs, leading to improved outcomes for children with disabilities and their families in rural regions.



Impact of the CSR Projects

Impact assessment of these projects was made by Chennai Port Authority through personal interaction. It is understood that the Chennai Port Authority (ChPA) has significantly improved the lives of various communities through its CSR initiatives. The impact of these projects were reflected in several key areas

➤ **Education & Skill Development**

- i) Greater Chennai Corporation – New Classrooms at CGHSS
Enhanced infrastructure encourages higher enrolment rates.
- ii) Vivekananda Cultural Centre – Digital Literacy Labs
Many have gained access to computers, improving their digital skills and got opportunity for employment.

◆ **Healthcare & Child Welfare**

- i) Madras Medical College – Lecture Hall Upgrade
Higher-quality medical education results in better-trained healthcare professionals, ultimately improving learning and public health services.
- ii) Anganwadi Development
Healthier early childhood development reduces malnutrition and learning gaps later in life.

◆ **Public Safety & Infrastructure**

- i) Greater Chennai Traffic Police – Road Signage Installation
Will Improve road discipline and safety, benefiting thousands of daily commuters.
- ii) Water ATMs & Water Purification Plants (Buxar ke Ram Trust & Prajapitha Iswariya Vishwa Vidhyalay)
Improved public health and hygiene.

♦ Social Welfare & Mental Health

i) Amar Seva Sangam – Village Rehabilitation Program

Improved independence and employability for persons with disabilities.

ii) PENN Trust – Psychological Support Programs

Increased mental well-being and awareness, reducing stress and anxiety in marginalized communities.

Chennai Port Authority's CSR efforts are not just corporate obligations; they are life-changing interventions that are empowering communities, fostering education and improving livelihoods. The impact of these projects extends far beyond immediate benefits, ensuring long-term growth and sustainability for generations to come.

Global Recognition



In addition to the Activities under CSR, Chennai Port's diverse initiatives on key areas of community empowerment, such as education to underprivileged children and special children, healthcare, psychological and physical fitness, improving quality of life of the community, pollution and environmental concerns, besides several other activities has enabled us to make significant progress towards our mission to act as a catalyst for sustainable development for the community and environment protection. These efforts align with United Nations Sustainable Development Goals.

Recognizing its outstanding contributions, Chennai Port has been recognized as a global benchmark, becoming the first Indian port to receive the prestigious International Association of Ports & Harbors (IAPH) Sustainability Award in the Community Building category. This recognition, presented at the World Ports Conference in Hamburg, Germany, in October 2024, underscores Chennai Port's commitment to sustainable in shaping an inclusive, prosperous future for all.



ADMINISTRATION REPORT

GENERAL

1. PROGRESSIVE USE OF HINDI

The Hindi Cell of Chennai Port Authority (ChPA) demonstrated remarkable progress and commitment to the promotion of Rajbhasha (official language) during the year 2024–2025. Through a blend of consistent initiatives, collaborative events and recognized achievements, the Cell further strengthened the use and acceptance of Hindi across its administrative and employee circles.

1.1 Quarterly Hindi Workshops and Competitions (with Kamarajar Port Limited – KPL)

In alignment with the Annual Program of the Department of Official Language and under the guidance of TOLIC (Town Official Language Implementation Committee), the Hindi Cell organized Quarterly Hindi workshops and competitions in collaboration with Kamarajar Port Limited (KPL).

These sessions focused on:

- Practical Hindi training for drafting and noting.
- Workshops on technical terminology relevant to port operations.
- Competitions such as essay writing, Noting & drafting, Hindi singing and Newspaper reading programs.
- Joint participation by officers and staff from both ChPA and KPL, enhancing inter-organizational rapport.

1.2 Hindi Fortnight & Hindi Day Celebration (August–September 2024)

A vibrant Hindi Fortnight was celebrated from August 27 to September 9, 2024, in coordination with KPL.

Highlights included:

- Competitions: Newspaper reading, one-minute speech, song rendition, slogan writing, translation and technical Hindi word writing.
- Cultural activities involving employees and school children.
- Distribution of mementos to winners.

1.3 Hindi Training

Hindi Cell of Chennai Port Authority (ChPA) has taken consistent initiatives to enhance the usage of Hindi in official work by providing systematic Hindi training to officers and staff in accordance with the Official Language Policy of the Government of India.

Hindi training sessions are conducted periodically in collaboration with Central Hindi Teaching Scheme.

Employees are encouraged to enrol in structured language courses, such as Prabodh, Praveen, and Pragya to gradually improve their proficiency in Hindi.

During the year 21,09 & 02 Employees were trained in Prabodh, Praveen and Pragya Respectively.

Employees who successfully complete Hindi courses are eligible for the incentives as follows:

Prabodh: Rs.500/-

Praveen: Rs.500/-

Pragya : Rs.600/- Plus One-year advance increment in their respective time scale of pay.

These training efforts have significantly contributed to improving the confidence and ability of ChPA staff to carry out their official responsibilities in Hindi, thereby aligning with the goals of the Rajbhasha implementation program.

1.4 Children Incentives

At Chennai Port Authority, children of employees are encouraged to learn Hindi. Various cash incentives are offered for successfully completing courses from Pratham to Praveen levels through the Dakshina Bharat Hindi Prachar Sabha.

1.5 Incentive Scheme for writing more words in Hindi in the Official Noting and Drafting.

In Chennai Port Authority a cash incentive scheme is prevailing as follows:

In a calendar year i.e. from January to December, every year for writing 1000 words in Hindi Rs.250/- and for every additional 1000 words Rs.300/- will be granted.

1.6. Release of the 14th edition of Sagar Saloni, the in-house Hindi magazine.

During the Hindi Day celebrations, the 14th issue of 'Sagar Saloni', ChPA's in-house magazine was released. This publication serves as a platform to showcase literary contributions from employees and highlights the port's initiatives in promoting Hindi.

1.7. Awards and Recognition from TOLIC (PSUs)

ChPA's active participation in regional TOLIC events earned notable recognition:

- Second Prize for Best Implementation of Official Language Policy
- First Prize for Best Magazine
- Smt. S. Kumuda, Asst. Superintendent and Sri. M. Balraj, Hindi Translator received the Second Prize in Antakshari competition.
- Smt. S. Aruna, Sr. Asst. Secy, was felicitated for conducting a 5-day translation course.
- Training course to all the Hindi Staff of PSUs under TOLIC at Chennai Port Premises.
- Consolation prize in Drama Competition

1.8. Rajbhasha Course on iGOT Karmayogi Portal

On 09.05.2024, 30 employees completed the Official Language course via the iGOT Karmayogi portal and submitted their certificates.

1.9. EBS Implementation in Hindi-English

- E-office system provides bilingual access.
- Common terminology is available in both Hindi and English for easy reference.

1.10. Inspection of OL implementation

The Implementation of Official Language Policy is Inspected by Smt. Sangeeta Topno and Shri Rakesh Kumar, Department of OL, Ministry of Shipping and Waterways. The Inspection team appreciated the efforts taken by Chennai Port Authority for complying with the OL Policy.

1.11. Official Language Implementation Committee(OLIC)

The meeting of the OLIC are conducted regularly once in a Quarter.

Discussions will be made on the progressive of Hindi Language.

1.12. Leadership Involvement and Motivation

Shri Sunil Paliwal, IAS, Chairperson, Chennai Port Authority and Shri S. Vishwanathan, IAS Deputy Chairperson, played a key role by encouraging the use of Hindi in official work and participating in events. Their presence inspired staff to actively engage in Rajbhasha implementation.

This sustained effort throughout the year not only upheld the constitutional mandate but also promoted cultural integration, improved communication skills in Hindi among staff and earned recognition from official bodies.

2. DETAILS OF MARKETING EFFORTS

The marketing team is regularly organizing promotional activities to achieve the target and improve the port trade. The events conducted are furnished:

2.1 TRADE FACILITATION MEET

- Actively took Part in the Confederation of Indian Industry – CII SeAiRo Expo 2024 at Chennai Trade from 26.09.2024 to 28.09.2024 to showcase the facilities & services available at Chennai Port for Industries and Trade in South India.
- Participated in the 6th International Trade Fair and Conference on Wind- energy India 2024 hosted by the Indian Wind Turbine Manufacturers Association and PDA Ventures at Chennai Trade Center from 23.10.2024 to attract wide range of stake holders from the wind energy sector.
- A Theme “**Voyage to Innovation and navigating the future**” a Maritime Conclave 2025 was organized at ITC Grand Chola on 05.11.2024 to assess India's Current maritime capabilities and to identify key challenges and opportunities
- Actively participated in the Russia India Business forum at Mumbai on 11.11.2024 to address current issues in the bilateral economic times between India and Russia.
- Visit of 3 member delegation of HD KSOE to India from 16.12.2024 to 20.12.2024 (on day at Chennai on 16th Kochi, Mumbai & New Delhi) to promote and invest in Ship Building Industry in India.
- Chennai Port Participated in the Chennai Trade Fair organized by the Govt. of Tamil Nadu from 11.01.2025 to 20.03.2025 by exhibiting / showcasing various new facilities developed and services extended by the Chennai Port
- Chennai Port hosted in the Cargo Connexion conclave 2025, 5th edition held at Coimbatore, Tamil Nadu organized by M/s. Sea Trade on 07.02.2025 as a business promotional activity.

2.2 INTERACTIVE SESSION / MEETING

- An interactive session with stakeholders of containerized cargo was organized on 04.07.2024 to Operationalize Eastern Maritime corridor.

2.3 Concessions extended

The following are the concessions extended to various customers:

2.3.1 Upfront Concession in VRC as per scheduled Scale of Rates on each vessel call for container vessels.

1. 15% concession upfront for all Coastal Container vessels

2. Concession in VRC for EXIM Container Vessels on upfront basis as follows:

GT of vessel	TEUs per Voyage			
	1 to 2000	2001 to 4000	4001 to 6000	6001 & Above
Upto 20,000 GT	25%	30%	30%	30%
20,001 to 40,000 GT	30%	35%	35%	35%
40,001 to 60,000 GT	30%	35%	40%	50%
60,001 GT & Above	35%	40%	50%	60%

2.3.2 Concession in VRC for coastal Vessels carrying Coastal Transshipment and EXIM Laden Transshipment containers

- Upfront concession of 70% in VRC for coastal vessels carrying 100 TEUs or more of EXIM laden Transshipment Containers per voyage.
- Upfront concession of 50% in VRC for coastal vessels carrying either 100 TEUs of Coastal laden Transshipment Containers or 100 TEUs of combined EXIM and Coastal laden Transshipment Containers.

Coastal Container ships, carrying transshipment containers can avail any one of the above concessions and no other concessions for coastal vessels can be availed along with this concession.

- Concession for foreign vessels carrying 100 TEUs or more of EXIM laden Transshipment containers on each of its voyage – 5% additional concession upfront on Vessel Related Charges of Chennai Port's Scale of Rate (SoR) along with the existing VRC concession.

2.3.3 10-year Concession - Memorandum of Agreement (MoA) with M/s. Hyundai Motors India Ltd. (till 2028) & M/s.KIA Motors (till 2029)

Memorandum of Agreement (MoA) with M/s. Hyundai Motors India Ltd (HMIL) & M/s.KIA Motors (KIA) for period of 10 years has been signed offering Concession in Vessel and Cargo Related Charges for export of Completely Built Car Units through Chennai Port by Ro-Ro vessels.

Significant Features are:

- Concession on Wharfage ranging from 50% to 70%.
- Concession on Vessel Related Charges from 10% to 30%
- Hassle free documentation at the time of moving cars into the port

ChPA shall provide :

- Priority Berthing
- Paved storage area for staking of Cars based on committed volumes
- Free storage for 20 days

2.3.4 Concession for Cruise vessels

The MoPSW, vide letter No. SW-15011/2/2020 -Cruise Section dt. 24th July 2024 informed that it has been decided by the Competent Authority to extend the ongoing rationalization of tariff for Cruise Vessels from 01.10.2024 up to 30.09.2025. The extensions of further period will be reviewed if required.

- i. Cruise Tariff for a Cruise Ship shall be recovered @ \$ 0.085 per GRT (fixed rate) and \$ 6 per passenger (Head Tax) for the first 12 hours of stay.

- ii. Fixed charge of \$ 0.0175 per GRT per hour on Cruise Ships for the period beyond 12 hours of stay of cruise ship at berth shall be levied.
- iii. Volume Discounts to Cruise Ships shall be given as under:
Up to 10 calls per year – No rebate,
(a) From 11 calls to 35 calls per year – 10% rebate,
(b) From 36 calls to 70 calls per year – 15% rebate,
(c) Above 70 calls per year – 20% rebate.

3. DEVELOPMENTAL PROJECTS

A. PPP PROJECTS

1. Leasing of boat basin / timber pond to ICG for berthing infrastructure, pollution response team and slipway at Chennai Port.

During 2015, ICG evinced interest to develop Dry-Dock facility through their own funds on long term lease basis and in April 2019, ICG informed that MoD sanctioned the project of leasing of Timber Pond / Boat Basin area from ChPA for the period of 99 years. ICG remitted Rs.453.63 Cr. towards part payment of Upfront premium. ChPA insisted ICG to remit the difference in Upfront premium and SD amounting based on the prevailing G-Sec rate as on September 2019.

Based on request of ICG for 25% concession of the Upfront Premium, ChPA with the Board approval, vide B.R. No.130 dated 17.12.2021 and MoPSW approval, conveyed its consent to ICG, for granting 25% concession on the upfront Premium for 99 years lease and Waiver of Security Deposit & also to remit the balance amount of Rs.162,88,82,800/- (incl. GST). However, ICG has not remitted the balance amount till date. ChPA is continuously pursuing with ICG to remit the above said balance amount for earlier execution of SLA and LoA.

Meanwhile, during March 2025, ICG has requested ChPA to forward a revised proposal by calculating the lease period proportionately to the amount already remitted by ICG, with prevailing concession, which is under examination by Chennai Port.

2. Setting up a dedicated facility at Bharthi Dock Berths I & III (Berth No:26B & 27B) to handle POL/other liquid cargo for a period upto 30 years on Captive basis:

BD I and BD III berths are presently being utilized by M/s.CPCL and M/s.IOCL for handling crude and POL and M/s.CPCL showed interest in taking up these berths on Captive Basis. Hence, this proposal was identified for Asset Monetization.

However, later CPCL informed that as these berths were constructed way back in 1972 and 1987, these berths can be taken up only after carrying out rehabilitation works. Action is being initiated to invite tender for "Rehabilitation Works" as per the report submitted NTCPCW on 31.03.2025.

Subsequently, during the Review meeting convened by JS (Ports), through VC on 18.01.2024, to review the "leasing of Berth 26-B (BD-I) and Berth No:27-B (BD-III) of Chennai Port to Port Dependent Industries on Captive Basis", Chairperson, ChPA informed that as the berths are very old, action is initiated to undertake the rehabilitation of both the berths and this process will take a long period of time.

Further, CPCL being the major operator of the berths has no expansion plans beyond the current capacity of 10.05 MTPA of their Refinery in Chennai in the near future and there is no proposal to increase their cargo handling beyond their current levels of 12 MTPA for both the berths. In addition, no one showed interest to take up these berths other than CPCL / IOCL. Hence, it was proposed to drop the proposal of Leasing of BDI and BD III on Captive / PPP Basis.

Following which, a letter was addressed to the Ministry vide ChPA letter dated 11.03.2024 and 19.05.2025 to remove the said project from the list of Chennai Port Projects identified for Asset Monetization.

3. Development of Multimodal Logistics Park at Mappedu:

MoRT&H approved the Management model for implementation of "Establishment of Multimodal Logistics Parks (MMLP)" through PPP mode, by forming an SPV with Stakeholders viz., National Highways Logistics Management Limited (NHLML), Chennai Port Authority (ChPA), Tamil Nadu Industries Development Corporation Limited (TIDCO) & Railway Vikas Nigam Limited (RVNL) as equity partners. The MMLP infrastructure is to be developed by a private developer. NHLML is the implementing agency through SPV, "CHENNAI MMLP PRIVATE LIMITED". The Estimate cost of MMLP is Rs.1423.50 Cr. (including Rs.782.58 Cr. to be invested by the Concessionaire).

MoU and 1st Supplemental MoU were executed among the Stakeholders on 12.10.2021 & 24.05.2022 respectively. Foundation Stone laid by the Hon'ble Prime Minister on 26.05.2022.

The total area for development of MMLP is 180.69 acres, which comprises ChPA's leasehold land of 120.46 acres at Mappedu, which was leased from SIPCOT; balance required land acquired with the assistance of TIDCO/GoTN for Parcel-I-36.23 acres; under acquisition for Parcel – II- 24 acres for railway yard.

Letter of Award (LoA) issued to the Concessionaire, M/s Reliance Industries Limited, Navi Mumbai, on 11.11.2022 for "Development, Operation and Maintenance of the Multimodal Logistic Park at Mappedu on DBFOT basis"; Concession Agreement executed between the SPV, Chennai, MMLP Private Limited and the Concessionaire, M/s Reliance Industries Limited on 26.12.2022; Period of Project is 45 years (including the construction period from the Appointed Date); Appointed date notified as 15.02.2024.

The Development of MMLP will be implemented in 3 Phases:

- Phase - I: 2 years from the Appointed Date i.e. February 2026;
- Phase - II: 10 years from the Appointed Date i.e., February 2034;
- Phase – III: 15 years from the Appointed Date i.e., February 2039.

The Concessionaire has commenced the construction of Warehouse complexes under Phase I development.

B. MAJOR ROAD CONNECTIVITY PROJECTS

1. New Four Lane Elevated Road from Chennai Port to Maduravoyal (Under GatiShakti Initiatives):

The Elevated road project from Chennai Port to Maduravoyal was formulated in 2007 to provide direct connectivity from Chennai Port to hinterland through NH4 without interfering with City roads. The project awarded under BOT model commenced during 2011 was stalled due to intervention of GoTN during March 2012. After continuous pursuance of MoPSW & ChPA, the GoTN issued NoC for the revised alignment with certain conditions. As a continuous follow up actions, NHAI vide letter dated 23.07.2020, informed that their Competent Authority has given approval to take up the project on EPC mode.

The Project is structured as Double Deck Elevated Road with 13 Entry / Exit ramps, which Tier I for local city vehicles and Tier II dedicated for Port bound vehicles. The length of the road is 20.935 km having width of 4 lanes. The total Capital cost of the project is Rs.5510 Cr. This Project is included under National Infrastructure Pipeline (NIP) projects. An MoU was entered among

NHAI, GoTN, ChPA and Indian Navy on 16.05.2022 in the presence of the Hon'ble Chief Minister of Tamil Nadu and the Hon'ble Minister of State for Road Transport & Highways. Foundation stone laid on 26.05.2022 by the Hon'ble Prime Minister of India. Environment Clearance was obtained on 17.04.2023.

The Project proponents are NHAI, ChPA and GoTN; NHAI is the implementing agency, has awarded the work in four packages (I to IV) on EPC mode on 31.07.2023, to M/s J.Kumar Infra Projects Limited in JV with AzVirt Limited Liability Company, Mumbai (Pkg I & IV) & M/s. J.Kumar Infra Projects Limited (Pkg II & III). The Contract agreement signed on 11.09.2023 and appointed date declared w.e.f 23.11.2023. The scheduled period of completion is May 2026. The work is in progress in all four packages.

C. OTHER MAJOR PROJECTS

I. COMPLETED PROJECTS:

- 1. Development of Buffer Parking Yard for Trailers / Trucks at the Backup area of berth No.24B (BD II) In Chennai Port: Est. Cost: Rs.52.85 Cr. (Civil works – Rs.46.15 Cr. and Mechanical and Electrical works – Rs.6.7 Cr.) (Under Gati Shakti Initiatives) (Sagermala funded Project Grant of Rs.39.42Cr.)**

Development of Buffer Parking Yard for trailers / trucks at the backup area of Berth No.24B (BD II), erstwhile Ore Berth, in an area of about 84000 sq.m. including Storm water drain-cum-cable chase providing facilities, such as Dormitory, Toilets & Bathing for drivers, Canteen, Office space, Area earmarked for DPE boxes examination, Reefer points, Repair Work Station for the container trailers/trucks, ATM facility, Illumination, High Mast towers, CCTV cameras, RFID, scientific allotment of slots for parking, Gate Appointment System – Integration with terminal operator – software, etc.

LoA issued for Civil works on 25.01.2023 at a value of Rs.32.69Cr. and additional quantities / works are awarded to the same Contractor at a cost of Rs.6.69Cr. Yard work completed and Inaugurated by the Hon'ble Prime Minister of India on 28.02.2024. Additional works are completed on 28.02.2025.

- 2. Renewal of Existing Diamond Crossing with 60 kg CMS Diamond crossing and Direct entry to center yard and CONCOR yard to center yard to avoid Double handling and Electrification of Railway lines as top wiring for engine on load concept at western yard I&II and full wiring to center yard-II through IPRCL. (Under Gatishakti Initiatives) Project cost Rs.7.22 Cr.**

ChPA issued LoA to IPRCL on 24.01.2023 for preparation of Detailed estimate and Project management Consultancy (PMC). Work completed on 28.02.2025.

- 3. Construction of Sewage Treatment Plant of capacity 90KLD at EE(C)CDI Division office premises. (Project cost Rs.1.57Cr.)**

Lump sum Rate contract for Survey, Investigation, Design Construction of Sewage Treatment of Plant of 90KLD Capacity on Advanced MBBR Technology with PVA Gel Media to EE(CD)I Civil Maintenance Office Premises and Testing commissioning and Operation of Sewage Treatment Plant for further 5 years for Chennai Port Authority" was constructed to reuse of Waste water collected after treatment for other than potable purposes like horticulture/ Plantation works, works, sprinkling of water on roads for suppression of dust, minimize the air pollution level at ChPA. STP 90KLD meet out the requirement of environmental standards including pre-requisite obligation for obtaining ISO 14001-2015(EMS) Certification for Chennai Port Authority.

LoA issued on 20.01.2023 at a value of Rs.1Cr. Work completed on 12.01.2025. The Operation and Maintenance (O&M) period for 5 years has commenced from 17.01.2025.

4. **Risk and Cost contract for Completion of Balance Civil works of Removing the Damaged ACC sheet and replacing with non – Asbestos Corrugated Roofing sheet at E1 & E4 Warehouse in EE© CD I Division. (Est.Cost: Rs.2.40 Cr).**
LoA issued on 27.05.2024. Work completed on 06.12.2024. Total Project cost Rs.5.32Cr.
5. **Risk and Cost contract for Completion of Balance Civil works of Removing the Damaged ACC sheet and replacing with non – Asbestos Corrugated Roofing sheet at JD I, JD III, JDV(North) in EE(C) CD I Division. (Est.Cost: Rs.1.95 Cr).**
LoA issued on 15.05.2024. Work completed on 21.02.2025. Total Project cost Rs.4.41 Cr.
6. **Risk and Cost tender for Completion of Balance Civil works of Replacement of Damaged ACC sheet roofing in Centre Berth, WQ III Transit Sheds with Non ACC sheet roofing, replacement of damaged flooring and renovation works in Centre Berth, WQ III and WQ IV Transit Sheds. (Est. Cost: Rs.2.65 Cr)**
LoA issued on 15.03.2024 at a value of Rs.3.15 Cr. Work completed on 20.04.2025. Total Project cost Rs.6.80 Cr.
7. **Strengthening of Northern & Eastern Breakwater in casting & placing of Tetrapods (Project. Cost: Rs. 3.08 Cr.)**
LoA issued on 09.03.2024 at a value of Rs.2.25Cr. Work completed on 22.11.2024.
8. **Providing cable chase from Gate No.1 to Gate No.4 in Chennai Port. (Project Cost : Rs. 3.43 Cr.)**
LoA issued on 27.10.2023 at a value of Rs.2.47 Cr. Work completed on 19.10.2024.
9. **Construction of Rest shelter cum Entrance Arch accommodating RFID Baggage scanner etc., at Gate no.7 in Chennai Port. (Project cost Rs.1.61 Cr)**
LoA issued on 13.12.2023 at a value of Rs.1.19 Cr. Work completed and Inaugurated by Chairperson ChPA on 16.02.2025.
10. **Repair works of NQ wharf and renovation of Marine rest shelter building - Leasing of NQ berth to DRDO (Defence Research & Development Organization) on long term basis for berthing technology demonstration vessel, (Project cost Rs.1.19 Cr)**
LoA issued on 03.08.2023 at a value of Rs.68.47 Lakhs. Work completed on 24.12.2024.
11. **Contract for improvement works to the existing primary school building at TH Colony. (Project cost Rs.1.71 Cr.)**
LoA issued on 24.02.2024 at a value of Rs.1.57 Cr. Work completed on 30.08.2024. and Inaugurated on 30.08.2024.
12. **Repairs to JD entrance walls including removal of caisson protruding into the Entrance Channel at Chennai Port. (Project cost Rs.5.63 Cr.)**
LoA issued to M/s. Rapid Cutting Technologies India Pvt. Ltd., on 19.12.2024 at a value of Rs. 2,76,99,600/- work completed on 21.02.2025.
13. **Providing 50KPD Bio gas plant at adjacent to ADM office canteen for Food / Vegetable/ Kitchen waste from ADM office canteen, Hospital, etc of ChPA including maintenance for a period of 2 years. (Project cost Rs.2.60 Lakhs.)**
LoA issued on 05.11.2024 at a value of Rs.2.26 Lakhs. Work completed on 10.02.2025. O&M started from 21.04.2025.

14. Construction of Anchor Display structure at Old Administrative offices premises. (Project cost Rs.13Lakhs.)

LoA issued on 22.01.2025. at a value of Rs.10.64Lakhs. Work completed on 11.04.2025 and Inaugurated on 14.04.2025.

15. Providing and installing of Effluent Treatment plant for Treating Liquid Bio-Medical waste from ChPA Hospital laboratory & Providing GI sheet shed for ETP. (Project cost Rs.8 Lakhs.)

LoA issued on 09.09.2024 at a value of Rs.5,79,820.32. Work completed on 02.05.2025.

II. ONGOING PROJECTS:

1. Construction of Four EXIM Godowns and development of concrete roads around the EXIM Godowns in Chennai Port (Project. Cost: Rs.73.91 Cr.)

It is proposed to construct 4 EXIM Godowns (18,000 sq.m) including construction of Retaining wall, Road around the building, Electrical substation with cable chase, Electrification / Illumination facility, Roof top Solar panel over Godowns. Board approved the estimate sanction vide BR No.31/2023-24 dated:09.05.2023. LoA issued on 25.10.2024, at a value of Rs.43.91 Cr. (for civil works). Foundation stone laid by the Hon'ble Minister of PS&W on 04.11.2024. Work in progress. Scheduled completion by May 2026.

2. Development of Paved storage yards (Phase-II) (Project Cost: Rs.63.34 Cr.)

Development of Paved storage yards at Southern Side of Marshalling yard (65,600 M2), JD (East) – 32,700 M2 approved by Board vide BR.no.111 of 2024-25. LoA issued to M/s. JKG Infratech Private Ltd. Delhi on 03.02.2025 at a cost of Rs.36.91 Cr. work in progress. Scheduled completion by May 2026.

3. Improvements to Existing Cruise Terminal at Chennai Port (Project Cost: Rs.22.04 Cr.)

NBCC was entrusted to carry out the work on deposit work basis, for which MOU signed between ChPA and NBCC on 14.03.2024. Admin approval obtained on 07.02.2025. NBCC has requested to release the 10% of initial deposit amount as per MoU on 17.02.2025. Accordingly, an amount of Rs 2,01,73,929/- has been released on 13.03.2025 through NEFT/ RTGS. Work awarded on 20.03.2025 for a value of Rs.19,63,98,082.25. Work in progress. Scheduled completion by October 2025.

4. Development of Seafarers Club (Project Cost: Rs.22.04 Cr.)

NBCC was entrusted to carry out the work on deposit work basis, for which MOU signed between ChPA and NBCC on 14.03.2024. Admin approval obtained on 21.02.2025. NNBCC has requested to release the 10% of initial deposit amount as per MoU on 17.02.2025. Accordingly, an amount of Rs. 64,25,113/- has been released on 13.03.2025 through NEFT/ RTGS. Work awarded on 09.04.2025 for a value of Rs.5,10,07,498.94. Work in progress. Scheduled completion by December 2025.

5. Construction of storm water drain, sewage drain, peripheral compound wall, renovation of OHTs with pump rooms, supplying and fixing of name board, laying of kerb stone laying and other repair works at THC. (Project Cost: Rs.5.79 Cr.)

Contract awarded on 04.01.2024 at a value of Rs.4.30 Cr. Work completed in June 2025.

6. Renovation & Restoration of old hydraulic Power house as a heritage building (Deposit work) (Project Cost: Rs.5.25 Cr.)

Chairperson's approval has been obtained on 30.01.2025 to award the work on Nomination basis to TN PWD at a value of Rs 5.25 Cr. LoA issued on 03.02.2025. An amount of Rs.5.25 Cr. released to TNPWD on 15.04.2025. Work is in Progress.

7. **Construction of LLR having capacity of 1,00,000 litres in the rear side of Industrial canteen and Renovate the existing OHT situated in 'B' Coy Building. (Project Cost Rs.44.50Lakhs)**

LoA issued on 18.11.2024 at a value of Rs.30,42,197/- Work in progress. Expected completion by November 2025.

8. **Providing and fixing cell type fender at BDII (Project Cost Rs.1.65 Cr.)**

LoA issued on 25.09.2024. Work completed on 09.06.2025.

9. **Providing of Toilet block near Gate No.6, 7(near Railway crossing) and along the coastal road in EE (C) CD-I division (Project Cost Rs.0.65 Cr.)**

LoA issued on 12.06.2024. Work completed on 25.06.2025.

10. **Providing new dog legged stair case and strengthening the structural members to the existing OHT near timber bond at South Quay-I road in EE@CD-I division (Project Cost Rs.0.65 Cr.)**

LoA issued on 25.01.2025. Work completed on 19.08.2025.

11. **Providing semi modular kitchen work at A,B,C,D,E,F blocks, HD1,HD2,HD3,HD4 and HD5 blocks of Chennai port Authority officers quarters near Napier Bridge. (Project Cost Rs.0.95 Cr.)**

LoA issued on 04.03.2025 for the value of Rs.94,71,719.79. Work in progress. Scheduled completion by November 2025.

12. **Augumentation of Fire Fighting System at Oil Dock:**

The Fire Fighting System at Oil Dock BD-1 & BD-3 is being upgraded to meet OISD Standard 156 of 2017 at an estimated cost of Rs.35.41 Crores. An expenditure of Rs.4.42 Crores has been incurred during 2024-25. IOCL has invited tender and subsequently LoA has been issued to M/s. Surabi Pile foundation and Geo Technics Pvt.Ltd on 11.08.2025 for construction of fire fighting pump house and the work is under progress.

III. FUTURE PROJECTS.

1. **Development of Internal Road Network at Chennai Port for effective entry and evacuation of cargo. (Tentative Project. Cost: Rs.390 Cr.)**

Chennai Port will be a major beneficiary on completion of the Elevated Road connecting Chennai Port and Maduravoyal; hence, the Port will be compelled to have a permanent and solid Internal Network Facility to attract more cargoes and for their speedy movement. Accordingly, Chennai Port appointed a Technical Consultant, M/s L&T Infrastructure Engineering Ltd. Chennai, for preparation of Detailed Project Report for "Development of Internal Road Network at Chennai Port for effective entry and evacuation of cargo" on 08.08.2023 and the agreement was signed on 12.09.2023.

The Final Detailed Project Report was submitted by the Consultant, M/s. Assystem India Limited during February 2025, which recommends the implementation of the Internal Road Project in three phased manner and the total Project cost amounts to Rs.390 Cr and for invitation of Tender, Engineering, Procurement and Construction (EPC) is preferred option for execution of the said proposal. Chennai Port is pursuing with the MoPSW for funding under Bharatmala Scheme, for implementing of the above proposals.

2. Strengthening and widening of JD entrance wall (Project. Cost: Rs.154.60 Cr.)

ChPA forwarded a letter to Ministry on 15.03.2024 requesting to place the project "Strengthening and Upgradation of JD Entrance walls at Chennai Port" at an estimated cost of Rs.154.60 Cr. (including GST) for appraisal of the Delegated Investment Board (DIB) along with DPR for their consideration and approval of Ministry.

Meeting of Delegated Investment Board (DIB) held under the Chairmanship of Secretary (Ports, Shipping, and Waterways) on 25-10-2024, in Hybrid Mode. DIB approval was obtained from Ministry on 16.12.2024. NIT issued on 03.01.2025. Tender opened on 04.03.2025. Single offer received. Evaluation in progress.

3. Repair and Strengthening of existing revetment behind coastal berth (approx. length of 850m) at Chennai Port (Project. Cost: Rs.57.19 Cr.)

LoA issued on 18.08.2025. Work is in progress. Scheduled completion by March 2027.

4. Rehabilitation of oil jetties 26B (BDI) and 27B (III) with allied buildings and new pipeline trestle in Bharathi dock at Chennai port. (Project. Cost: Rs.25.34 Cr.)

NTCPWC has submitted final report with BOQ on 15.02.2025. Under Tendering stage Technical bid opened.

4. MUTATION OF ALL LAND RECORDS

The Mutation of Land records have been taken up and after persuasion with the Govt. of Tamil Nadu, Revenue Department, the Patta, PLR extract & FMB sketches are obtained for the surveyed land area of 425 acres out of 456 acres of surveyed land area. This apart, a detailed land survey was conducted by the Govt. of Tamil Nadu Revenue Department during 2023 and 545 acres of land and water was Re-notified under section 6(1) in the Chennai District Gazette on 04.08.2023 and mutation (name correction) for the 33.52 acres of land, which name to be corrected as "Chennai Port Authority" has to be processed by Chennai District Collectorate. Mutation of land records is under process for this land area at the Govt. of Tamil Nadu. However, the entire land is under possession of Chennai Port Authority and protected by peripheral compound wall.

5. GREEN PORT INITIATIVES:

Preparation of Monitoring and testing of Ambient Air quality, Marine water, Potable water and Noise level at ChPA periodically.

Construction of Sewage Treatment Plant of 40KLD capacity at ChPA has been completed on 21.03.2023. The Operation & Maintenance (O&M) is in progress for further period of 5 years from 14.06.2023 to 13.06.2028.

Construction of Sewage Treatment Plant of 90KLD capacity at ChPA has been completed on 18.11.2024. The Operation & Maintenance (O&M) for further period of 5 years is in progress from 17.01.2025 to 16.01.2030

Proposal for setting up of STP having 120KLD capacity at Tondiarpet colony and 100 KLD capacity at Rajaji Salai at ChPA are under examination.

Environmental Management System

- ◆ Monitoring and testing of various Environmental parameters at ChPA as per various statutory guidelines from time to time.
- ◆ ISO 14001-2015 Certification issued to the ChPA with validity up to 04.04.2026.
- ◆ Submission of compliance reports of conditions stipulated in Environmental Clearance accorded for the ChPA's projects.
- ◆ Coordination with the respective authorities of TNPCB, CPCB and MoEF & CC pertaining to ChPA Projects from time to time.

- ◆ Obtained Renewal Consent to operate to entire port facilities of 18 berths including Canteen and Heavy Work shop for Chennai Port Authority from TNPCB with the validity up to 31st March 2027.
- ◆ Obtaining CRZ clearance from DCZMA, TNSCZMA from Govt. of Tamil Nadu and MoEF & CC, Govt. India, New Delhi for the ChPA's projects whenever necessary.
- ◆ Obtaining of renewal consent to the ChPA Hospital periodically.
- ◆ Road sweeping machine is being used to maintain the ChPA roads and yards including wharves.
- ◆ Planting of Tree saplings under the scheme of Green Port Initiative for 13583 Nos completed. Area of Plantation 12% of total Port area.
- ◆ Fog cannon machine is engaged to maintain the ChPA roads and yards including wharves regularly.
- ◆ Installation of 50KPD Biogas plant adjacent to ADM office canteen of ChPA has been completed on 10.02.2025. The Operation & Maintenance (O&M) for the further period of 2 years i.e. from 21.04.2025 to 20.04.2027.
- ◆ Installed the Effluent Treatment Plant (ETP) at Chennai Port Authority Hospital.

6. SWACHH BHARATH ABHIYAN (SBA)

- ◆ Swachh Bharath Abhiyan (SBA) or Swachh Bharath Mission (SBM) was officially launched on 2nd October'2014 at Rajghat, New Delhi by Hon'ble Prime Minister of India Shri. Narendra Modi.
- ◆ Chennai Port is also implementing SBA since 2016 to improve the Port premises to keep clean and neat by carrying out various activities identified under 22 major heads by Ministry of Shipping.
- ◆ The activities include Cleaning Wharf, Cleaning and Repairing of Sheds & Port roads, Modernising all toilet complexes in operational area, Painting & White washing all office buildings, Removing unnecessary vegetation etc.,
- ◆ Chennai Port utilized a sum of
 - i) Rs.731 lakhs (Including the grant of Rs.329 lakhs) for FY 2016-17
 - ii) Rs.340.32 lakhs (Including the grant of Rs.200 lakhs) for FY 2017-18
 - iii) Rs.179.29 lakhs (Including the grant of Rs.200 lakhs) for FY 2018-19
 - iv) Rs.271.05 lakhs for FY 2019-20, and grant not received from MoS
 - v) Rs.132.86 lakhs for FY 2020-21, and grant not received from MoS
 - vi) Rs.201.60 lakhs (Provisional) for FY 2021-22, and grant not received from MoS
 - vii) Rs.228.68 lakhs for FY 2022-23.
 - viii) Rs.223.20 lakhs (Provisional) for FY 2023-24.
 - ix) Rs.157.18 lakhs for FY 2024-25.

Chennai Port is implementing Swachh Bharath Abhiyan (SBA) to improve the Port premises to keep clean and neat by carrying out various activities at Chennai Port Authority for all Saturdays.

Chennai – 600 001.

**CHAIRPERSON
CHENNAI PORT AUTHORITY**



Strengthening India's Maritime Infrastructure



Launching Goods Shed Facility at Jolarpet, Tamil Nadu



CHENNAI PORT AUTHORITY

PART – II

STATISTICS OTHER THAN ACCOUNTS

2024-25



CHENNAI PORT AUTHORITY

STATISTICS OTHER THAN ACCOUNTS

TABLE NO.	CONTENTS	PAGE NO.
1A	Topography of the Port	65
1B	Storage Capacities	66
1C	Berth Particulars	67
1D	Floating Crafts	68
1E	Cargo Handling Equipments	69
2A	Total Import Traffic	70
2B	Total Export Traffic	71
2C	Commoditywise traffic handled during the last five years	72
3	Flagwise Distribution of Import Cargo	73
4	Distribution of Import Cargo Handled	75
5	Distribution of Export Cargo Handled	76
6	Number and Type of Containers Handled	77
7A	Number and Size of Ships	78
7B	Operational Statistics For The Last Five Years	79
8	Performance of Ships	80
9	Distribution of Pre-berthing Delay	81
10	Distribution of Non-working time at Berth	82
11	Berth Occupancy	83
12	Availability of Cargo Handling Equipments	84
13	Utilisation of Cargo Handling Equipments	85
14	Cargo Handling Productivity	86
15	Tare weight of Containers	87

STATISTICS OTHER THAN ACCOUNTS

TABLE NO.	CONTENTS	PAGE NO.
16	Commodity-wise Export Cargo Received	88
17	Commodity-wise Import Cargo Despatched	89
18	Employment at Port	90
19	Particulars of Accidents	91
20	Financial Indicators	92
21	Capital Expenditure of Plan Schemes	93



CHENNAI PORT AUTHORITY




TABLE NO. 1(A)
VITAL PORT STATISTICS
TOPOGRAPHY OF THE PORT

Location		Entrance Channel		Turning Circle		Type of Dock/Port
Latitude	Longitude	Length (Mtrs.)	Minimum Depth (Mtrs.)	Minimum Width (Mtrs.)	No.	Diameter (Mtrs.)
13° 06' N	80° 18' E	About 7000 m.	Inner channel 18.6 m. below CD	Gradually increases from 244 m. to 410 m. at the bent portion then	1 (Outer Harbour)	560
			Outer channel 19.2 m. below CD	maintains a constant width of 305 m.		All weather artificial harbour with one outer harbour and one inner harbour with a wet dock and round the clock navigation facilities.

TABLE NO. 1 (B)
VITAL PORT STATISTICS
STORAGE CAPACITIES AT PORT

Type	Dry storage Accommodation				Liquid Storage tanks				Container		
	Number	Area (Sq. Mtrs.)	Location		Capacity (Kls / Tonnes)	Type of Cargo	Number	Location Inside Outside Port	Capacity / Area (Sq. Mtrs.)	Remarks	
			Inside	Port / Outside Port							
A) PORT OWNED											
a) Covered											
i) Transit shed	4	12131	Inside Port	-	-	-	-	-	-	1.WQ-III,2.WQ-IV,3.Centre Berth,4.Hazardous cargo shed.	
ii) Ware Houses / EximGodowns	16	60602	Inside Port	-	-	-	-	-	-	1.JD-I, 2.JD-III, 3.JD-V(N), 4.JD-V(S), 5.M1,6.M2,7.E1,8.E4, 9.Chokani shed (N), 10.Chokani shed (E), 11.Old MSD, 12.Spare Parts Ward 1&2 13.Spare Parts Ward 3&4, 14. Western shed,15. Exim Godown(E) 16.Exim Godown (W)	
Total Covered Area		72733									
b) Open	-	1333415	Inside Port	-	-	-	-	-	-		
B) AREA ALLOTTED & VACANT											
a) Covered											
i) Transit shed	-	1710	Inside Port	-	Inside Port	-	-	-	-		
ii) Ware Houses	-	19466	Inside Port	-	Inside Port	-	-	-	-		
iii) Vacant Area	-	51557	Inside Port	-	Inside Port	-	-	-	-		
Total Covered Area	-	72733	Inside Port	37	Inside Port Area I	188128.00	Edible Oil, CBFS, Fuel oil	-	-		
b) Open											
i) Allotted Area	-	271197	Inside Port	47	Inside Port Area IV	150434.00	Phosphoric Acid,Edible Oil, Non Hazardous	-	-		
ii) Vacant Area	-	496689	Inside Port	-	Inside Port	-	'liquid Cargo	-	-		
iii) Other open area Transit - 303235 Long Term Lease/ Licence - 565528.60	-	565529	Inside Port	-	Inside Port	-		-	-	Coast Guard: 1660 sq.m, CONCOR: 13750 sq.m, Indian Navy: 3253.60 sq.m, Customs: 20000 sq.m, CCTPL: 250700 sq.m, CITPL: 276165 sq.m.	
iv) Total open Area	-	1333415	Inside Port	-	Inside Port	338562.00					

TABLE NO. 1(C)
VITAL PORT STATISTICS
BERTH PARTICULARS

Sl. No.	Berth	Type	Rated Capacity (MTPA)	Capacity at Desired occupancy (MTPA)*	Draft In (Metres)	Quay Length (Meters)	Remarks
DR. AMBEDKAR DOCK :							
1	19A - NQ	Passenger/General/Liquid Bulk	1.0	0.7	8.50	198.00	11 M upto 795 M & 9.5 M upto 810 M
2	18A - WQ-1	General/RO-RO/Liquid Bulk	1.4	0.9	11.00	170.60	
3	17A - WQ-2	General/RO-RO/Liquid Bulk	1.5	1.0	12.00	170.60	
4	16A - CB	General/Food Grains	2.2	1.5	12.00	170.60	
5	15A - WQ-III	General/Food Grains	2.7	1.9	12.00	170.60	
6	14A - WQ-IV	General/Passenger	2.7	1.9	11.00	170.60	
7	13A - SQ-1	General/Dry Bulk	2.6	1.8	9.50	246.60	
8	6A - SQ-II	General/Dry Bulk/Liquid Bulk	1.4	1.0	9.50	179.00	
JAWAHAR DOCK :							
9	12J - JD-1	Dry Bulk/General	4.2	2.9	12.50	218.33	
10	11J - JD-3	Dry Bulk/General	4.3	3.0	13.00	218.33	
11	10J - JD-5	Dry Bulk/General	3.1	2.2	13.00	218.33	
12	07J - JD-2	Dry Bulk/Liquid Bulk/General	4.4	3.1	14.00	218.33	
13	08J - JD-4	Dry Bulk/Liquid Bulk/General	2.8	2.0	14.00	218.33	
14	09J - JD-6	Dry Bulk/Liquid Bulk/General	3.3	2.3	12.50	218.33	
BHARATHI DOCK :							
15	26B - BD1	POL	6.7	4.7	14.60	355.65	17.0 M during High Water
16	24B - BD II	POL/Other Liquid	2.8	2.0	16.50	382.00	
17	27B - BD III	POL	25.7	18.0	16.50	307.10	
CHENNAI CONTAINER TERMINAL PVT LTD (TERMINAL - I)							
18	20B - CTB 1	Containers			13.40	200.00	
19	21B - CTB 2	Containers	31.3	26.5	13.40	200.00	
20	22B - CTB 3	Containers			13.40	200.00	
21	23B - CTB 4	Containers			15.00	285.00	
CHENNAI INTERNATIONAL TERMINAL PVT LTD (TERMINAL - II)							
22	5A - SCB 1	Containers			15.00	275.00	Port side alongside from 12.5 mtrs onwards
23	4A - SCB 2	Containers	29.5	25.1	15.00	270.00	
24	3A - SCB 3	Containers			15.00	287.00	
New Berth at Bharathi Dock							
25	01B - CB 1	Coastal cargo including cereals, pulses, iron & steel, metal scrap, stone, timber etc.	1.0	0.7	11.00	130.00	
26	02B - CB 2	Coastal cargo including cereals, pulses, iron & steel, metal scrap, stone, timber etc.			10.00	130.00	
27	25B - BB 1	Bunker Berth	1.0	0.7	9.00	180.00	
TOTAL			135.6	103.9			

* Desired occupancy for Container berths 85% and Non Containerised berths 70%

TABLE NO. 1 (D)
VITAL PORT STATISTICS
FLOATING CRAFT

Sl. No.	Name of Craft	Capacity
A-DREDGERS		
B-TUGS		
	Bollard Pull (Tons)	BHP
1	Ocean Fame (Hired)	35 2 x 1800
2	Sealion Admiral (Hired)	50 2 x 2500
3	Ocean Bliss (Hired)	60 2 x 2682
C-PILOT LAUNCHES		
1	ABS Rohini (Hired)	2 x 700
2	SHM XI CISF Patrol Boat (Hired)	2 x 225
3	Poomarichan (Owned)	2 x 603
D-SURVEY VESSELS/BOATS		
E-MOORING LAUNCH		
1	Mullai (Owned)	1 x 125
F-MULTI PURPOSE VESSEL		
1	ORV Marudham (Owned)	2 x 395

TABLE NO. 1(E)
VITAL PORT STATISTICS
CARGO HANDLING EQUIPMENT

Description	Number
Diesel Electric Loco	
i) 700 HP	7



CHENNAI PORT AUTHORITY

TABLE NO. 2(A)

TOTAL IMPORT TRAFFIC HANDLED ACCORDING TO
PRINCIPAL COMMODITIES DURING 2024-25

(in tonnes)

Sl.No.	Commodity	Overseas	Coastal	Total
(1)	(2)	(3)	(4)	(5)
1	CONTAINER	17,575,120	1,097,186	18,672,306
2	OTHER BREAK BULK	1,457,024	-	1,457,024
3	DRY BULK:			
	a) Phosphate	201,000	-	201,000
	b) Chemical Manures	-	-	-
	c) Sulphur	21,240	-	21,240
	d) Others	277,788	1,072,553	1,350,341
	TOTAL DRY BULK	500,028	1,072,553	1,572,581
4	LIQUID BULK:			
	a) Lubricants	-	-	-
	b) Other Mineral Oils	9,221,482	2,293,059	11,514,541
	c) Palm Oil	476,499	-	476,499
	d) Sunflower Oil	679,770	-	679,770
	e) Soyabean Oil	6,000	-	6,000
	f) Others	84,275	124,353	208,628
	TOTAL LIQUID BULK	10,468,026	2,417,412	12,885,438
	TOTAL (1 TO 4)	30,000,198	4,587,151	34,587,349
	TOTAL IMPORT TRAFFIC			34,587,349

TABLE NO. 2 (B)
TOTAL EXPORT TRAFFIC HANDLED ACCORDING TO
PRINCIPAL COMMODITIES DURING 2024-25

(in tonnes)

Sl. No.	Commodity	Overseas	Coastal	Total
(1)	(2)	(3)	(4)	(5)
1	CONTAINER	15,450,055	965,367	16,415,422
2	OTHER BREAK BULK	599,058	3,203	602,261
3	DRY BULK:			
	a) Food Grains	-	-	-
	b) Barytes	626,080	-	626,080
	c) Others	284,200	19,590	303,790
	TOTAL DRY BULK	910,280	19,590	929,870
4	LIQUID BULK:			
	a) Lubricants	9,090	-	9,090
	b) Other Mineral Oils	1,847,901	567,181	2,415,082
	c) Others	2,438	-	2,438
	TOTAL LIQUID BULK	1,859,429	567,181	2,426,610
	TOTAL (1 - 4)	18,818,822	1,555,341	20,374,163
	TOTAL EXPORT TRAFFIC			20,374,163

TABLE NO. 2(C)
COMMODITYWISE TRAFFIC HANDLED DURING THE LAST FIVE YEARS

(in '000 tonnes)

Commodity	2020-21	2021-22	2022-23	2023-24	2024-25
LIQUID BULK					
POL - CRUDE	8180	9192	11365	11394	10301
PRODUCT	2049	2658	2783	3350	3638
EDIBLE OIL	874	960	1219	1237	1162
CHEMICALS	120	130	119	129	112
OTHER LIQUID	45	65	76	61	99
TOTAL LIQUID BULK	11268	13005	15562	16171	15312
CONTAINER					
CCTL	10404	14095	12730	14246	16836
CITPL	16361	16828	15641	16424	17828
INNER HARBOUR	3	2	6	8	424
TOTAL CONTAINER	26768	30925	28377	30678	35088
DRY BULK					
PELLETS	33	0	113	827	860
BARYTES	380	850	793	869	626
FERT. FINISHED	135	0	0	0	0
FERT. RAW	202	268	280	289	222
MAIZE	62	84	32	0	0
DOLOMITE	142	56	70	143	72
INDUSTRIAL/SALT	53	45	122	70	90
GYPSUM	145	188	347	214	0
LIMESTONE	1770	73	12	8	10
COBBLE STONE	130	202	174	205	172
RAW SUGAR	0	0	0	0	23
SILICA SAND	86	87	152	90	83
SCRAP	30	106	1088	122	221
LATERITE	0	422	0	43	57
FLOURSPAR	0	0	0	0	14
OTHER DRY BULK CARGO	25	20	6	51	52
TOTAL DRY BULK	3193	2401	3189	2931	2502
BREAK BULK					
GRANITE	33	78	61	87	180
IRON & STEEL	1900	1400	984	1205	1239
CEMENT	5	15	1	0	2
PROJECT CARGO	155	191	285	191	208
RO-RO	175	227	304	273	238
OTHER/MISC	56	322	186	62	192
TOTAL BREAK BULK	2324	2233	1821	1818	2059
GRAND TOTAL	43553	48564	48949	51598	54961

TABLE NO. 3
FLAGWISE DISTRIBUTION OF CARGO HANDLED DURING 2024-25

(in '000 tonnes)

Sl. No.	Nationality	Cargo Vessels	Cargo Tonnage		
			Imports	Exports	Total
(1)	(2)	(3)	(4)	(5)	(6)
OVERSEAS					
1	India	71	4,305	1,518	5,823
2	America	4	29	-	29
3	Antigua and Barbuda	28	101	29	130
4	Bahamas	29	150	62	212
5	Bangladesh	1	10	-	10
6	Barbados	13	276	17	293
7	Belize	2	14	-	14
8	China	61	1,872	1,702	3,574
9	Comoros	5	-	4	4
10	Cook Islands	11	922	-	922
11	Cyprus	14	218	223	441
12	Denmark	15	133	79	212
13	Dominica	1	-	1	1
14	Gabon	2	240	-	240
15	Germany	5	144	88	232
16	Gibraltar	2	-	2	2
17	Greece	4	698	-	698
18	Hong Kong	149	3,556	3,010	6,566
19	Indonesia	12	206	79	285
20	Isle of Man	3	29	60	89
21	Italy	1	15	-	15
22	Korea	45	905	788	1,693
23	Liberia	94	1,576	1,203	2,779
24	Luxembourg	2	-	2	2
25	Malaysia	1	10	3	13
26	Malta	13	703	335	1,038
27	Marshall Islands	86	1,637	1,465	3,102
28	Netherlands	9	13	2	15
29	Norway	3	21	-	21
30	Pakistan	1	19	-	19
31	Palau	4	241	41	282

TABLE NO. 3 (Contd)

FLAGWISE DISTRIBUTION OF CARGO HANDLED DURING 2024-25

(in '000 tonnes)

Sl. No.	Nationality	Cargo Vessels	Cargo Tonnage		
			Imports	Exports	Total
(1)	(2)	(3)	(4)	(5)	(6)
OVERSEAS					
32	Panama	290	3,696	1,556	5,252
33	Philippin:	4	17	4	21
34	Portugal	34	536	558	1,094
35	Russian	7	100	2	102
36	Saint Kitts and Nevis	4	11	1	12
37	Saint Vincent	1	10	-	10
38	Sao Tome and Principe	1	5	-	5
39	Sierra Leone	3	243	-	243
40	Singapore	217	6,963	5,878	12,841
41	Thailand	11	123	62	185
42	Tuvalu	5	26	11	37
43	United Arab Emirates	1	-	1	1
44	United Kingdom	1	6	-	6
45	Vanuatu	1	-	1	1
46	Viet Nam	12	221	32	253
TOTAL		1,283	30,000	18,819	48,819
COASTAL					
1	India	304	3,514	1,538	5,052
2	Antigua and Barbuda	3	17	-	17
3	Bahamas	3	118	-	118
4	Bangladesh	4	2	5	7
5	Belize	2	-	1	1
6	Cook Islands	2	14	-	14
7	Denmark	1	31	-	31
8	Korea	3	24	-	24
9	Liberia	8	263	-	263
10	Malta	2	88	-	88
11	Marshall Islands	4	135	-	135
12	Panama	24	244	11	255
13	Philippines	2	13	-	13
14	Portugal	1	35	-	35
15	Singapore	4	19	-	19
16	Tuvalu	1	8	-	8
17	Viet Nam	3	62	-	62
TOTAL		371	4,587	1,555	6,142
GRAND TOTAL		1,654	34,587	20,374	54,961

TABLE NO. 4

DISTRIBUTION OF IMPORT CARGO HANDLED ACCORDING TO ORIGIN DURING 2024-25

(In tonnes)

Sl. No.	Origin	Commodities Handled				Total
		Dry Bulk	Liquid Bulk	Break Bulk	Containers	
(1)	(2)	(3)	(4)	(5)	(6)	(7)
1	COASTAL	1,072,553	2,922,248	-	1,097,186	5,091,987
2	U S A	30,001	-	-	-	30,001
3	C I S *	-	2,945,628	5,509	-	2,951,137
4	JAPAN	81,194	-	91,193	-	172,387
5	GERMANY	-	-	-	-	-
6	WEST EUROPE	-	-	710	-	710
7	SOUTH AMERICA	-	99,729	-	-	99,729
8	EAST EUROPE	-	-	-	-	-
9	EAST AFRICA	19,000	129,779	-	-	148,779
10	WEST AFRICA	182,000	133,579	-	-	315,579
11	SOUTH AFRICA	-	2,965	-	-	2,965
12	CANADA	11,968	-	-	-	11,968
13	FINLAND	-	28,469	-	-	28,469
14	OTHER SOUTH EAST ASIAN COUNTRIES	41,892	565,613	256,293	-	863,798
15	OTHERS	133,969	5,936,487	1,121,090	-	7,191,546
16	OVERSEAS CONTAINER CARGO	-	-	-	17,575,120	17,575,120
Total		1,572,577	12,764,497	1,474,795	18,672,306	34,484,175

*CIS - Common Wealth of Independent States

TABLE NO. 5

DISTRIBUTION OF EXPORT CARGO HANDLED ACCORDING TO DESTINATION IN 2024-25

(In tonnes)

Sl. No.	Destination	Commodities Handled			Total	
		Dry Bulk	Liquid Bulk	Break Bulk		
(1)	(2)	(3)	(4)	(5)	(6)	(7)
1	COASTAL	19,500	791,272	3,567	965,367	1,779,706
2	U S A	225,064	-	15,677	-	240,741
3	C I S *	-	-	179	-	179
4	JAPAN	-	38,500	206	-	38,706
5	GERMANY	-	-	18,588	-	18,588
6	WEST EUROPE	26,637	-	50,615	-	77,252
7	SOUTH AMERICA	6,100	-	38,658	-	44,758
8	EAST EUROPE	-	-	12,202	-	12,202
9	EAST AFRICA	-	-	17,579	-	17,579
10	WEST AFRICA	-	-	9,154	-	9,154
11	SOUTH AFRICA	-	77,000	59,801	-	136,801
12	CANADA	-	-	3,712	-	3,712
13	NORTHERN EUROPE	-	-	1,207	-	1,207
14	CROATIA	-	-	2,990	-	2,990
15	OTHER SOUTH EAST ASIAN COUNTRIES	112,500	104,437	32,527	-	249,464
16	OTHERS	539,980	1,541,000	298,719	-	2,379,699
17	OVERSEAS CONTAINER CARGO	-	-	-	15,450,055	15,450,055
Total		929,781	2,552,209	565,381	16,415,422	20,462,793

*CIS - Common Wealth of Independent States

TABLE NO. 6
NUMBER AND TYPE OF CONTAINERS HANDLED
DURING THE YEAR 2024-25

Category	Type	20ft Normal (Reefer)	40ft Normal (Reefer)	45ft Normal (Reefer)	Total (TEUs) Normal (Reefer)
(1)	(2)	(3)	(4)	(5)	(6)
(A) IMPORTS					
	FCL	297,442 (1,489)	280,140 (5,168)	182 (-)	858,086 (11,825)
	LCL	- (-)	- (-)	- (-)	- (-)
	EMPTY	14,948 (-)	14,482 (-)	3 (-)	43,918 (-)
	TOTAL (A)	312,390 (1,489)	294,622 (5,168)	185 (-)	902,004 (11,825)
(B) EXPORTS					
	FCL	140,194 (1,040)	102,092 (9,202)	17 (-)	344,412 (19,444)
	LCL	- (-)	- (-)	- (-)	- (-)
	EMPTY	139,402 (-)	146,665 (-)	125 (-)	432,982 (-)
	TOTAL (B)	279,596 (1,040)	248,757 (9,202)	142 (-)	777,394 (19,444)
(C) TRANSHIPMENT					
	LOAD	73,792	8,482	-	90,756 (-)
	EMPTY	6,184	1,561	-	9,306 (-)
	TOTAL (C)	79,976	10,043	-	100,062 (-)
(D) SHIFTING					
	IMPORTS	1,072	1,286	-	3,644 (-)
	EXPORTS	1,072	1,286	-	3,644 (-)
	TOTAL (D)	2,144	2,572	-	7,288 (-)
(E) TOTAL (A+B+C+D)					
		674,106 (2,529)	555,994 (14,370)	327 (-)	1,786,748 (31,269)

TABLE NO. 7(A)
NUMBER AND SIZE OF SHIPS HANDLED DURING 2024-25

(in tonnes)

Sl. No.	Category	No. of Vessels*	SIZE		
			NRT	GRT	DWT
(1)	(2)	(3)	(4)	(5)	(6)
1	Ships for cargo operation				
	CONTAINER				
	Cellular	822	8,916,624	18,813,959	22,978,087
	Combi carriers				
	Container oriented vessels				
	BREAK BULK CARRIERS	254	2,564,333	6,025,626	5,843,164
	DRY BULK				
	Conventional	92	1,336,093	2,342,248	3,935,347
	Mechanical	-	-	-	-
	LIQUID BULK				
	Crude	94	4,421,510	7,358,644	13,595,033
	Products	208	2,002,090	4,517,919	7,221,991
	Chemicals	19	80,709	163,698	262,422
	Vegetable Oils	114	833,499	1,846,397	2,948,312
	Others	19	55,240	134,992	184,132
	Total (A)	1,622	20,210,098	41,203,483	56,968,488
2	Passenger Vessels (B)	12	35,297	109,634	29,637
3	Others (C) Tourist	20	499,508	921,522	94,713
	Grand Total (A+B+C)	1,654	20,744,903	42,234,639	57,092,838

* Excludes non-cargo vessels like bunkering, naval, repair and survey vessels.

TABLE NO. 7(B)
OPERATIONAL STATISTICS FOR THE LAST FIVE YEARS

Sl.No.	Description	2020-21	2021-22	2022-23	2023-24	2024-25
1	No. of Cargo Vessels	1,315	1,444	1,616	1,579	1,654
2	No. of Non-Cargo Vessels	621	773	1,113	1,088	895
3	Cargo Handled (In Tonnes)					
	Import	27,659,019	29,970,148	32,283,035	33,341,389	34,587,349
	Export	15,894,306	18,594,314	16,666,179	18,256,515	20,374,163
	Total	43,553,325	48,564,462	48,949,214	51,597,904	54,961,512
4	Average PBD (Hrs) - Port account	0.82	0.76	0.81	0.33	0.08
5	Average PBD (Hrs) - Overall	23.46	12.63	15.26	18.27	16.59
6	Average TRT (Days) - Port account	1.72	1.76	1.58	1.51	1.69
7	Average TRT (Days) - Overall	2.17	2.25	2.00	1.87	2.03
8	Average Parcel Size	33,190	33,505	30,299	32,673	33,113
9	Average Ship berthDay Output (In Tonnes)	15,928	15,497	15,672	18,728	16,872
10	Overall Berth Occupancy (In%)	35.90	44.62	42.10	41.90	46.11
11	No.of Coastal Passenger Vessels	5	1	51	44	28
12	No.of Foreign Tourist Vessels	0	0	3	1	4
13	Containerised Cargo (In TEUs)	1,386,926	1,602,319	1,470,305	1,589,540	1,818,017
14	No.of Cars / Trucks	133,562	170,482	231,412	214,758	183,069
15	Modal Transport of Cargo (Excluding Transhipment) (In Million Tonnes)					
	By Rail	4.48 (10.30%)	2.69 (5.54%)	1.50 (3.07%)	1.29 (2.49%)	1.07 (1.95%)
	By Road	26.95 (61.87%)	31.43 (64.72%)	32.28 (65.95%)	33.45 (64.84%)	36.82 (66.99%)
	By Pipelines	10.14 (23.27%)	11.73 (24.16%)	14.01 (28.62%)	15.82 (30.66%)	15.00 (27.29%)

TABLE NO. 8
PERFORMANCE OF SHIPS DURING 2024-25

Sl. No.	Description	Container	Break Bulk	Dry Bulk		Liquid Bulk	Total
				Mechanical	Conventional		
(1)	(2)	(3)	(4)	(5)	(6)	(7)	(8)
1	Number of ships	822	286	-	92	454	1654
2	Cargo handled (in tonnes)	35,087,728	2,020,866	-	2,555,989	15,104,427	54,769,010
3	Average Turn Round Time - Port Account (in Hrs)	35.92	37.22	-	68.89	44.99	40.47
4	Average Turn Round Time - Overall (in Hrs)	41.64	49.48	-	80.85	54.60	48.73
5	Average Stay at Berth (in Hrs)	40.21	47.73	-	78.47	52.83	47.10
6	Average working time (in Hrs)	34.26	34.40	-	65.43	43.08	38.44
7	Average pre-berthing time -Port Account (in Hrs)	0.07	0.07	-	0.07	0.09	0.08
8	Average Non-working time (in Hrs)	5.94	13.33	-	13.05	9.76	8.66
9	Average Parcel size (in tonnes)	42,686	7,066	-	27,782	33,270	33,113
10	Average Output per ship day (in tonnes)	25,480	3,553	-	8,497	15,113	16,872
11	Non-working time at berth (in percent)	14.78	27.93	-	16.63	18.47	18.39

Note : Non-Cargo Vessels like bunkering, naval, repair and survey vessels have been excluded.

TABLE NO. 9

DISTRIBUTION OF PRE-BERTHING DELAY ACCORDING TO THE REASONS DURING 2024-25

		REASONS (in hours)									
Sl. No.	Category of Ships	No. of Vessels	Non-availability of			Strike/ Stoppage of work	Navigation	Draft Restriction	Ship's Account/ Agents' Option	Others	Total (Col. 4 to 11)
			Berth	Tug/Craft	Pilot/Crew						
(1)	(2)	(3)	(4)	(5)	(6)	(7)	(8)	(9)	(10)	(11)	(12)
1	Container	822	-	-	-	-	59.36	-	9413.97	-	9473.33
2	Break Bulk	286	-	-	-	-	20.78	-	1375.93	-	1396.71
3	Dry Bulk										
	a. Mechanical Operation	-	-	-	-	-	-	-	-	-	-
	b. Conventional Operation	92	-	-	-	-	6.07	-	651.33	-	657.40
4	Liquid Bulk	454	-	-	-	-	40.81	-	15866.27	-	15907.08
	Total	1654	-	-	-	-	127.02	-	27307.50	-	27434.52

Non-Cargo Vessels like bunkering, naval, repair and survey vessels have been excluded.

TABLE NO. 10

DISTRIBUTION OF NON-WORKING TIME AT BERTH ACCORDING TO REASONS DURING 2024-25

		(in hours)														
Sl. No.	Category of Ships	No. of Vessels	Non-availability of berth	Absence of Workers	Eqpt. Non-availability	Eqpt. Break Down	Shed congestion	Lack of Cargo	Strike/ Stoppage of work	Weather Conditions	Power failure	Hatch opening/ closing	Waiting for sailing	Agent's option/ ship's account	Others	Total
(1)	(2)	(3)	(4)	(5)	(6)	(7)	(8)	(9)	(10)	(11)	(12)	(13)	(14)	(15)	(16)	(17)
1	Break Bulk	286	0.00	137.32	2.23	0.00	0.75	19.46	0.92	221.80	0.50	199.72	365.78	438.46	2425.71	3812.65
2	Dry Bulk															
	a. Mechanical Operation	0	0.00	0.00	0.00	0.00	0.00	0.00	0.00	0.00	0.00	0.00	0.00	0.00	0.00	0.00
	b. Conventional Operation	92	0.00	75.88	0.00	0.00	0.00	8.50	0.00	111.44	0.00	72.22	109.09	232.08	591.08	1200.29
3	Liquid Bulk	454	0.00	0.00	0.00	0.00	0.00	0.00	0.00	0.00	14.67	274.81	469.27	1144.76	2526.61	4430.12
Total		832	0.00	213.20	2.23	0.00	0.75	27.96	0.92	333.24	15.17	546.75	944.14	1815.30	5543.40	9443.06

Excludes Container Vessels

TABLE NO. 11
BERTH OCCUPANCY DURING 2024-25

Sl. No.	Berth	Number of Days		Percentage of Occupancy
		Available	Occupied	
(1)	(2)	(3)	(4)	(5)
DR. AMBEDKAR DOCK :				
1	North Quay	365	102	27.9
2	West Quay - I	365	155	42.5
3	West Quay - II	365	117	32.1
4	Centre Quay	365	60	16.4
5	West Quay - III	365	148	40.5
6	West Quay - IV	365	172	47.1
7	South Quay - I	365	210	57.5
8	South Quay - II	365	198	54.2
JAWAHAR DOCK :				
9	Jawahar Dock - I	365	228	62.5
10	Jawahar Dock - II	365	171	46.8
11	Jawahar Dock - III	365	157	43.0
12	Jawahar Dock - IV	365	143	39.2
13	Jawahar Dock - V	365	148	40.5
14	Jawahar Dock - VI	365	133	36.4
BHARATHI DOCK :				
15	Bharathi Dock - I	365	259	71.0
16	Bharathi Dock - II	365	200	54.8
17	Bharathi Dock - III	365	258	70.7
CHENNAI CONTAINER TERMINAL PVT LTD (TERMINAL - I)				
18	Container Berth - I	365	98	26.8
19	Container Berth - II	365	168	46.0
20	Container Berth - III	365	129	35.3
21	Container Berth - IV	365	138	37.8
CHENNAI INTERNATIONAL TERMINAL PVT LTD (TERMINAL - II)				
22	Second Container Berth - I	365	194	53.2
23	Second Container Berth - II	365	219	60.0
24	Second Container Berth - III	365	232	63.6
COASTAL BERTH				
25	Coastal Berth - I	365	150	41.1
26	Coastal Berth - II	365	189	51.8
Overall		9490	4376	46.1

TABLE NO. 12
AVAILABILITY OF CARGO HANDLING EQUIPMENTS DURING 2024-25

Sl. No.	Description of Equipments	Number of Equipments	Required to meet the traffic		Short Supply Due to (Percentage)					Number of Units overhauled	Number of units underwent Major Repairs	Remarks
			Average Demand per day	Average Supply per day	Absentism of Staff	Shortage of Equipment	Equipment Break Down	Stoppage of work	Others			
(1)	(2)	(3)	(4)	(5)	(6)	(7)	(8)	(9)	(10)	(11)	(12)	(13)
1	Diesel Electric loco	7	6	6	-	-	-	-	-	-	-	-

CHENNAI PORT AUTHORITY

TABLE NO. 13
UTILISATION OF CARGO HANDLING EQUIPMENTS DURING 2024-25

Sl. No.	Description of Equipments	Number of Equipments	Total Number of Hours Available (Gross)	Non-availability due to (Hours)				Available working Hours (Net) (In Hours) (4-(5+6+7+8))	Actual Working Time (In Hours)	Percentage of availability (=9/4* 100)	Percentage of Utilisation		Reason for less Utilisation
				Over-haul	Holiday and off time	Break Down	Other Reasons Major Rectification Hours				Net Available Working Hours (=10/9*100)	Gross Available Working Hours	
(1)	(2)	(3)	(4)	(5)	(6)	(7)	(8)	(9)	(10)	(11)	(12)	(13)	(14)
1	Diesel Electric loco	7	61,320	-	-	-	5880	55440	26128	90.41	47.13	42.61	-

CHENNAI PORT AUTHORITY

TABLE NO. 14
CARGO HANDLING PRODUCTIVITY FOR THE YEAR 2024-25

DATUM LINE & CARGO	NO OF HOOKS WORKED	HOOK HRS WORKED	MAN HRS WORKED	TONNAGE HANDLED	AVERAGE PRODUCTIVITY (TONNAGE)		
					PER HOOK	PER HOOK HOUR	PER MAN HOUR
IMPORTS							
ALL GENERAL CARGO	618.00	4635.00	58102.50	192973.12	312.25	41.63	3.32
BAGS WEIGHING ABOVE 51 KGS	-	-	-	-	-	-	-
BAGS WEIGHING (35 KGS TO 51 KGS)	237.00	1777.50	30157.50	100720.72	424.98	56.66	3.34
BAGS WEIGHING BELOW 35 KGS	49.00	367.50	4837.50	9399.00	191.82	25.58	1.94
IRON & STEEL	1090.00	8175.00	89572.50	1194555.66	1095.92	146.12	13.34
PHOSPHATE & WHEAT BY GRAB	296.00	2220.00	4440.00	222239.93	750.81	100.11	50.05
IRON SCRAP IN BULK (MECH)	298.00	2235.00	4470.00	143441.84	481.35	64.18	32.09
ALL TYPES OF ORES & MINERALS	937.00	7027.50	14055.00	1024069.59	1092.92	145.72	72.86
ALL TYPES OF ORES & MINERALS (HMC)	84.00	630.00	630.00	182826.19	2176.50	290.20	290.20
TOTAL	3609.00	27067.50	206265.00	3070226.05	850.71	113.43	14.88
EXPORTS							
ALL GENERAL CARGO	1161.00	8707.50	74745.00	676456.49	582.65	77.69	9.05
BAGS WEIGHING ABOVE 51 KGS	-	-	-	-	-	-	-
BAGS WEIGHING (35 KGS TO 51 KGS)	93.00	697.50	9067.50	52313.63	562.51	75.00	5.77
BAGS WEIGHING BELOW 35 KGS	62.00	465.00	6210.00	14303.80	230.71	30.76	2.30
IRON & STEEL	8.00	60.00	540.00	3970.10	496.26	66.17	7.35
PHOSPHATE & WHEAT BY GRAB	-	-	-	-	-	-	-
IRON SCRAP IN BULK (MECH)	-	-	-	-	-	-	-
ALL TYPES OF ORES & MINERALS	409.00	3067.50	6135.00	384903.00	941.08	125.48	62.74
ALL TYPES OF ORES & MINERALS (HMC)	143.00	1072.50	1072.50	544877.00	3,810.33	508.04	508.04
TOTAL	1876.00	14070.00	97770.00	1676824.02	893.83	119.18	17.15
IMPORT AND EXPORT TOTAL	5485.00	41137.50	304035.00	4747050.07	865.46	115.39	15.61

TABLE NO. 15
CONTAINER CARGO AND TAREWEIGHT OF CONTAINERS 2024-25

Container Cargo	Tareweight	Total (1+2)
(1)	(2)	(3)
29,517,490	5,570,238	35,087,728



CHENNAI PORT AUTHORITY

TABLE NO. 16
COMMODITY WISE EXPORT CARGO RECEIVED BY DIFFERENT MODES OF TRANSPORT
DURING THE YEAR 2024-25

Sl. No.	Commodities	Received by Rail		Received by Road		Received Through Pipeline		Total	
		Tonnes	%	Tonnes	%	Tonnes	%	Tonnes	%
1	Iron Ore	-	-	-	-	-	-	-	-
2	Other Ore	-	-	626,080	3.76	-	-	626,080	3.24
3	Container*	338,947	90.25	15,040,027	90.40	-	-	15,378,974	79.53
4	P.O.L	-	-	101,987	0.61	2,322,185	99.90	2,424,172	12.54
5	Other Cargo	36,634	9.75	869,417	5.23	2,438	0.10	908,489	4.70
Total		375,581	100.00	16,637,511	100.00	2,324,623	100.00	19,337,715	100.00

*Excludes Transhipment & Restows

TABLE NO. 17
COMMODITY WISE IMPORT CARGO DESPATCHED BY DIFFERENT MODES OF TRANSPORT
DURING THE YEAR 2024-25

Sl. No.	Commodities	Despatched by Rail		Despatched by Road		Despatched Through Pipeline		Total	
		Tonnes	%	Tonnes	%	Tonnes	%	Tonnes	%
1	P.O.L	-	-	177,473	0.88	11,337,068	89.46	11,514,541	34.32
2	Fertilizer	-	-	-	-	-	-	-	-
3	Fertilizer (Raw Material)	-	-	222,240	1.10	-	-	222,240	0.66
4	Thermal Coal	-	-	-	-	-	-	-	-
5	Other Coal	-	-	-	-	-	-	-	-
6	Container*	641,764	91.87	16,995,136	84.22	-	-	17,636,900	52.57
7	Other Cargo	56,800	8.13	2,785,723	13.80	1,335,739	10.54	4,178,262	12.45
Total		698,564	100.00	20,180,572	100.00	12,672,807	100.00	33,551,943	100.00

*Excludes Transhipment & Restows

TABLE NO. 18
EMPLOYMENT AT PORT - CLASSWISE (AS ON 31.03.2025)

Number and Category of Officers	Number of Non-cargo handling Employees		Number of cargo handling Workers		Number of Cargo handling Shore Workers	Total
	Class I	Class II	Class III	Class IV	Class III	Class IV
228		133	1,682	1,042	867	435
					576	4,963

CHENNAI PORT AUTHORITY

TABLE NO.19

PARTICULARS OF ACCIDENTS REPORTED AT PORT HOSPITAL DURING 2024-25

Sl. No.	Causation	Number					
		Fatal		Non-Fatal		Total	
		Port	Non-Port	Port	Non-Port	Port	Non-Port
1	Persons falling	1	–	497	–	498	–
2	Falling of objects	–	–	2	–	2	–
3	Stepping on, striking against or struck by objects	–	–	5	–	5	–
4	Caught in between objects	–	–	4	–	4	–
5	Over-exertion or wrong movements	–	–	–	–	–	–
6	Exposure to or contact with extreme temperature	–	–	–	–	–	–
7	Explosions	–	–	–	–	–	–
8	Exposure to or contact with harmful substances including radiation	–	–	–	–	–	–
9	Other cases	–	–	76	–	76	–
Total		1	–	584	–	585	–



TABLE NO. 20
FINANCIAL INDICATORS

Description	2023-24	2024-25		
	(Rs. In Crores)			
1 RETURN ON CAPITAL				
i) Capital employed (Excluding investment & fixed deposits)	374.52	313.86		
ii) Rate of return (Percent)	104.74	133.82		
2 OPERATING RATIO				
i) Operating Expenditure	659.38	674.34		
ii) Operating Income	1051.67	1094.34		
iii) Ratio (Percent)	62.70	61.62		
3 RATIO OF COST TO EARNINGS (ACTIVITY-WISE)				
	Percentage of cost to earnings			
	2023-2024		2024-2025	
	Direct Cost (Excl. Dep. and over- heads)	Total Cost (Incl. Dep. and over- heads)	Direct Cost (Excl. Dep. and over- heads)	Total Cost (Incl. Dep. and over- heads)
i) Cargo Handling & Storage	41	105	38	82
ii) Port and Dock Facilities	25	47	24	80
iii) Railways	792	2,148	982	2,080
iv) Rentable lands and Buildings	19	127	18	54

TABLE NO. 21
CAPITAL EXPENDITURE DURING 2024-25

(₹ In Crores)

Sl. No.	Description	Approved RBE 2024-25	Current Year 2024-25 (RBE)				Actual Expenditure during 2024-25				Remarks
			Internal Resources	Budgetary Support	Others	Total	Internal Resources	Budgetary Support	Others	Total	
(1)	(2)	(3)	(4)	(5)	(6)	(7)	(8)	(9)	(10)	(11)	(12)
A	Capital Works										
a	Continuing Schemes	41.46	37.43	4.03	-	41.46	141.56	-	-	141.56	-
b	New Schemes	19.51	19.51	-	-	19.51	12.85	-	-	12.85	-
	Total (A)	60.97	56.94	4.03	-	60.97	154.41	-	-	154.41	-

CHENNAI PORT AUTHORITY



CHENNAI PORT AUTHORITY



CHENNAI PORT AUTHORITY

PART - III

ACCOUNTS APPENDICES
2024-25



CHENNAI PORT AUTHORITY

ACCOUNTS APPENDICES 2024 - 25

S.No.	Contents	Page No.
1	Port Development Capital Works	101
2	Income & Expenditure - Gratuity Fund	113
3	Balance Sheet - Gratuity Fund	114
4	Income & Expenditure - Pension Fund	115
5	Balance Sheet - Pension Fund	116
6	Income & Expenditure - General Provident Fund	117
7	Balance Sheet - General Provident Fund	118





CHENNAI PORT AUTHORITY



CHENNAI PORT AUTHORITY



PORT DEVELOPMENT - CAPITAL WORKS

2024-25



CHENNAI PORT AUTHORITY

CHENNAI PORT AUTHORITY
PORT DEVELOPMENT WORKS - CAPITAL WORKS - 2024-25
EXPENDITURE

APPENDIX-B - Section-II

Sl. No.	Description of work	Budget Estimate 2024-25	Revised Estimate 2024-25	Actuals 2024-25	Actuals 2023-24
			(Rupees in Lakhs)		
1	Development of Goods Shed facility at Jolarpet. (Renamed as "Providing Paver Block Yard, Bituminous approach road and Auxiliary Building for Development of Goods Shed at Jolarpet")				4.57
2	Improvement to the Quarters and other structure at Tondiarpet housing colony	126.00	170.38	205.07	401.71
3	Construction of Bunker berth at Bharathi Dock in Chennai Port.	10.00			60.00
4	Refurbishing of E1 & E4 warehouse in EE(C) CD I division - (Balancing Investment)	112.00	205.00	278.40	14.00
5	Refurbishing of JD 1, JD II & JD V (North) Transit Shed - (Balancing investment in the warehouse) in EE(C)CD I division	81.00	120.00	151.68	25.67
6	Concreting the Coastal Road between road junction behind 'E' Complex godown and Hazardous Cargo drain in ChPA	97.00	155.00	170.83	77.07
7	Construction of Coastal berth at Chennai Port.	5.00	1.00		
8	Supplying and fixing of fenders at JD 4 & JD6 berths.				147.16
9	Refurbishing of WQ III & IV Transit sheds of EE(C)ND division	178.00	220.00	180.32	135.58
10	Balance work of Modernization of JD at portions of JD4 and JD6 and dredging along side of JD4 and JD6.				23.41
11	Development of Buffer Parking yard for Container Trailers at BD II (Berth No.24B) back up area and widening of existing concrete road leading to Bunker Berth at Chennai Port.	150.00	403.45	668.28	3441.74
12	Obtaining one time Environmental clearance from MoEF&CC for the projects covered under Master Plan				25.42
13	Upgradation of JD entrance wall	100.00	100.00	393.07	49.74
14	Purchase of 1 in 8.5 Crossing PSC Sleepers for Points & Crossings	100.00			171.45
15	Setting up of Sewage waste water treatment plants/ Garbage disposal plant 90KLD	19.00	26.00	24.07	36.11
16	Providing New steel Truss roofing system for Western Shed of Heavy workshop				331.04

CHENNAI PORT AUTHORITY
PORT DEVELOPMENT WORKS - CAPITAL WORKS - 2024-25
EXPENDITURE

APPENDIX-B - Section-II

	Description of work	Budget Estimate 2024-25	Revised Estimate 2024-25	Actuals 2024-25	Actuals 2023-24
			(Rupees in Lakhs)		
17	Removal of Existing Diamond Crossing with 60 kg CMS Diamond crossing and Direct entry to center yard and CONCOR yard to center yard to avoid Double handling and Electrification of Railway lines as top wiring for engine on load concept at western yard I & II and full wiring to centre yard-II through IPREL.	422.00	269.00	265.13	462.98
18	Strengthening of Northern & Eastern Breakwater in casting & placing of Tetrapods	215.00	267.00	302.57	23.14
19	Improvement works to A,B,C,D,E,F & NB blocks of Chennai Port Authority Officers' Quarters near Napier Bridge in Ex(C) South Division.	51.36	52.70	87.34	32.03
20	Resurfacing the existing bituminous concrete in CISF parade ground and approach road leading to CISF barracks in Southern Division area.				23.59
21	Reconstruction of Railway Cabin at Radio Road Railway crossing and reconstruction of drain connecting to existing main drain around allied work of the marshalling yard.				6.13
22	Dismantling the existing damaged pillar room building and construction of the rest room with toilet at South Quay-I Wharf Road in Chennai Port.				12.59
23	Construction of Toilets near sheds 13 & 14 and North side of Railway Gateman room near railway level crossing in EE(C) CD-II.				10.59
24	Road leads to Madhusudan shed PCC in EE(C) ND.				10.94
25	Construction of Canteen in Ground floor of Signal station building.				29.37
26	Chainlink fencing with gate around car parking yard on western and eastern side of WQ-I & WQ-II.	10.00	26.69	22.80	10.00
27	Construction of watch room over the existing CISF room / Customs room, new CISF bunk near new pumphouse, improvement works to old CISF bunk, pumphouse at Bharathi Dock.	1.89	6.89		
28	Improvements to the Tondiarpet Housing Colony by providing floor tiles and wall dadoing of toilet and bath rooms and laying granite slab over the kitchen in EX(THC) Premises.	156.56		2.19	194.78
29	Re-construction of damaged Eastern side boundary wall of Dr. Babu Jagajeevanram stadium facing AA Scheme Road at Tondiarpet Housing Colony.				10.68

CHENNAI PORT AUTHORITY
PORT DEVELOPMENT WORKS - CAPITAL WORKS - 2024-25
APPENDIX-B - Section-II
EXPENDITURE

Sl. No.	Description of work	Budget Estimate 2024-25	Revised Estimate 2024-25	Actuals 2024-25	Actuals 2023-24
			(Rupees in Lakhs)		
30	Providing Tennis court, Volley ball court, Kabaddi court, Basketball court, Renovation of Running track, Boxing Ring Platform and Improvement of Yards of Dr. Babu Jagajeevanram stadium at THC.	60.00	25.49	26.00	66.94
31	Providing cable chase from Gate No.1 to Gate No.4 in Chennai Port.	100.00	226.00	236.97	21.35
32	Raising the road level with road concrete at North side of R&C Depot, reconstruction of drain walls and raising drain floor level in South zone.	20.00	13.41	13.68	16.67
33	Strengthening the structural members and providing improvement to the building occupied by the C&D company at CISF barracks in Southern zone.	50.00	60.00	57.50	
34	Providing Storm Water Drain and Cable Chase at Coastal Road Chainage from 330M to 1140M in EE(C)CD-I at Chennai Port.	50.00	202.76	211.39	25.43
35	Providing cable chase along and across the SQ I road to linking the A Substation in EE(C) CD-I Division.	50.00	54.00	60.64	6.34
36	Laying of new sewer pipes and construction of manholes and collection well for carrying sewage water to new 90 KLD Sewage treatment plant in EE(C)CD-I division.	30.00	1.00		0.00
37	Construction of Rest shelter cum Entrance Arch accommodating RFID Baggage scanner etc., at Gate no.7 in Chennai Port.	110.00	118.72	115.78	
38	Colour washing, Painting and improvement works at HD2A Quarters in EE(C)CD II.		1.59	1.63	18.50
39	Replacing the Damaged Pre Cast Slabs with New Precast Slabs and Applying Bitumen Sealing Compound for all joints Road Leading from DP World South to WQIV South.	50.00	97.00	80.37	
40	Renovation of Stone Building AS Monument Structure (Old Hydraulic Pump House) at WQIV in ND I Division.	60.00	5.00		
41	Construction of Watch tower for CISF at parking area near Gate no 1 & replacing of Gates at Gate no 1 (A to H bays)	15.00	17.00	18.08	
42	Renovation work in Trust villa quarters and Constable Quarters (TV1 to TV 24 & TV 25 to TV 36) at GM Pettah Road Near Gate No:2 (Out Side)	80.00	67.76	73.86	17.58

CHENNAI PORT AUTHORITY
PORT DEVELOPMENT WORKS - CAPITAL WORKS - 2024-25
EXPENDITURE

APPENDIX-B - Section-II

Sl. No.	Description of work	Budget Estimate 2024-25	Revised Estimate 2024-25	(Rupees in Lakhs)	
				Actuals 2024-25	Actuals 2023-24
43	Replacing, supplying and fixing of wooden fender ladder with new Rubber fender ladder, Cast Iron T-Head bollards, M.S.Gate, SS handle bar and ladder in Chennai Port (ND II and CD I)	55.00	50.00	73.45	
44	Renovation / Modification of existing Thiru. A. Selvaraj, IAS community hall to convert into Indoor sports stadium at TH Colony.	60.00	13.40	13.67	42.22
45	Construction of storm drain, sewage drain, peripheral compound wall, renovation of OHTs with pump rooms, supplying and fixing of name board, laying of kerb stone laying and other repair works at THC.	105.00	250.00	260.09	
46	Rehabilitation of Oil Jetties 26B (BD I) and 27B (BD III) with allied buildings and New Pipeline Trestle in Bharathi Dock at Chennai Port.	100.00	1.00		
47	Construction of warehouses measuring 18,000 sq.m at southern side of existing EXIM ware houses near Marshalling yard.	100.00	200.00	132.00	
48	Development of Paved Storage Yards (i) Development of Paved Storage yards at west , north and south sides of C1 and C2 ware house at Marshalling -65,600 sq.m. (ii) Development of Paved Storage yards at JD East backup area -27600 sq.m.	100.00	100.00		
49	Development of Internal Road Net work at Chennai Port for Effective Receipt and Evacuation of Cargo.	10.00	10.00		
50	Providing new fencing after removing damaged existing fencing on existing compound wall in South Division.	5.00			
51	Improvement works and colour washing of OHT, LLR and Pump room near M1 Ware House and Nursery office in Southern division.	5.00	1.00		
52	Construction of OHT and LLR with pump rooms at CISC barrade ground due to exchange of land to Naval for Elevated corridor work.	5.00	5.00		
53	Improvement works to the existing Pipe line shop and Illumination section OHT near M1,M2 WH and near Nursery in SD and construction of new toilet blocks for Illumination and Pipe line shop.	5.00	12.18		

CHENNAI PORT AUTHORITY
PORT DEVELOPMENT WORKS - CAPITAL WORKS - 2024-25
EXPENDITURE

APPENDIX-B - Section-II

Sl. No.	Description of work	Budget Estimate 2024-25	Revised Estimate 2024-25	Actuals 2024-25	Actuals 2023-24
			(Rupees in Lakhs)		
54	Construction of New Watch tower for CISF at 'O' yard	8.51	8.51	8.72	
55	Providing and fixing Cell type fender at BD II	10.00	25.00		
56	Construction of Public toilet block near Gate No..2	10.00	14.43	16.22	
57	Providing and laying Bituminous concrete road from Railway level crossing to Hospital Ambulance parking area, LH2 Quarters inside (Chairman Bungalow) and LHS 14,15 & 16 Quarters in EE@ CD II Division.				27.20
58	Providing 50KPD Bio gas plant at adjacent to ADM office canteen for Food / Vegetable / Kitchen waste from ADM office canteen, Hospital, etc of ChPA including maintenance for a period of 2 years.		2.00		
59	Renovation work for the CISF's mess located at ground floor of B' Coy Building of CISF barracks in EX@ South Division		6.00	6.08	18.20
60	Repair works of NQ wharf and renovation of Marine rest shelter building - Leasing of NQ berth to DRDO on long term basis for berthing technology demonstration vessel		46.29	46.88	22.62
61	Construction of Two Wheeler shed at Gate No.1& Chokhani Shed		1.00		
62	Signal station Water Proofing		5.00		
63	Construction of Pump room and repair work near Hyundai car parking yard.		5.00		
64	Cruise terminal repair work		5.00		
65	Providing of Toilet block near Gate No.6,7 (near railway crossing) and along the coastal road in EE@ CD-I division		10.00	9.01	
66	Providing new dog legged stair case and strengthening the structural members to the existing OHT near timber bond at South Quay-I road in EE@ CD-I division		25.00	10.04	
67	Providing Cycle stad and Herbal garden fencing and Table chair repair and Painting work in Higher secondary school in Tondiarpet Housing Colony .		33.04	33.05	
68	Construction of Anchor Display structure at Old Administrative officers premises		2.00	10.00	

CHENNAI PORT AUTHORITY
PORT DEVELOPMENT WORKS - CAPITAL WORKS - 2024-25
EXPENDITURE

APPENDIX-B - Section-II

Sl. No.	Description of work	Budget Estimate 2024-25	Revised Estimate 2024-25	Actuals 2024-25	Actuals 2023-24
			(Rupees in Lakhs)		
69	Providing and installing of Effluent Treatment plant for Trating Liquid Bio-Medical waste from ChPA Hospital laboratory & Providing GI sheet shed for ETP.		4.00		
70	Strengthening and Development of Existing Shore Orecteion structure at Chennai Port.(a)Strengthening of Existing Revetment behind Coastal Berth (approx.850m length) (b)Construction of 11 Nos.Groynes between M/S Surai Agro industries HoD untis near Napier Bridge		10.00		
71	Development of Seafarers Club		5.00		
72	Four Lane Elevated road from Chennai Port to Maduravoyal			9218.50	
73	Providing of Four wheeler and Two wheeler parking shed at Diamond Jubilee building area and replacement of Main and wicket gate in Main Hospital Premises in EE@CD-II Division.				8.10
74	Contract for improvement works to the existion primary school building at TH Colony			184.52	
75	Renovation works to OHT/Ore Berth area in EE@NDII			7.51	
76	Moderbisation & Construction of Dining & Diswash room, Guest House			28.39	
77	Augmentation of fire fighting system at Oil dock.	1560.00	300.00	410.47	28.70
78	Provision of Fire Fighting System for New Bunker Berth at Oil Dock.		50.00	3.80	24.38
79	Provision of 5 Nos. capstan at BD-I with comprehensive AMC for 3 years after the expiry of Guarantee period of 12 months (Rs.20 Lakhs Provision for AMC)	150.00	112.00	112.10	
80	Purchase of Actuator 5 Nos. for replacement of gate valves at Oil Dock.	25.00	5.00		
81	Purchase of 7 cars for Head of Departments				94.15
82	Provision of Activator valves and remotest point Switch operation at BD-I and BD-III Oil Jetty.				61.37
83	Replacement of Johnson lift at Guest House	15.00	5.00		
84	New Lift at Center Berth Building	25.00			

CHENNAI PORT AUTHORITY
PORT DEVELOPMENT WORKS - CAPITAL WORKS - 2024-25
EXPENDITURE

APPENDIX-B - Section-II

Sl. No.	Description of work	Budget Estimate 2024-25	Revised Estimate 2024-25	Actuals 2024-25	Actuals 2023-24
			(Rupees in Lakhs)		
85	Supply and laying of various sizes of UPVC pipes for well water collections and delivery pipelines from open wells to LLRs, HLRs and residential Housing Blocks at T.H. colony.				58.08
86	Revamping of Electrical system in 810 residential housing units of A, B, C Type residential Quarters at T.H. Colony.				284.45
87	Supply and installation of 2 Nos. 200 Ltrs./hr. RO Plant in CISF Mess at T.H. Colony.				4.41
88	Improvement of Electrical System in Shri.Babu Jagajeevan Ram Sports Complex at T.H. Colony in Chennai Port Authority.				13.32
89	Revamping of Electrification wiring system in Shri. V. Selvaraj IAS Community Hall, supply & installation of 2 Nos. Main distribution boards in Community Hall & 3rd Zone and Supply and installation of 2 Nos 20 mtrs. High Mast Tower in Sports Complex at Tondiarpet Housing Colony, Chennai Port Authority.				7.39
90	Improvement of Water Pipeline System in Babu Jagajeevanram Stadium in T.H. Colony.			0.70	3.87
91	Supply and laying of new 6' dia water pipeline with fittings etc., to a length of 1200 Metres from Marshalling Yard Pump house to Timber Pond Pump House with inter connection.	77.00	57.38		
92	Supply and laying of new 6' dia water pipeline with fittings etc., to a length of 3000 Metres from I Section Pump house to "1" Gate with inter connection.	153.00	134.92		
93	Supply and laying of new 6" dia and 4' dia UPVC Water pipeline with fittings etc. for a length of 1000 metres from H Ware House Pump House to Coastal Road Customs Container Scanner.	77.00	77.46	52.71	
94	Electrification work for 5 Nos (JD1, JD3, JD5(N), E1 and E4) sheds at various locations in Chennai Port Authority.	10.00	23.35		
95	Electrification work for 5 Nos(M1, M2, erstwhile MSD, SPW 1 & 2 nd SPW 3&4) sheds at various locations in Chennai Port Authority.				5.12
96	Neon Sign Board at CB				20.89
97	Electrification work for shed near Chokani Yard and JD V (South) shed				

CHENNAI PORT AUTHORITY
PORT DEVELOPMENT WORKS - CAPITAL WORKS - 2024-25
EXPENDITURE

APPENDIX-B - Section-II

Sl. No.	Description of work	Budget Estimate 2024-25	Revised Estimate 2024-25	Actuals 2024-25	Actuals 2023-24
			(Rupees in Lakhs)		
98	22 TR packaged AC units CB, New Conference Hall.				
99	WQ III Shed Electrification work		6.01	5.07	
100	supply of (16 Nos) 12 Nos 30M height and 4 nos 20m high mast towers	138.00	172.00	143.99	
101	Supply, install, testing and commissioning of LT Panel at "A" Sub Station.				13.77
102	Supply, install, testing and commissioning of one No.6.3 MVA power transformer at 33 MUSS.				87.02
103	70 Nos. Street Light Post at Peripheral Road from Gate No.1 to Junction of CCTPL				27.24
104	Provision of street lights in ChPA southern side.	35.00	25.00		
105	Electrification of works for western shed near Loco Shop.				6.34
106	Linking of existing RCC cable trench from 'A Substation' to JD area and 'A' Substation to ONB Yard area (through Civil Dept.)	58.00			
107	Linking of Feeder Pillars from Sub-stations for strengthening LT power supply by laying 3.5 core *1.85 sq.m.	145.00	97.00		
108	Providing 500 KVA compact sub-station near Gate No.2 for strengthening LT power supply to the Gate Nos.1,2,2A & 3.	160.00	125.00		
109	Providing 100 KVA DG set at Signal Station for extending uninterrupted Power Supply.	25.00	47.50	44.97	
110	FXO and FXSS with transceiver for communication 5 Nos		4.52	4.52	
111	Supply, Installation, Testing and Commissioning of 24 Nos. CCTV cameras for TH, 26 Nos. CCTV Camera for Guest House and 12 Nos. CCTV Camera for surrounding of Buildings.	25.00	42.35	43.92	
112	Supply, Installation, Testing, Commissioning of 49 Nos. CCTV cameras for the use of Finance and Medical Departments.	6.00	6.37	6.37	
113	Supply, Installation, Testing, Commissioning and handing over of 28 Nos. CCTV Cameras along with 5 years CAMC	184.00	25.00		

CHENNAI PORT AUTHORITY
PORT DEVELOPMENT WORKS - CAPITAL WORKS - 2024-25
EXPENDITURE

APPENDIX-B - Section-II

Sl. No.	Description of work	Budget Estimate 2024-25	Revised Estimate 2024-25	Actuals 2024-25	Actuals 2023-24
			(Rupees in Lakhs)		
114	Removal, Shifting and Re-installation of existing CCTV system along with all accessories including Port Command Centre equipments with all accessories.	100.00			
115	8.5 TR Centralised AC units with Ducts for Hospital Operation Theatre.			2.15	24.65
116	Providing Shore Power Supply at West Quay III & IV	2.00	14.00		
117	Supply, installation of 4 nos.11 TR Centralised AC units with Ducts for Old Conference Hall at Old Admn. Building.				23.64
118	Supply, Installation, Testing and commissioning of 11 Nos. Digital Technology Multifunctional Plain Paper Copiers for the use of various departments in Chennai Port Authority.		19.42	19.42	
119	Revamping of Electrical system in 810 residential housing units of A, B, C Type residential Quarters at T.H. Colony.		21.70	21.70	
120	Electrification work for shed near Chokani Yard and JD V (South) shed		8.16	8.75	
121	Procurement of various size of Cables ie 300 Sqmm, 185 Sqmm, 50 sqmm, 25 sqmm for T.H. Colony		80.00		
122	Supply and laying of 303 KV, 3C X185 Sq.MM HT cable form 33KVSS to Oil Substation through 3.3 KV OHP SS at ChPA		30.00		
123	Extension of TANGEDCO 33 KV power supply to ChPA HTSC No.1291		80.00		
124	Supply and laying of 3.5 X 185 Sq.MML T XLPE UG Cable- Madhusudan jetty Wharf in ChPA		8.37	9.88	
125	Supply, Installation, Testing, Commissioning and Handing over of 40 Nos Networking components at Primary School		2.11	2.50	
126	Supply, Installation, Testing, Commissioning and handing over of 20 Nos.Cameras complete accessories for CCTV Surveillance System at Primary School at TH Colony.		2.08	2.44	
127	Supply, Installation, Testing, Commissioning of Digital IP-PBX communication system along with CAMC for three years at THC		1.39	2.36	
128	Replacement of existing IP-PBX system with IP communication server system along with CAMC for six years at ChPA		1.00		

CHENNAI PORT AUTHORITY
PORT DEVELOPMENT WORKS - CAPITAL WORKS - 2024-25
EXPENDITURE

APPENDIX-B - Section-II

Sl. No.	Description of work	Budget Estimate 2024-25	Revised Estimate 2024-25	Actuals 2024-25	Actuals 2023-24
			(Rupees in Lakhs)		
129	Replacement of exiting Digital EPABX System for HoD intercom by Digital - IP_PBX Communication system along with CAMC for six years.		2.00		
130	Electrification work at CISF C & D Coy barracks office Building near 10 th gate in ChPA.		16.54		
131	Neon Sign Board at Gate No.7		15.00	11.96	
132	Supply, Installation, Testing and Commissioning and Handing over of 52 Nos CCTV Cameras at Primary School and Higher Sec.School at T.H.Colony.		9.50		
133	Supply, Installation, Testing, Commissioning of 1 No of Display unit of Pollution Control at Gate No.7		2.00		
134	PA System for School at T.H.Colony		5.70	5.69	
135	Supply, Installation, Testing, Commissioning of Video Conference system at Signal Stasion		7.00		
136	2 Nos 55 inches Vertical Signage with touch Screen at Lobby of Ground Floor in Centenary Building of ChPA and Signal Station		2.23		
137	Replacement of 2 nos of lifts at Jawahar Building		18.00		
138	Supply and installation of new 2 inch diameter G.I waterpipeline with fittings to a length of 400 meters from new Pump House 1 Oil Jetty to Bunker Berth east end in Chennai Port Authority. Supply and installation of GI Pipeline of 4" and 2"		12.00	5.55	
139	Purchase of UPS 5 KVA with batteries / 15 Nos.				18.15
140	15 Nos Conference Mikes, 1 No. Video Conference Camera at Board Room.				10.20
141	Procurement of Container Scanner - one mobile scanner and drive through scanner (road)	172.06	1.00		
142	Design, development, construction, supply, delivery installation, testing and commissioning of Vessel Traffic Management System.	240.00	100.00	54.95	

CHENNAI PORT AUTHORITY
PORT DEVELOPMENT WORKS - CAPITAL WORKS - 2024-25
EXPENDITURE

APPENDIX-B - Section-II

Sl. No.	Description of work	Budget Estimate 2024-25	Revised Estimate 2024-25	Actuals 2024-25	Actuals 2023-24
			(Rupees in Lakhs)		
143	Supply, Installation, Testing, Commissioning and handing over of 21 nos. Walkie-Talkies (intrinsically safe) Digital Radio Trunking sets with digital display screen (full key pad alpha numeric) and 11 nos 800Mhz UHF sets Digital Radio Trunking base station with display screen (full key pad alpha numeric) complete spares with all accessories		21.82	24.77	
144	Fire Fighting system at tondiarpet Housing Colony		20.00		
145	Revamping of Electrification wiring system in Shri.V.Selvaraj IAS Community Hall, supply & installation of 2 Nos. Main distribution boards in Community Hall & 3rd Zone and Supply and installation of 2 Nos 20 mtrs. High Mast Tower in Sports Complex at Tonidarpet Housing Colony, Chennai Port Authority.			38.06	
146	Supply and laying of new 6" dia water pipeline with fittings etc., to a length of 900 Metres from Marshalling Yard Pump house to Timber Pond Pump House with inter connection			16.11	
147	Supply and installation of Electrical Raceway			235.03	
148	Supply and laying of various sizes of 1.1 KV Grade,LT,XLPE/Alu. Cable at various locations in Chennai Port Authority			92.07	
149	32 nos. & 20 Nos. Cameras-Swdodhini Pri.Scl.T.H.Colony			8.94	
150	75 Nos.9 Metrs.Gi Street Post with LED fittings			21.67	
151	Supply, installation,testing and commissioning of two nos 6 metre long boom barriers and shifting reinstallation,testing and commissioning of 2 nos. 2 metre long boom barrier			2.27	
152	42" dia crude oil pipeline project ChPA to CPCL Manali			87.61	
153	1 No.100 KVA DG Set in ChPA school at THC				17.03
154	Dismantling, Design, manufacture, supply, Installation, testing, commissioning and handing over of 1 no.10 persons capacity passenger lift along with three years CAMSC.				16.57
155	4 Nos. Bullet Motor Cycles of 350 CC				5.95

CHENNAI PORT AUTHORITY

PORT DEVELOPMENT WORKS - CAPITAL WORKS - 2024-25

APPENDIX-B - Section-II

EXPENDITURE

Sl. No.	Description of work	Budget Estimate 2024-25	Revised Estimate 2024-25 (Rupees in Lakhs)	Actuals 2024-25	Actuals 2023-24
156	Purchase of 1 No.Eicher (Soft Troop Carrier) - CISF				14.78
157	Supply, installation of 3 nos. 11 TR capacity A/c at Centenary Building Ground floor.				9.48
158	Hospital Equipments	26.84	20.00	61.79	48.15
159	Medical Furniture	9.93			
160	Implementation of EBS (Enterprise Business System) in 5 Major Ports	2000.00			
161	Supply and installation of Desk top computers and Peripherals		158.00	158.45	
162	Softwer Upgradation		14.51	12.50	
163	Face Reader		52.00		
164	Video Wall & its integration with CCTV Surveillance Centre and PCC		273.00		
165	Keltron - RFID based smart cards with printing for employees and Pensioners (30,000 Nos)			0.30	2.26
166	Implementation of EBS (Enterprise Business System) in 5 Major Ports)				818.00
	Total	8507.15	6097.08	15441.32	7812.00

Chennai Port Trust Gratuity Fund Account

Income & Expenditure

For the period ended as on 31.03.2024	Expenditure	For the period ended as on 31.03.2025	For the period ended as on 31.03.2024	Income	For the period ended as on 31.03.2025
53,19,13,267	Gratuity Payments	61,56,28,545	21,47,09,749	Interest on Investments	21,09,88,046
1,29,055	Legal Charges	1,18,088	4,83,483	Bank Interest	17,98,247
4,353	Bank Charges		1,37,59,344	Other Receipts	
-	Excess of Income over Expenditure		30,30,94,099	Excess of Expenditure over Income	40,29,60,340
53,20,46,675	Total	61,57,46,633	53,20,46,675	Total	61,57,46,633

sd/-

Sunil Paliwal
Chairperson
Ex-Officio

sd/-

Indranil Hazra
Secretary
Ex-Officio

sd/-

Malla Srinivasa Rao
Financial Adviser & Chief Accounts Officer
Ex-Officio

CHENNAI PORT TRUST AUTHORITY

Chennai Port Trust Gratuity Fund Account Balance Sheet

As at 31/3/2024	Particulars	As at 31/3/2025	As at 31/3/2024	Particulars	As at 31/3/2025
	SOURCES OF FUNDS			APPLCIATION OF FUNDS	
3,10,53,64,493	<u>Fund Balance</u>				
	Opening Bal:	3,25,22,70,394		Investments	3,06,79,38,109
45,00,00,000	Add: Contribution during the year	23,00,00,000		Interest Accrued but not due	-
	Add: Contributions from Transfers	1,37,23,987		TDS Receivable	44
30,30,94,099	Less: Expenditure over Income during the year	40,29,60,340		Deposits	16,06,423
	Less: Other adjustments during the year	20,20,983		Cash & Bank Balance	2,11,08,952
3,25,22,70,394	<u>Closing Balance</u>	3,09,10,13,058		Claims recoverable	(28,02,749)
	CHPT Pension Fund	1,34,29,278		Receivable from CHPA	1,65,22,929
	Payable to CHPA	(68,627)			
3,25,22,70,394	Grand Total	3,10,43,73,709	3,25,22,70,394	Grand Total	3,10,43,73,709

sd/-
Sunil Pallwal
Chairperson
Ex-Offico

sd/-
Indranil Hazra
Secretary
Ex-Offico

sd/-
Malla Srinivasa Rao
Financial Adviser & Chief Accounts Officer
Ex-Offico

Chennai Port Trust Pension Fund Account

Income & Expenditure

For the period ended as on 31.03.2024	Expenditure	For the period ended as on 31.03.2025	For the period ended as on 31.03.2024	Income	For the period ended as on 31.03.2025
2,96,78,30,706	Pension payments	3,30,83,36,943	2,86,06,09,058	Interest on Investments	2,91,02,38,939
66,002	Bank Charges	69,892	53,36,324	Bank Interest	11,60,136
			4,63,22,710	Other Receipts	
(5,56,28,616)	Excess of Income over Expenditure			Excess of Expenditure over Income	39,70,07,760
2,91,22,68,092	Total	3,30,84,06,835	2,91,22,68,092	Total	3,30,84,06,835

sd/-
Sunil Paliwal
Chairperson
Ex-Officio

sd/-
Indranil Hazra
Secretary
Ex-Officio

sd/-
Malla Srinivasa Rao
Financial Adviser & Chief Accounts Officer
Ex-Officio

Chennai Port Trust Pension Fund Account

Balance Sheet

As at 31/3/2024	Particulars	As at 31/3/2025	As at 31/3/2024	Particulars	As at 31/3/2025
	SOURCES OF FUNDS			APPLCIATION OF FUNDS	
36,72,93,93,066	<u>Fund Balance</u>			Investments with LIC	38,29,82,41,049
	Opening Bal:	37,51,37,64,449	34,77,27,53,024	Pension Fund FD	265
84,00,00,000	Add: Contribution during the year	1,02,00,00,000	265	Interest Accrued but not due	-
(5,56,28,617)	Add: Contributions from Transfers	3,40,75,922	2,85,91,84,589	TDS Receivable	29,73,188
	Less: Expenditure over Income during the year	39,70,07,760	29,73,188		
37,51,37,64,449	<u>Closing Balance</u>	38,17,08,32,610		Other Current Assets	
4,40,68,521	Chennai Port Authority	4,42,08,904	10,48,00,982	Cash & Bank Balance	9,62,09,072
1,45,071	TDS on Pension	41,336		Claims recoverable	30,60,00,000
1,82,099	TDS Pension-suspense	1,82,099	30,60,00,000		
1,48,06,060	Payable to GPF	1,48,06,060			
47,24,76,684	Pension Payable	47,30,83,401			
2,69,164	Gratuity Payable	2,69,164			
38,04,57,12,048	Grand Total	38,70,34,23,574	38,04,57,12,048	Grand Total	38,70,34,23,574

sd/-
Sunil Paliwal
Chairperson
Ex-Offico

sd/-
Indranil Hazra
Secretary
Ex-Offico

sd/-
Malla Srinivasa Rao
Financial Adviser & Chief Accounts Officer
Ex-Offico

Chennai Port Trust General Provident Fund Account

Income & Expenditure

For the period ended as on 31.03.2024	Expenditure	For the period ended as on 31.03.2025	For the period ended as on 31.03.2024	Income	For the period ended as on 31.03.2025
			17,44,85,633	Interest on Investments	17,70,10,925
			3,57,226	Bank Interest	6,78,744
			7,04,585	Other Receipt	
17,55,47,444	Excess of Income over Expenditure	17,76,89,669			
17,55,47,444	Total	17,76,89,669	17,55,47,444	Total	17,76,89,669

sd/-
Sunil Paliwal
Chairperson
Ex-Offico

sd/-
Indranil Hazra
Secretary
Ex-Offico

sd/-
Malla Srinivasa Rao
Financial Adviser & Chief Accounts Officer
Ex-Offico

Chennai Port Trust General Provident Fund Account Balance Sheet

As at 31/3/2024	Particulars	As at 31/3/2025	As at 31/3/2024	Particulars	As at 31/3/2025
	SOURCES OF FUNDS			APPLICATION OF FUNDS	
2,67,75,70,645	<u>Fund Balance</u>	2,50,88,64,141	2,29,05,00,000	Investments	2,32,72,00,000
71,78,23,420	Opening Bal:	58,10,61,059	11,88,34,156	Interest Accrued but not due	11,57,26,229
88,65,29,924	Add: Subscriptions during the year	67,02,72,793	2,62,11,730	TDS Receivable	1,08,66,590
	Add: Subscriptions of deputed e'ees			Other Current Assets	1,48,06,060
88,65,29,924	Less: Final Settlements during the year			Cash & Bank Balance	15,14,20,761
	Add: Interest declared and credited			Loan & Advances	
2,50,88,64,141	Closing Balance	2,41,96,52,407	1,48,06,060	Opening Balance	15,98,88,493
	Retained Earnings:		7,01,70,586	Add: Granted during the year	8,18,05,262
17,55,47,444	Opp: Balance	17,55,47,444		Less: Recovered during the year	8,88,23,875
	Add: for Current Year	17,76,89,669	12,48,48,389	Closing Balance	15,28,69,880
17,55,47,444	Less: Interest declared and credited				
	Closing Balance	35,32,37,113	9,94,14,527		
(40,00,560)	Other Current Liabilities	-	6,43,74,423		
			15,98,88,493		
2,68,04,11,025	Grand Total	2,77,28,89,520	2,68,04,11,025	Grand Total	2,77,28,89,520

sd/-
Sunil Paliwal
Chairperson
Ex-Officio

sd/-
Indranil Hazra
Secretary
Ex-Officio

sd/-
Malla Srinivasa Rao
Financial Adviser & Chief Accounts Officer
Ex-Officio



CHENNAI PORT AUTHORITY

PART - IV

ANNUAL ACCOUNTS 2024-25

**BALANCE SHEET
PROFIT AND LOSS ACCOUNT WITH
SCHEDULES AND
NOTES ON ACCOUNTS**



CHENNAI PORT AUTHORITY

CHENNAI PORT AUTHORITY

ANNUAL ACCOUNTS FOR THE FY 2024-25

CONTENTS

Sl. No.	Particulars	Schedule	Page No.
1	Balance Sheet		123
	Liability		
2	Reserves & Surpluses	I	124
3	Secured Loan	II	125
4	Grants-in-Aid	III	125
	Asset		
5	Fixed Assets	IV	126
6	Investments	V	127
7	Current Assets - Loans & Advances	VI	128
8	Cash and Bank Balances	VII	129-130
9	Current Liabilities & Provisions	VIII	131
10	Profit and Loss Account		132
	Income		
11	Cargo Handling and Storage Charges	I	133
12	Port and Dock Charges (including Pilotage)	II	133
13	Railway Earnings	III	133
14	Estate Rentals	IV	133
	Expenditure		
15	Cargo Handling and Storage Charges	V	134
16	Port and Dock Facilities for Shipping	VI	134
17	Railway Workings	VII	134
18	Rentable Lands and Buildings	VIII	134
19	Management and General Admin.	IX	134
20	Finance and Miscellaneous Income	X	135
21	Finance and Miscellaneous Expenditure	XI	135-136
22	Expenditure Typewise		137-139
23	Capital Works Expenditure		140
	Notes on Accounts		
24	Significant Accounting Policies		143-144
25	Notes on Accounts		145-157
26	Audit Report and Action taken Notes		161-172



CHENNAI PORT AUTHORITY

CHENNAI PORT AUTHORITY

BALANCE SHEET AS ON 31.03-2025

(Amount in Rs.)

Particulars	Sch. No.	As at 31.03.2025		As at 31.03.2024	
I SOURCES OF FUNDS					
i. RESERVES AND SURPLUS					
a. Capital Reserve		11,19,71,34,748		11,19,71,34,748	
b. Revenue Reserves	I	7,87,62,65,888		6,98,08,49,086	
c. Statutory Reserves		6,61,65,79,954	25,68,99,80,590	6,42,82,65,970	24,60,62,49,804
ii. LOAN FUNDS					
a. Secured Loans	II	9,78,21,87,500		12,55,56,25,000	
b. Un-Secured Loans		1,46,72,00,000	11,24,93,87,500	0	12,55,56,25,000
iii. GRANTS IN AID	III		33,78,26,713		38,77,57,550
TOTAL			37,27,71,94,803		37,54,96,32,354
II APPLICATION OF FUNDS					
i. FIXED CAPITAL ASSETS	IV				
a. Gross Block		10,63,35,70,229		10,07,08,27,179	
Less : Accumulated Depreciation		4,61,51,38,112		4,17,48,21,881	
Net Block		6,01,84,32,117		5,89,60,05,298	
b. Capital Work In Progress		55,16,10,094	6,57,00,42,211	1,12,63,07,570	7,02,23,12,868
ii. INVESTMENTS	V		28,25,38,69,411		26,60,35,69,411
Long term Investments					
iii. CURRENT ASSETS, LOANS & ADVANCES					
a. Current Assets					
(i). Interest Accrued on Investmets		29,91,46,240		29,10,72,562	
(ii). Inventories		7,77,83,109		9,32,97,931	
(iii). Sundry Debtors	VI				
a. Less than 6 months		7,51,98,237		4,52,76,503	
b. More than 6 months		1,22,83,70,933		1,51,25,13,662	
(iv). Cash and Bank Balances	VII	8,58,43,69,598		8,26,87,10,665	
b. Loans and Advances	VI	5,17,05,49,072		4,75,49,82,424	
SUB TOTAL		15,43,54,17,189		14,96,58,53,747	
Less : Current Liabilities and Provisions	VIII	14,12,37,11,063		11,40,42,71,802	
NET CURRENT ASSETS			1,31,17,06,126		3,56,15,81,945
iv. Miscellaneous Expenditure			1,14,15,77,055		36,21,68,130
(to the extent not written off)					
TOTAL			37,27,71,94,803		37,54,96,32,354

Sd/-
Malla Srinivasa Rao
Financial Adviser & Chief Accounts Officer

Sd/-
Sunil Paliwal
Chairperson

Place: Chennai,
Date: 27.05.2025

CHENNAI PORT AUTHORITY

SCHEDULE - I RESERVES AND SURPLUSES

(in ₹)

Sl. No	Reserves and Balances	Capital Reserve	Reserve for replacement, rehabilitation and modernisation of Capital Assets	General Reserve	Reserve for development & repayment of loans and contingencies	General Insurance Fund	Employees Welfare Fund	Family Security Fund	L.I.W. Compensation Fund	Leave encashment Fund
I	Balance as at 1st April 2024	11,19,71,34,748	3,13,08,18,667	3,71,98,31,096	3,29,74,47,303	2,07,88,93,988	1,51,20,110	29,24,70,469	4,60,06,192	82,85,27,231
II	ADD									
1	Contribution from Revenue Account									
2	Amount transferred from Capital Reserve									
3	Interest on Investments	0	9,41,56,992	64,74,12,000	9,41,56,992		15,00,000	15,00,000	15,000	37,54,38,459
4	Capital Profit on sale of Capital Asset									
5	Net surplus transferred from Revenue Account									
6	Miscellaneous receipts									
7	Subscription from Employees					17,00,20,137	5,64,035	2,42,58,013	35,86,963	
	TOTAL-A	11,19,71,34,748	3,22,49,75,659	4,36,72,43,096	3,39,16,04,295	2,24,89,14,125	1,71,84,145	31,87,37,761	4,96,35,731	1,20,39,65,690
III	LESS:									
1	Amount transferred to Revenue towards Repayment of debts, Foreign Exch. Fluctuation, Escrow fund									
2	Amount transferred to General Reserve									
3	Amount transferred to Capital Reserve									
4	Expenditure									
5	Amount transferred to meet appropriations to statutory reserves						7,51,000	23,18,547		32,63,45,112
	TOTAL- B					1	7,51,000	23,18,547		32,63,45,112
	Balance as at 31st March 2025 (A-B)	11,19,71,34,748	3,22,49,75,659	4,36,72,43,096	3,39,16,04,295	2,24,89,14,124	1,64,33,145	31,64,19,214	4,96,35,731	87,76,20,578

sdl/-

Malla Srinivasa Rao
Financial Adviser & Chief Accounts Officer

Sdl/-

Sunil Paliwal
Chairperson

Place: Chennai,
Date: 27.05.2025

CHENNAI PORT AUTHORITY

SCHEDULE II - SECURED LOAN

(In ₹)

Particulars	As at 31.03.2025	As at 31.03.2024
Loan from SBI for acquisition of KPL		
Opening Balance	12,55,56,25,000	14,66,56,25,000
Add: Availed during the year		
Less: Repayment during the year	2,77,34,37,500	2,11,00,00,000
Closing Balance	9,78,21,87,500	12,55,56,25,000
Loan from Govt. of India		
Opening Balance		
Add: Availed during the year	1,46,72,00,000	
Less: Repayment during the year		
Closing Balance	1,46,72,00,000	

SCHEDULE III - Grants-in-Aid

(In ₹)

Particulars	As at 31.03.2025	As at 31.03.2024
Opening Balance	38,77,57,550	25,31,51,149
Add: Received during the year	39,07,58,705	12,70,31,295
Add: Interest earned during the year	72,30,458	75,75,106
	78,57,46,713	38,77,57,550
Less: expenditure incurred during the year	44,79,20,000	
Closing Balance	33,78,26,713	38,77,57,550

Sd/-
Malla Srinivasa Rao
Financial Adviser & Chief Accounts Officer

Sd/-
Sunil Paliwal
Chairperson

Place: Chennai.
Date: 27.05.2025

**CHENNAI PORT AUTHORITY
SCHEDULE TO BALANCE SHEET**

SCHEDULE-IV - FIXED ASSETS

Sl. No.	Particulars	GROSS BLOCK				DEPRECIATION & AMORTIZATION					NET BLOCK	
		Opening Balance as on 01.04.2024	Additions/transfer during the year	Deletions during the year	Closing Balance as on 31.03.2025 (2+3-4)	Opening Balance as on 01.04.2024	Deletion	Adjustment	Provided during the year	Closing Balance as on 31.03.2025 (6-7+9)	As on 31.03.2025 (5) - (10)	As on 31.03.2024 (2) - (6)
1	Land											
	(a) - Free hold Land [211000000]	27,49,27,906			27,49,27,906						27,49,27,906	27,49,27,906
	(b) - Lease hold Land [211000001]	99,89,08,961			99,89,08,961	12,23,23,805			1,00,89,990	13,24,10,796	86,64,98,166	87,65,88,156
2	Capital Dredging [211000002]	1,14,71,11,617	59,11,290		1,15,30,22,907	17,73,78,829			1,97,49,787	19,71,28,616	95,58,94,291	96,97,32,788
3	Buildings, Sheds & Other Structures [211000003]	1,24,84,97,120	47,56,56,308	20,38,49,892	1,52,03,03,537	55,71,35,860	2,17,75,581		11,58,27,370	65,11,87,649	86,91,15,888	69,13,61,260
4	Wharves, Roads & Boundaries [211000004]	64,14,63,422	8,41,21,522		72,55,84,444	27,94,27,278			5,42,75,445	33,37,02,723	39,18,81,721	36,20,36,143
5	Floating Crafts [211000005]	3,21,05,449			3,21,05,449	2,11,53,795			16,01,421	2,27,55,216	93,50,233	1,09,51,654
6	Railway and Rolling Stock [211000006]	57,83,86,698	5,25,05,029		63,08,91,727	26,33,03,786			1,45,54,113	27,78,63,899	35,30,27,827	31,50,76,911
7	Docks, Seawalls, Piers & Navigational Aids [211000007]	2,25,88,39,530	4,66,29,843		2,30,54,69,373	91,21,63,266			15,25,60,470	1,06,47,23,736	1,24,07,45,637	1,34,66,76,264
8	Cranes & Vehicles [211000008]	3,23,65,176			3,23,65,176	2,02,91,138			23,76,416	2,26,67,554	96,97,622	1,20,74,038
9	Plant & Machinery											
	(a) Semi Mechanised Coal [211000009] Handling System											
	(b) Others [211000010]	80,69,43,386	5,64,62,572		86,34,05,958	42,23,12,375			4,28,15,441	46,51,27,816	39,82,78,142	38,46,31,010
10	Installation for Water, Electricity, Telecom Systems & Fire Fighting [211000011]	45,06,81,591	3,96,02,079	32,56,372	48,72,27,298	27,34,74,498	32,56,371		1,61,07,445	28,63,25,572	20,09,01,725	17,72,07,092
11	Oil Pipeline Installations [211000012]	54,38,42,202	87,61,169		55,26,03,371	34,58,32,036			2,02,61,568	36,60,53,604	18,65,09,767	19,80,10,166
12	Ore Handling Facilities [211000013]	33,37,55,135			33,37,55,135	31,99,32,076			11,62,413	32,10,94,489	1,26,60,646	1,38,23,059
13	Container Handling [211000014]	71,48,74,362			71,48,74,362	45,19,65,518			1,39,66,304	46,59,31,822	24,89,42,540	26,29,08,844
14	Side Line [211000015]	81,24,626			81,24,626	81,24,620				81,24,620	6	6
	Total	10,07,06,27,179	76,98,49,314	20,71,06,264	10,63,35,70,229	4,17,48,21,881	2,50,31,952		48,53,48,163	4,61,51,38,112	6,01,84,32,117	5,89,60,05,298
15	Capital Work in Progress [212000000]	1,12,63,07,570		57,46,97,476	55,16,10,094						55,16,10,094	1,12,63,07,570
	Grand Total	11,19,71,34,749	76,98,49,314	78,18,03,740	11,18,51,80,323	4,17,48,21,881	2,50,31,952		48,53,48,163	4,61,51,38,112	6,57,00,42,211	7,02,23,12,806

* Amount mentioned in Column No.6, 9 & 10 for item No.1(b) represents amortization

Sd/-

Malla Srinivasa Rao

Financial Adviser & Chief Accounts Officer

Sd/-
Sunil Paliwal
Chairperson

Place: Chennai.
Date: 27.05.2025

CHENNAI PORT AUTHORITY

SCHEDULE V - Investments

(In ₹)

Particulars	As at 31.03.2025	As at 31.03.2024
A. Bonds and Securities		
Kamarajar Port Ltd (erstwhile Ennore Port Ltd.) (10,00,00,000 shares @ Rs.10/- each.)	1,00,00,00,000	1,00,00,00,000
Kamarajar Port Ltd (erstwhile Ennore Port Ltd.) (20,00,00,000 shares @ Rs. 119.15/- each.)	23,83,00,00,000	23,83,00,00,000
Sethusamudram Corporation Ltd. (3,00,00,000 shares @ Rs.10/- each)	30,00,00,000	30,00,00,000
Chennai Ennore Port Road Co. Ltd. (13,98,00,000 shares @ Rs.10/- each)	1,39,80,00,000	1,39,80,00,000
(Out of the above, Rs.2.80 crores value of shares certificates received without stamp duty paid endorsement & hence the same was returned for making endorsement)		
Indian Port Rail Corporation Ltd. (72,00,000 shares @ Rs.10/- each)	7,20,00,000	7,20,00,000
KanyaKumari Port Limited (10,000 Shares @ Rs.10/- each)	1,00,000	1,00,000
Dredging Corporation of India (Totally 10,000 Shares- 4674 @ Rs.334.50 each and 5326 @ Rs.333.43 each approx.)	33,39,311	33,39,311
Chennai MMLP Pvt Ltd. (165043010 Equity Shares at Rs.10/- each)	1,65,04,30,100	1,30,100
Total	28,25,38,69,411	26,60,35,69,411

Sd/-
Malla Srinivasa Rao
Financial Adviser & Chief Accounts Officer

Sd/-
Sunil Paliwal
Chairperson

Place: Chennai.
Date: 27.05.2025

CHENNAI PORT AUTHORITY

SCHEDULE VI - CURRENT ASSETS, LOANS & ADVANCES

(In ₹)

Particulars	As at 31.03.2025	As at 31.03.2024
A. CURRENT ASSETS		
I. Accrued Int. on Investments		
General Fund- Revenue	16,33,18,098	16,17,55,014
ChPT Employees L.I.W. Compen. Fund	16,52,904	15,46,196
Family Security Fund	1,20,24,858	1,15,40,663
Leave Encashment Fund	2,38,23,107	2,38,23,107
General Insurance Fund	8,18,64,034	7,20,71,510
House Building Advance	79,61,163	1,21,66,451
Int. Acc. EWF	17,19,822	13,87,367
Conveyance Advance	67,81,305	67,81,305
Computer Advance	949	949
Total	29,91,46,240	29,10,72,562
II. Inventories	9,76,31,743	11,31,46,565
Less: Provision for Obsolete stock	1,98,48,634	1,98,48,634
	7,77,83,109	9,32,97,931
ii. Sundry Debtors		
a. Government Dues	48,09,93,327	75,14,45,677
b. Non Government Dues	82,25,75,843	80,63,44,488
Total	1,30,35,69,170	1,55,77,90,165
Particulars	As at 31.03.2025	As at 31.03.2024
B. LOANS & ADVANCES		
i. Advances and Loans to subsidiaries / Ports		
a. Kamarajar Port Ltd.	1,36,02,49,993	1,59,03,74,989
Total	1,36,02,49,993	1,59,03,74,989
ii. Advances recoverable in Cash or in kind or the value to be received		
a. Employee Advances	9,09,47,455	10,01,49,014
b. Advance For Purchases	5,52,10,449	4,00,17,103
c. Advance For Works	10,16,12,654	7,60,38,227
Total	24,77,70,558	21,62,04,345
iii. Advances, Deposits & Other receivables		
d. Advance to Others	79,65,94,201	53,57,87,411
iv. Balance with Customs, Excise, Income Tax departments etc.,		
a. Income Tax - TDS, Advance Tax, etc.,	2,57,18,08,363	2,36,87,68,944
Total	2,57,18,08,363	2,36,87,68,944
v. Deposits		
a. Deposits with TNEB	4,30,21,077	4,30,21,077
b. Hon'ble High Court	15,02,79,222	
c. Telephone	84,550	84,550
c. Others	7,41,108	7,41,108
Total	19,41,25,958	4,38,46,736
Total Loans and Advances (i to iv)	5,17,05,49,072	4,75,49,82,424

Sd/-
Malla Srinivasa Rao
Financial Adviser & Chief Accounts Officer

Sd/-
Sunil Paliwal
Chairperson

Place: Chennai.
Date: 27.05.2025

SCHEDULE VII - CASH & BANK BALANCES

CHENNAI PORT AUTHORITY

(In ₹)

As at 31.03.2025												
Name of the Bank	General Fund (Rev-I)	Reserve for replacement, rehabilitation and modernisation of Capital	Reserve for development & repayment of loans and contingencies	Now/ Contributo ry Pension Scheme	Leave Encashment Fund	General Insurance Fund	Family Security Fund	Loss in Wages Compensation Fund	Welfare Fund	Deposit Fund	Railway Freight Advance	Total
2	3			4	5	6	7	8	9	10	11	[3 to 11]
A. Fixed Deposits:												
Bank of Baroda						17,27,00,000	8,99,00,000					26,26,00,000
Canara Bank	26,71,00,000					44,13,00,000	11,75,00,000					82,59,00,000
Indian Bank		18,00,00,000	18,00,00,000			8,98,00,000			51,50,000			45,49,50,000
Indian Overseas Bank						8,94,00,000	4,23,00,000					13,17,00,000
Punjab National Bank						55,59,00,000						55,59,00,000
Punjab & Sind Bank												0
State Bank of India	1,40,58,29,749					27,06,00,000		17,00,000	31,00,000			1,68,12,29,749
Union Bank of India						54,34,00,000	7,26,00,000	4,70,00,000				66,30,00,000
Investment with LIC (IGF)	2,46,71,25,059											2,46,71,25,059
Investment with LIC (IEF)					71,51,08,110							71,51,08,110
Treasury	57,000									1,99,952		57,000
Contractors & Others												1,99,952
TOTAL (A)												
4,14,01,11,808												
B. Short Term Deposits with Banks												
State Bank of India	36,45,90,000											36,45,90,000
TOTAL (B)												
36,45,90,000												
C. Balance at Banks:												
I. In Current Accounts:												
State Bank of India Rev.I	11,03,27,729											11,03,27,729
State Bank of India Rev.II	14,30,49,812											14,30,49,812
State Bank of India Cap.I	10,336											10,336
State Bank of India Cap.II	9,967											9,967
State Bank of India										76,95,999	1,39,29,253	2,16,25,252
Indian Bank (EOD)	16,49,214											16,49,214
SBI Loan Service A/c	8,24,96,607											8,24,96,607

SCHEDULE VII - CASH & BANK BALANCES

CHENNAI PORT AUTHORITY

(In ₹)

Name of the Bank		As at 31.03.2025										Total
	General Fund [Rev-I]	Reserve for replacement, rehabilitation and modernisation of Capital	Reserve for development & repayment of loans and contingencies	New Contributory Pension Scheme	Leave Encashment Fund	General Insurance Fund	Family Security Fund	Loss in Wages Compensation Fund	Welfare Fund	Deposit Fund	Railway Freight Advance	
2	3			4	5	6	7	8	9	10	11	[3 to 11]
SBI (GST)	18,80,344											18,80,344
SBI Domat A/c	10,035											10,035
IDBI Bank - Collection control A/c.	21,359											21,359
IDBI Bank Ltd - EDI												0
SBI (FHMCI)	1,41,420											1,41,420
ICICI Bank - e collection A/c	7,82,55,667											7,82,55,667
SBI EBS e-collection A/c	1,00,000											1,00,000
Sub Total	41,79,52,488									76,95,999	1,39,29,253	43,95,77,740
II. Savings Bank Accounts:												
Canara Bank												
State Bank of India Rev.I	4,46,499							2,73,895				2,73,895
State Bank of India Rev.II	35,333											4,46,499
State Bank of India												35,333
Union Bank of India (Harbour Entry Fees)	5,99,653			5,63,707	1,15,65,443	1,82,754	25,13,582		62,51,122			2,10,76,608
Sub Total	10,81,485			5,63,707	1,15,65,443	1,82,754	25,13,582	2,73,895	62,51,122			2,24,31,988
TOTAL (C)	41,90,33,973			5,63,707	1,15,65,443	1,82,754	25,13,582	2,73,895	62,51,122	76,95,999	1,39,29,253	46,20,09,728
D. Cash on Hand												
Grand Total (A to D)	4,92,37,35,780	18,00,00,000	18,00,00,000	5,63,707	72,66,73,553	2,16,32,82,754	32,48,13,582	4,89,73,895	1,45,01,122	78,95,991	1,39,29,253	8,58,43,69,598

Sd/-
Malla Srinivasa Rao
Financial Adviser & Chief Accounts Officer

Sd/-
Sunil Paliwal
Chairperson

Place: Chennai.
Date: 27.05.2025

CHENNAI PORT AUTHORITY

SCHEDULE VIII - CURRENT LIABILITIES & PROVISIONS

(In ₹)

Particulars	As at 31.03.2025	As at 31.03.2024
A. CURRENT LIABILITIES		
i. Statutory Funds	9,43,04,213	11,68,04,276
ii. Miscellaneous creditors & cr. balances	3,62,47,20,249	2,15,46,80,128
iii. Deposits from merchants, contractors etc.	6,51,00,72,992	7,01,35,64,039
iv. Others	8,32,21,729	29,52,74,815
v. Corporate Social Responsibility (CSR)	1,32,57,996	1,05,07,455
	10,32,55,77,179	9,59,08,30,713
B. PROVISIONS		
i. Employees Related Benefits	2,02,63,11,910	60,50,03,941
ii. Provision for taxation	1,51,08,00,000	85,26,00,000
iii. Provision for Expenses	26,10,21,974	35,58,37,148
	3,79,81,33,884	1,81,34,41,089
Grand Total	14,12,37,11,063	11,40,42,71,802

Sd/-
Malla Srinivasa Rao
Financial Adviser & Chief Accounts Officer

Sd/-
Sunil Paliwal
Chairperson

CHENNAI PORT AUTHORITY

Place: Chennai,
Date: 27.05.2025

CHENNAI PORT AUTHORITY

PROFIT AND LOSS ACCOUNT FOR THE YEAR ENDED 31.03.2025

(In ₹)

Particulars	Sch. No.	Year ended 31.03.2025	Year ended 31.03.2024
Operating Income			
Cargo Handling and Storage Charges	I	6,08,25,92,652	5,66,93,22,374
Port and Dock Charges	II	4,21,27,73,297	4,15,71,00,249
Railway Earnings	III	3,14,18,018	3,78,53,186
Estate Rentals	IV	61,66,34,252	65,24,03,253
Total		10,94,34,18,219	10,51,66,79,062
Operating Expenditure			
Cargo Handling and Storage Charges	V	1,17,63,55,633	1,23,87,20,212
Port and Dock Facilities for Shipping	VI	1,18,13,60,663	1,08,52,88,917
Railway Workings	VII	32,16,32,997	30,66,03,557
Rentable land & Building	VIII	17,43,70,902	13,68,14,221
Management and General Admn Expenses	IX	3,88,97,08,569	3,82,63,39,045
Total		6,74,34,28,764	6,59,37,65,952
Operating Surplus		4,19,99,89,455	3,92,29,13,110
Add : Finance and Miscellaneous Income	X	4,57,93,40,873	3,17,40,92,532
		8,77,93,30,328	7,09,70,05,642
Less : Finance and Miscellaneous Expenditure	XI	7,13,60,29,488	5,08,23,47,593
Profit Before Tax		1,64,33,00,840	2,01,46,58,049
Less: Provision for Taxation			
for previous years		13,93,74,856	
for current year		65,82,00,000	85,26,00,000
Profit After Tax		84,57,25,984	1,16,20,58,049
Less: Amount transferred to Reserve for Replacement, Rehabilitation & Modernization of Capital Assets		9,41,56,992	8,74,23,760
Less: Amount transferred to Reserve for Development, Repayment of Loans & Contingencies		9,41,56,992	8,74,23,760
Amount available for Appropriation		65,74,12,000	98,72,10,529
Less : Appropriations:			
Contribution to General Insurance Fund		1,00,00,000	1,00,00,000
Contribution to Capital Works (Capital-I & II)			78,12,00,000
Total		1,00,00,000	79,12,00,000
Balance carried forward to General Reserve		64,74,12,000	19,60,10,529

Sd/-
Malla Srinivasa Rao
Financial Adviser & Chief Accounts Officer

Sd/-
Sunil Paliwal
Chairperson

Place: Chennai.
Date: 27.05.2025

CHENNAI PORT AUTHORITY

SCHEDULES TO PROFIT AND LOSS ACCOUNT

(In ₹)

Sch. No.	Particulars	Year ended 31.03.2025	Year ended 31.03.2024
	OPERATING INCOME		
I	Cargo Handling and Storage Charges		
	Handling Charges on General Cargo	1,25,48,66,346	1,43,72,63,266
	Handling of POL Products	76,47,00,805	58,72,68,010
	Storage Fees	52,65,45,348	49,96,51,626
	Cranage	1,33,42,643	2,08,61,130
	Wharfage Charges on Containers	1,18,63,572	5,10,403
	Stevedoring Charges	18,45,81,596	15,39,20,798
	Demurrage on General Cargo	4,58,04,459	5,50,55,246
	Harbour Entry Fees	7,14,54,262	6,77,11,185
	Miscellaneous Income	2,54,30,733	2,49,67,108
	Sub Total (A)	2,89,85,89,764	2,84,72,08,772
	Income from BOT Contracts		
	Royalty from CCTPL	1,27,41,54,274	1,13,33,55,894
	Revenue share from CITPL	1,90,61,65,688	1,68,54,24,375
	Revenue share - Global Port Solutions (MHC)	3,49,593	
	Amortisation of Upfront Premium - CITPL	33,33,333	33,33,333
	Sub Total (B)	3,18,40,02,888	2,82,21,13,602
	Total (A + B)	6,08,25,92,652	5,66,93,22,374
II	Port and Dock Charges		
	Port Dues	88,72,31,264	87,27,85,014
	Pilotage and Towage	2,37,78,40,650	2,37,40,51,544
	Berth Hire Charges	81,91,35,861	77,38,80,390
	Miscellaneous Income	12,85,65,522	13,63,83,301
	Total	4,21,27,73,297	4,15,71,00,249
III	Railway Earnings		
	Freight and Haulage charges	1,24,05,540	1,48,61,997
	Terminal Charges	1,81,06,425	2,10,01,745
	Miscellaneous Income	9,06,053	19,89,444
	Total	3,14,18,018	3,78,53,186
IV	Estate Rentals		
	Licence Fee from Quarters	40,31,953	39,66,625
	Rent from Quarters	2,62,28,143	1,62,87,564
	Rent from Office Accommodation	6,66,69,008	9,35,97,436
	Upfront Premium from office accommodation	8,35,48,335	6,16,27,586
	Lease rent - CCTPL	7,15,968	7,15,968
	Lease Rent, Way Leave Charges - CITPL	13,30,81,087	12,62,40,949
	Electricity and Water Charges	28,41,20,916	33,15,41,073
	Miscellaneous Income	1,82,38,842	1,84,26,052
	Total	61,66,34,252	65,24,03,253

CHENNAI PORT AUTHORITY

SCHEDULES TO PROFIT AND LOSS ACCOUNT

(In ₹)

Sch. No.	Particulars	Year ended 31.03.2025	Year ended 31.03.2024
V	OPERATING EXPENDITURE		
	Cargo Handling and Storage Charges		
	Handling and Storage of General Cargo	53,55,83,366	59,38,29,965
	Handling of POL Products	7,35,21,012	8,05,05,149
	Warehousing	16,88,41,922	15,27,96,195
	Op & Maint. of Cranes including floating cranes		
	Administration and General Expenses	33,35,63,908	35,02,84,301
	Depreciation	6,48,45,425	6,13,04,602
	Total	1,17,63,55,633	1,23,87,20,212
VI	Port and Dock Facilities for Shipping		
	Towage, Berthing and Mooring	(7,18,544)	1,64,52,605
	Pollution Control	1,33,37,857	1,14,34,634
	Pilotage	24,17,88,317	22,74,09,113
	Fire Fighting	15,25,88,813	12,88,92,807
	Op & Maint. of Navigational Aids	60,73,01,487	64,05,98,888
	Depreciation	16,70,62,733	6,05,00,870
	Total	1,18,13,60,663	1,08,52,88,917
VII	Railway Workings		
	Op & Maint. of Locomotives, Wagons, etc.	8,83,12,189	7,10,23,987
	Maint. of Permanent way, Signal and Interlocking Facilities	87,21,372	3,10,12,242
	Op & Maint. and Admn. & General Exp. of station, yards, Sidings	21,15,93,661	19,82,05,173
	Depreciation	1,30,05,775	63,62,155
	Total	32,16,32,997	30,66,03,557
VIII	Rentable Land & Building		
	Estate Maint. Admin. and Gen. Expenses	11,36,10,515	12,30,58,145
	Depreciation	6,07,60,387	1,37,56,076
	Total	17,43,70,902	13,68,14,221
IX	Management and General Administration Exp		
	Management and Secretarial	75,49,06,440	66,23,50,980
	Accounting and Auditing	42,65,22,572	41,78,25,314
	Property Tax	11,32,51,872	5,64,42,753
	Legal related Expenses	3,60,74,395	1,17,86,202
	Labour and Welfare Charges	7,93,49,764	5,10,58,755
	Medical related Expenses	68,52,96,397	67,67,13,046
	Storekeeping	10,63,42,811	13,16,99,275
	Telephone Expenses	12,21,675	9,20,831
	Engineering and Workshop Overheads	1,52,70,68,779	1,73,60,68,245
	Depreciation	15,96,73,864	8,14,73,644
	Total	3,88,97,08,569	3,82,63,39,045

CHENNAI PORT AUTHORITY

SCHEDULES TO PROFIT AND LOSS ACCOUNT

(In ₹)

Sch. No.	Particulars	Year ended 31.03.2025	Year ended 31.03.2024
X	Finance and Miscellaneous Income		
	Interest & Dividend		
	Interest of Fixed Deposits - General Fund	36,07,50,995	38,09,22,163
	Interest on Loan to KPL	13,97,88,429	16,04,18,537
	Interest on I.T. Refund	2,74,49,047	
	Interest on Advances to Employees	12,80,391	18,48,821
	Dividend from Equity Shares in KPL	3,90,00,00,000	2,40,00,00,000
	Sub Total (A)	4,42,92,68,862	2,94,31,89,521
	Other Non-operating & Misc Income		
	Profit on Sale of Capital Asset	1,90,31,914	1,83,340
	Sale of Unserviceable Goods	3,64,00,884	3,73,51,525
	Revenue Grant from MEA - Feasibility Study		
	Penalties	5,01,83,415	4,56,14,710
	Miscellaneous Receipts	3,43,13,309	10,32,99,233
	Items relating to previous year	1,01,42,489	4,44,54,203
	Sub Total (B)	15,00,72,011	23,09,03,011
	Total (A + B)	4,57,93,40,873	3,17,40,92,532
XI	Finance and Miscellaneous Expenditure		
	Contribution & Expenditure towards Retirement Benefits		
	Contribution to Pension Fund	1,01,40,72,360	84,00,00,000
	Contribution to Gratuity Fund	23,00,00,000	45,00,00,000
	Contribution to New Pension Scheme	1,84,85,475	2,67,67,094
	Superannuation Pension - Retired Prior to 14.11.2002	1,12,73,11,319	1,07,78,18,394
	Family Pension - Retired Prior to 14.11.2002	92,82,54,245	95,47,18,273
	Sub Total (A)	3,31,81,23,399	3,34,93,03,761
	Contribution to Other Funds		
	Contribution to Leave Encashment Fund	29,75,59,497	35,00,00,000
	Contribution to Welfare Fund	15,00,000	15,00,000
	Contribution to Family Security Fund	17,58,001	15,00,000
	Contribution to Loss in Wages Compensation Fund	15,000	12,198
	Sub Total (B)	30,08,32,498	35,30,12,198
	Deferred Revenue Expenditure		
	One time settlement to SC WWC Emp.	5,20,224	5,20,212
	Sub Total (C)	5,20,224	5,20,212

CHENNAI PORT AUTHORITY

SCHEDULES TO PROFIT AND LOSS ACCOUNT

(In ₹)

Sch. No.	Particulars	Year ended 31.03.2025	Year ended 31.03.2024
	Other Finance & Miscellaneous Expenditure		
	Bank Charges, Brokerage & Commission	14,37,174	9,72,969
	Interest on Loan from SBI	1,00,08,83,104	1,18,29,89,098
	Amortization of upfront fee paid on Term Loan	31,46,665	31,46,665
	Loss on disposal of Capital Assets		40,908
	Wage revisions arrears	2,34,67,28,369	
	Prior Period Exp. - Others	16,43,58,055	19,23,61,782
	Sub Total (D)	3,51,65,53,367	1,37,95,11,422
	Total (A to D)	7,13,60,29,488	5,08,23,47,593

Sd/-
Malla Srinivasa Rao
Financial Adviser & Chief Accounts Officer

Sd/-
Sunil Paliwal
Chairperson

Place: Chennai.
Date: 27.05.2025



CHENNAI PORT AUTHORITY

CHENNAI PORT AUTHORITY TYPE WISE EXPENDITURE

(In ₹)

Type Code	Particulars	Year ended 31.03.2025	Year ended 31.03.2024
A	Salaries and Wages		
41100000	Salary and wages	3,79,84,83,107	4,06,62,42,141
		3,79,84,83,107	4,06,62,42,141
41100013	Overtime	1,33,81,643	1,30,87,861
41100015	Holiday Wages	3,64,13,448	2,37,26,387
41100016	Rest Day Wages	86,35,441	1,85,86,716
		5,84,30,532	5,54,00,964
41100011	Incentive	2,87,89,100	1,97,27,227
		2,87,89,100	1,97,27,227
41100025	Cafeteria Allowance	6,98,31,567	7,21,41,385
41100031	Child. Edu.Allowance	1,77,00,000	2,00,20,000
41100037	PLR / Bonus / Exgratia	3,37,00,000	5,50,00,000
		12,12,31,567	14,71,61,385
	Total (A)	4,00,69,34,306	4,28,85,31,717
B	Stores Expenses		
41200000	Stores - General Consumption	1,17,03,621	75,80,260
41200001	Stores - Oper. Consumption	4,75,31,007	3,07,11,127
41200002	Stores - Fuel Consumption	18,48,51,782	17,32,92,136
	Total (B)	24,40,86,410	21,15,83,523
C	Operation & Maintenance Expenses		
41300000	Hire - Vehicles	3,42,19,707	3,38,09,144
41300001	HireTugs & F.Craft	25,92,13,557	25,80,64,227
41300002	Damages&Defi- S.Rly	1,02,633	1,37,250
41300003	Sepa. Amt - CCTPL	45,82,222	34,54,666
41300004	Water Charges	3,49,37,862	2,81,46,688
41300005	Electricity Charges	30,48,82,730	29,33,69,294
41300006	Pollution Control	1,33,79,022	8,70,342
41300007	Police/Secu.ex. CISF	85,72,171	42,49,066
41300008	Honorarium	2,50,04,983	2,18,33,117
41300009	Gas Expenses	1,19,599	1,96,374
41300010	Hire-Man Power	2,65,56,375	1,88,27,035
41300012	R & Maintenance	11,72,28,001	14,96,00,066
41300013	Annual Lease	-8,00,00,000	2,00,00,000
41300014	Disaster Management Program		8,475
41300015	Testing&CertifyFees	54,660	1,03,360
41300016	Insurance- Port Prop	4,03,48,075	2,91,50,456
41300019	Research Development		27,94,550
41300020	Defer. Exp-Ele Corri	13,87,69,186	3,63,41,964
41300021	ESI - Port Contr.	13,590	14,365
41300025	Project Expenses	5,84,15,684	
41300026	Demur.ch.pay.toS.Rly	1,24,254	
	Sub Total (1)	98,65,24,311	90,09,70,439

CHENNAI PORT AUTHORITY TYPE WISE EXPENDITURE

(In ₹)

Type Code	Particulars	Year ended 31.03.2025	Year ended 31.03.2024
	Swach Bharat Abhiyan		
41310000	Cleaning Wharf		3,08,918
41310001	Cleaning&Repair Shed	48,963	20,000
41310002	Auction&Unserviceabl	700	
41310004	Clg&Repair-Port Road	36,17,139	84,46,889
41310009	Mod.Toliet-open area	3,70,670	42,24,292
41310012	Painting office &Resid	61,91,110	76,92,949
41310014	Cleang&Repair drains	54,90,047	16,27,464
	Sub Total (2)	1,57,18,629	2,23,20,512
	Green Port Initiative		
41320000	Envi Parameter Study	12,21,708	21,71,892
41320001	Plants-open area	12,23,571	53,72,699
	Sub Total (3)	24,45,279	75,44,591
	Total (C)	1,00,46,88,219	93,08,35,542
D	Office & General Adminstration Expenses		
41400000	Postage & Courier	2,82,961	3,37,629
41400001	Travel Expenses	19,02,995	24,11,280
41400002	Air Fare	46,76,980	40,85,868
41400005	Misc Expenditures	70,46,853	1,22,69,960
41400006	External Trainings	43,82,796	24,19,459
41400009	Entertainment Exp	3,04,996	2,16,821
41400010	Legal Expenses	3,74,83,314	51,56,239
41400011	Printing Stationery	23,16,533	15,42,112
41400012	Telephone Exp	12,21,675	9,20,831
41400013	Honora-Enqi.Officer	34,226	1,12,250
41400014	Internal Training	4,99,636	2,08,296
41400016	Business Promo Exp	45,62,908	1,20,29,945
41400017	Cont - CHPT School	4,50,69,769	3,72,56,481
41400018	Grant to Canteen		2,05,421
41400019	Grant-Sports Council	30,00,000	34,87,000
41400020	Hindi Exam/Celeb	2,63,141	2,31,700
41400021	Arbitration Fees	18,45,261	4,33,197
41400022	Prof Consultancy Fee	2,90,27,863	1,21,38,138
41400023	Advertisement Exp	35,81,487	33,68,955
41400024	AMC - Equip/Comp	5,76,69,836	7,94,98,624
41400025	Sub-Books Periodical	4,11,631	11,57,283
41400026	Audit Fees-C & AG	35,00,000	35,00,000
41400027	Rates & Taxes	11,32,51,872	5,64,42,753
41400028	Insurance	87,845	
41400029	Donation-Contribute	1,50,87,824	1,28,36,897

CHENNAI PORT AUTHORITY

TYPE WISE EXPENDITURE

(In ₹)

Type Code	Particulars	Year ended 31.03.2025	Year ended 31.03.2024
41400030	Licence Fees	82,251	7,200
41400031	Audit Fees otherthan	6,19,200	27,34,999
41400033	EPF Employer Share	6,63,146	7,26,312
41400034	EPF Admin.service Ch	15,525	17,400
41400035	EPF EDLI	27,641	30,263
41400036	Publicity Expenses	37,96,912	24,23,686
41400037	Exhibition Exp	44,21,527	16,37,976
41400038	Board Meeting Exp	1,16,437	8,52,040
41400039	Exp-Visit VIPs/VVIP	1,01,79,310	99,20,578
41400040	Inde /Republic day	7,28,779	2,80,606
41400041	Other Official Celeb	2,93,771	1,99,400
41400042	Purchase Furni&Equip	32,25,568	14,38,578
41400043	Purchase Comp/Print	6,82,814	3,99,499
41400046	Computer Peripherals	19,48,769	90,002
41400047	General LTC	16,91,200	37,50,369
41400048	Exp.on Vig.Awareness	10,15,075	6,80,618
41400049	Contri. to CSR Fund	3,48,61,741	3,12,12,000
41400050	Exp.Welfare.to School	42,15,438	
	Total (D)	40,60,97,506	30,86,68,665
E	Security Expenses		
41500001	Deployment cost of CISF	32,92,06,781	33,27,09,916
41500002	Arms & Ammunitions	14,28,613	43,04,583
41500003	Clothing & Equipments	17,55,441	15,34,703
	Total (E)	33,23,90,835	33,85,49,202
F	Medical Expenses		
41600000	Stores - Medical Consumption	5,03,28,677	3,42,11,415
41600002	Diet Expenses	36,87,285	42,39,048
41600001	Medical Reimbursement Employees	24,54,599	19,83,286
41600003	Medical Reimbursement Pensioners	97,04,352	59,13,555
41600009	Medical Reimbursement CISF	8,91,83,839	9,39,53,935
41600004	Referral Treatment Employees	12,73,41,400	14,76,36,065
41600005	Referral Treatment Pensioners	9,56,748	41,29,134
41600006	Referral Treatment CISF	2,26,404	1,33,519
	Total (F)	28,38,83,304	29,21,99,957
41700001 to 41700014	Depreciation (G)	46,53,48,183	22,33,97,346
	Grand Total (A) to (G)	6,74,34,28,764	6,59,37,65,952

Sd/-
Malla Srinivasa Rao
Financial Adviser & Chief Accounts Officer
Place: Chennai.
Date: 27.05.2025

Sd/-
Sunil Paliwal
Chairperson

CHENNAI PORT AUTHORITY

Capital Works Expenditure

(Rs. in Cr.)

Sl. No.	Particulars	Year ended 31.03.2025	Year ended 31.03.2024
1	Budgetary Support	-	-
2	Internal Resources	154.41	78.12
	Total	154.41	78.12

Sd/-
Malla Srinivasa Rao
Financial Adviser & Chief Accounts Officer

Sd/-
Sunil Paliwal
Chairperson

Place: Chennai.
Date: 27.05.2025



CHENNAI PORT AUTHORITY



CHENNAI PORT AUTHORITY

**ANNUAL ACCOUNTS
2024-25**

**ACCOUNTING POLICIES
AND
NOTES ON ACCOUNTS**



CHENNAI PORT AUTHORITY

CHENNAI PORT AUTHORITY
ANNUAL ACCOUNTS 2024-25
SIGNIFICANT ACCOUNTING POLICIES AND
NOTES ON ACCOUNTS

(A) ACCOUNTING POLICIES

1. The Books are maintained under Mercantile System (accrual basis) of accounting as per Ministry's Letter No.PR-20021/2/98-PG dated 6th November 2002.
2. Income is recognized as and when services are rendered and no significant uncertainty exists regarding the amount of consideration that will be derived from rendering of the service.
3. Fixed Assets are exhibited at historical cost less depreciation.
4. Fixed Assets are excluded from the financial statements on disposal.
5. Fixed Assets under Construction are categorized as Capital Works in Progress.
6. Physical Verification of all Fixed Assets is carried out once in three years.
7. Payments/Contributions which are not considered as Investments in the form of Equity or Loan shall be amortized over a period of 10 years from the first year in which the contribution is made.
8. Depreciation is provided on Straight Line Method at the rates in accordance with the life of those assets as prescribed vide Notification No.PR-24021/28/98-PG dt.20.8.1998 issued by the Ministry of Surface Transport, Ports Wing, Government of India. As per the new Accounting Policy, the Depreciation is provided in proportion to the utility of the Asset, as indicated in the Accounting Policy. Wherever Government fixed life norms is not available for any particular asset, the life norm is adopted as prescribed by the concerned operating Departments.
9. Capital Expenditure of value less than Rs.1,00,000/- and have life period less than 5 years are fully charged to revenue in the year of completion / put to use.
10. Amount spent towards reclamation of land is treated as Capital Expenditure and no depreciation is charged.
11. Acquisition of Land on Long-term lease by paying amount on upfront basis is treated as Lease hold land and included as fixed assets under the category land. Amount spent towards acquisition of lease hold land is written off / amortized over the lease period.
12. Operating leases are considered as revenue in nature and accordingly the receipts and payments are accounted. However, onetime non-refundable up front Premium received from lessees are apportioned over the period of lease.
13. Inventories are valued at weighted average cost. Non-stock items are charged to Revenue Account and the Stock items are only shown in the Balance Sheet as Stores and Inventory.
14. Stock items include items that were drawn from Main Stores for consumption/works, but not consumed as on 31st March and lying at work site/sub-stores.
15. The Long Term Investments are stated at cost.
16. Investments consists of the following:
 - a. Equity Contribution in Govt./ PSU Companies
 - b. Inter-corporate loan to other Ports
 - c. Fixed Deposits in Nationalized Banks
 - d. Interest yielding investment with LIC.
17. Disputed claims are not accounted under Sundry Debtors but only disclosed in the Notes on Accounts. A claim of the Port towards its Income made on a Port User challenged in any legal forum by the Port User is considered as Disputed Claim.
18. Irrecoverable debtors/claims are treated as Bad Debts and written-off on approval of the competent authority.
19. Claims accounted as income, but subsequently considered to be ineligible for receipt are treated in the books of accounts as expenditure on approval of the competent authority.

20. Prior period income or expense which arises in the current period as a result of errors or omission in the preparation of Financial Statements of one or more prior periods are included under Finance and Miscellaneous Income or Expenditure respectively.
21. As per the Revised Accounting format approved by the C&AG, all the investments are disclosed in **Schedule-V**, all the bank deposits and bank balances are shown in **Schedule-VII**.
22. In respect of posts created and identifiable to a particular project, the related establishment costs are charged to the project. In respect of posts created and operated for multiple projects, then such establishment cost are apportioned taking the weighted average of the number of months and the number of projects for which the posts are operated during the particular Financial Year.
23. Administrative Overheads at the rate of 2% on Capital Expenditure is charged and capitalized in respect of works contracts involved in progressive monitoring and certification of running bills by ChPAEngineers, whether it is mechanical or civil contracts and not in respect of supply items.
24. In respect of employees retired before 14.11.2002, the Pension payments are charged to the Profit and Loss account. In all other cases, the Pension payment including arrears payment, if any, are met from the earnings of the Pension Fund. All Gratuity payments are met from Gratuity Fund.
25. Leave Encashment Fund has been constituted for meeting the encashment liability with effect from the Financial Year 2010-11. Necessary contribution is made to build the corpus of this Fund based on the actuarial valuation, subject to a minimum contribution to the extent of actual expenditure incurred during the previous year.
26. Exceptional / Non-Recurring revenue expenditure which are considered to provide benefits to the Port over a period of more than one year or which are considered to result in mitigation of future expenditure or any of the obligations of Port are treated as Deferred Revenue Expenditure and are written off over a period not exceeding 5 years.
27. Chennai Port Authority follows income approach in respect of revenue grants received by it from the Government of India and accordingly receipt of grants are treated as income to the extent of expenditure incurred towards the purposes for which the grant is received and the remaining amount is treated as liability.
28. (a) (i) Government grants relating to construction/acquisition of fixed assets are recognized in the financial statements when there is reasonable assurance that the Port will comply with the conditions attached to the terms of grant and that the grant will be received.
- (ii) Government grants related to specific fixed assets are presented in the Balance Sheet by showing the grant as a deduction from the Gross value of the assets concerned in arriving at their book value. Where the grant related to a specific fixed asset equals the whole, or virtually the whole, of the cost of the asset, the asset is shown in the balance sheet at a nominal value.
- (b) Specific grants related to Revenue are shown separately under the respective head.
- (c) Income earned by ChPA through Duty Credit Scrips (DCS) is recognized on receipt of the DCSs at the values estimated on prudent basis. Subsequent excess realization or short realization on sale /transfer/utilization of the DCSs in comparison to their originally recognized value is treated as revenue income or revenue expenditure and reported under Finance & Miscellaneous Income or Finance & Miscellaneous Expenditure. Any reduction in the carrying values of these DCSs on subsequent balance sheet date(s) and/or on account of expiration of these DCSs are treated as revenue expenditure and reported under F&M Expenditure.
29. Earnest Money Deposit (EMD), Security Deposit (SD) and Miscellaneous Deposit lying unclaimed for more than 3 years under the Deposit code are treated as Lapsed Deposits and taken to the Finance & Miscellaneous Income. Refund of such deposits, upon receipt of claim at a later-date, is treated as revenue expenditure and reported under Finance and Miscellaneous Expenditure.

(B) NOTES ON ACCOUNTS

1. The financial statements have been prepared as per the revised format based on the orders of the Ministry of Shipping, Government of India vide letter No.PR-20021/2/98-PG dated 6.11.2002 for implementation of the Revised Standard Norms of Accounts for Major Port Trusts.

2. In March 2020, Chennai Port acquired the equity shares of KPL from GoI at a consideration of Rs.2383 Cr. by availing a term loan of Rs.1775 Cr. from SBI, CAG Branch, Egmore, Chennai, at an interest rate of 8% p.a., repayable over a period of 15 years. As on 31.03.2025, Chennai Port Authority [ChPA] has repaid principal amount of Rs.796.78 Cr. and the outstanding Term loan balance is Rs.978.22 Cr. The existing rate of interest for the Term Loan is 9.00% p.a. The total Term Loan Principal re-payment made during the FY 2024-25 is Rs.277.34 Cr. and the total interest paid during the Financial year 2024-25 is Rs.100.09 Cr.

As per the terms & conditions of Loan Sanction letter dated 20.3.2020, 30% of ChPA's shareholding in KPL has been pledged to SBI as collateral security for the Term Loan and the pledge agreement has been executed on 5 July, 20.21. Further, negative lien has been created on the balance 70% of ChPA's shareholding in KPL by giving Non Disposal Undertaking

3. Equity Contribution made by Port as on 31.03.2025

Sl. No.	Company	Year of Investment	Equity Contribution (Rs. in Cr.)	Dividend received, if any, during the accounting year (Rs. In Cr)
1	Kamarajar Port Limited	2001-02	50.00	390.00 (including Rs.90.00 Cr. Interim Dividend for 2024-25)
		2002-03	50.00	
		2019-20	2383.00	
		Total	2483.00	
2	Sethusamudram Corporation Limited	2006-07	5.50	NIL
		2007-08	4.50	
		2008-09	20.00	
		Total	30.00	
3	Chennai Ennore Port Road Co. Ltd.	2010-11	25.00	NIL
		2015-16	114.80	
		Total	139.80	
4	Indian Port Rail Corporation Ltd.	2017-18	7.20	NIL
5	Kanyakumari Port Limited	2019-20	0.01	NIL
6	Dredging Corporation of India (Market value as on 31.3.2025 – Rs.55 lakhs @ Rs.550/- per share)	2019-20	0.33	NIL
7	Chennai MMLP Pvt. Ltd	2022-23	0.01	NIL
		2024-25	165.03	
		Total	165.04	

4. Chennai Port entered into MoU with NHAI and TIDCO/GoTN as equity partners for the development of Multi Modal Logistics Park at Mappedu. As per the MoU, the share of ChPA as Equity Contribution was Rs.166.78 Cr. being the value of land to the extent of 121.74 acres, which was leased from SIPCOT, to be offered by ChPA to SPV. Subsequently, ChPA has surrendered 1.28 acres of land to SIPCOT. Hence, ChPA has offered land parcels measuring to an extent of 120.46 acres at Mappedu, valued at Rs.165.03 Cr. to the SPV, through sub-lease deed dated 13.3.2024, for the development of MMLP Project. Chennai MMLP Ltd. has forwarded the original Share Certificate No.6 dated 09.11.2023 amounting to Rs.165,01,69,900/- (i.e. 16,50,16,990 shares with equity face value of Rs.10/- each.) after adjusting the shares for the value of Rs.1,30,100 already issued by Chennai MMLP Pvt. Ltd. Subsequently, CMPL Pvt. Ltd. in the Board meeting held on 13.2.2025, vide Item No.10.7 it is recorded that the allotment done including share certificate in the extended Board Meeting held on 9.11.2023 stands null and void and resolved to issue 65,00,00,000 Equity Shares with a face value of Rs.10/- each at par on a Right basis as a private circulation to the Equity Shareholders. The share of ChPA in the rights issue was communicated as 16,91,30,000 shares (26.02% of SPV's aggregate amount i.e. Rs.650,00,00,000). However, Chennai Port conveyed its acceptance for the allotment of 16,50,30,000 (being the land value offered by ChPA towards equity contribution). CMPL Pvt. Ltd. in its Board meeting held on 25.3.2025 allotted 16,50,30,000/- shares of Rs.10/- each to ChPA. The share certificate is yet to be received.

The sub-lease charges of Rs.165.03 crores from CMPL Pvt. Ltd. is being amortized over the remaining Lease Period of 86 years 3 months and 9 days and an amount of Rs.2.01 crores for the period from 13.3.2024 to 31.3.2025 and charged to P&LA/c.

5. CESTAT has, vide its order dt.12.6.2017, held that Chennai Port is liable to pay service tax together with applicable interest and penalty for its receipts of Terminal Handling Charges (THC) from Southern Railway during the period from 01.07.2003 to 26.08.2007. The total liability as on 31.3.2019 was Rs.41.17 Cr. (Service tax – Rs.7.67 Cr., Interest – Rs.18.86 Cr. & penalty Rs.14.64 Cr.). Against this amount, Chennai Port has paid a sum of Rs.0.88 Cr. by means of payment subsequent to adjudication order for the period from 01.07.2003 to 31.01.2004 and a further sum of Rs.2.00 Cr. as pre-deposits. Chennai Port had filed an appeal before Apex Court challenging the order of CESTAT. In the meanwhile, consequent on introduction of Sabka Viswas (Legacy Dispute Resolution Scheme) 2019 by the Government, Chennai Port had filed an application under the Sabka Viswas (Legacy Dispute Resolution Scheme) 2019, for settling this litigation. Based on the direction given by the authorities, the Case filed in the Apex Court by Chennai Port has been withdrawn and Withdrawal Order has been submitted to SVLDRS Committee for issuance of closure order (Form 4). The closure order is yet to be received from the GST Department. Since the issue has been settled through SVLDRS, the Writ Petition filed by ChPA before Hon'ble High Court of Madras vide WP No.10625 of 2009 for recovery of the above dues from Southern Railway has been disposed by the Hon'ble High Court vide Order dated 10.4.2024.
6. **Details of ChPA's claims for various services rendered by the Port which are disputed by the parties other than M/s. CCTPL and M/s CITPL.**

Descriptions	Rs. in Cr.
O/b of outstanding Claims as on 01.04.2025	180.19
Less: Realised / adjusted during the year	0.32
Add: Interest & Penalty for the year 2024-25	0.22
C/b of outstanding Claims as on 31.03.2025	180.09

7. **Shortfall in MGT by Iron Ore Exporters**

Port had claimed a sum of Rs.39.80 Cr. from 11 iron ore exporters towards shortfall in MGT for the period from 1.2.2010 to 31.12.2010 and initiated action for encashment of BGs. Meanwhile, the iron ore exporters approached the Hon'ble High Court and obtained orders of injunction restraining the Port from invoking the BGs. Pursuant to the interim directions of the Hon'ble High Court, the iron ore exporters were extending the Bank Guarantees from time to time.

M/s. Tungabhadra Minerals Private Ltd. (TMPL) had filed Civil Suit No.1050 of 2010 before the Hon'ble High Court and the same came to be dismissed on 12.1.2017. Bank Guarantees submitted by TMPL were encashed during the year 2016-17 and adjusted against the dues. M/s.TMPL has filed OSA No.57 of 2017 against Chennai Port Trust against the judgement and decree dated 12.1.17 and same was disposed on 31.1.2022.

In respect of M/s. V S Lad and Sons, one of the Bank Guarantee for a sum of Rs.7.32 crores was not extended by the iron ore exporter despite directions of the Hon'ble High Court. Therefore, the interim injunction granted by the Court was vacated and consequently another Bank Guarantee for a sum of Rs.3.62 crores was encashed during the 2017-18 and adjusted against the dues.

M/s. Bharat Mines & Minerals has not extended two BGs amounting to Rs.7.32 Cr. and Rs.1.11 Cr. respectively. Hence both BGs were invoked, amount encashed and adjusted against the dues.

Hon'ble High Court Madras vide Order dt.25.11.2021 dismissed the Writ petitions filed by the Iron Ore exporters. Accordingly, the Bank Guarantees of 7 firms viz. Kariganur Mineral Mining industry (KMMI), Trident Minerals, Hothur Traders, Deccan mining, MSPL Ltd, Lakshminarayana Mining Company (LMNC) and Bellary Iron Ore Pvt Ltd. totaling to Rs.44.23 Cr. have been encashed by Chennai Port Authority during the year 2021-22 and adjusted against the dues.

In addition to the above, regarding the recovery of the unadjusted dues / interest from the 9 Iron ore exporters, after exhausting pre-suit mediation process as opined by ASG/L.A, action has been initiated to file the Civil suits. Civil suits filed in respect of the 7 Iron Ore Exporters as detailed below:

Sl. No.	Name of the exporter	Civil Suit filed date	Amount (in Rs.)	Court Fee (in Rs.)
1	MSPL	20.12.2024	27,48,27,903	82,44,838
2	Deccan Mining Industry	30.01.2025	10,24,57,841	30,73,736
3	KMMI	20.02.2025	7,31,94,247	21,95,828
4	BIOP	03.01.2025	9,76,47,537	29,29,427
5	Trident Minerals	20.02.2025	4,45,04,543	13,35,137
6	BMM	21.12.2024	6,08,35,034	18,25,052
7	Hothur Traders	29.04.2025	12,76,94,982	38,30,850

With regard to the balance dues recoverable from M/s.VS Lad and M/s.TMPL, legal opinion has been received from LA and the same is under examination.

In respect of MMTC, Hon'ble High Court has disposed the case with a direction to the petitioner to approach Administrative Mechanism for Resolution of CPSEs Disputes (AMRCD). A letter has been sent to M/s. MMTC on 12.04.2022 to take up the issue with AMRCD. The BG furnished by MMTC for the value of Rs.10,98,90,000/- is valid till 31.08.2025.

8. Other Vessel Related Litigations:

- M/s. Jansee Steel Industries Pvt. Ltd, has taken over the vessel M V Eleni. The total dues to be recovered is Rs.1.60 Cr. and the accrued penal interest upto 31.03.2025 is Rs.3.69 Cr. The Court case CS 751/2008 filed by M/s. Jansee Steel Industries Pvt. Ltd vs Chennai Port Authority and three others is still pending
- The vessel M.T. Prathibha Cauvery ran aground during cyclone Nilam on 31.10.2012 and was re-floated on 11.11.2012 and subsequently berthed at JD-IV on 21.11.2012 as per the direction of DG Shipping for a limited period of two days. Later the vessel was sold out and the sale value Rs.16,00,00,000/- was deposited in High Court. C.S. No.89 of 2013 filed before the Hon'ble High Court of Madras to adjudicate the Port's claim of Rs.1,28,94,910/- The final Judgement has been pronounced by Hon'ble High Court on 28.04.2023. Payment out Petition has been filed by Chennai Port Authority. A cheque bearing No.276295 dated 04.10.2024 drawn in favour of Chennai Port Authority for Rs.1,28,94,910/- received from the Hon'ble High Court, Madras against the Ports claim has been adjusted against the dues.

- iii. M.V. Thai Hong (renamed as M.V. Kathija) - M/s. John Fidele & company & 2 others – Vessel related charges – Rs.1,42,472/-, Judgement Debtor not honouring the decree. Hence, EP No. 284 of 2004 was filed & is still pending.
- iv. M.V. Sea Heron – M/s. John Fidele & company and 2 others – Vessel Related Charges – Rs.6,58,251/- Appl no 2994 of 2002 – C.S. No. 167 of 1985 – Case transferred to Hon'ble City Civil Court in 2014 & is still pending.
- v. M.B. Nile Progress & M.B. Eastern Pride - M/s. Eastern Waterways Pvt., Ltd., -Vessel Related Charges – Rs.13,34,760/-. The Hon'ble High Court vide order dated 16.2.2022 has dismissed the writ petition filed by the Petitioner vide WP.No.8514 of 2013 as withdrawn with no costs. The 50% amount to Rs.6,67,380/- has been already paid by the firm. Action is being initiated for recovery of the balance amount from the firm.
- vi. The Vessel M.V. ISLAND PRIDE was in distress and sold for recovery of Vessel Related Charges, but the sale proceeds were not sufficient. Hence recovery suit was filed against M/s. TNSS Steels Pvt., Ltd., for Rs.1,08,84,931/- under case C.S.No.127 of 2008. The matter is sub-judice and pending in Hon'ble High Court of Madras.
9. Wharfage of Rs.3,68,99,762/- is due from M/s. DCI from 19.7.2013. The dispute has been referred to inter-organization Dispute Committee and the same is still pending. The matter is being pursued with IPA to resolve the issue and a reminder has been sent on 13.12.2024 and 19.2.2025.
10. As per the decretal order dt.22.11.2012, Chennai Port being a judgement debtor is entitled to claim a sum of Rs.14,24,903/- along with interest from M/s. Maersk Line India Pvt. Ltd. as per the court order. ChPA has also filed EP No.537 of 2024 in the City Civil Court. The Hon'ble Court vide order dated 02.08.2024 had granted interim stay of execution of decree on condition that Appellant pays Rs.17 lacs. M/s.Maersk Line, Appellant had paid the said amount. The amount was deposited in SBI CAG Branch on 26.11.2024, realized and credited to ChPA Bank Account on 27.11.2024. Further, the firm has filed an appeal AS 740 of 2019 in the Hon'ble High Court of Madras challenging the earlier Order in OS No. 11281 of 2010 in favour of ChPA and the same is still pending.
11. A fresh Demand notice dated 10.11.2022, was issued to M/s. MGK Trading House and M/s.Orissa Stevedores Ltd. advising to remit Rs.80,20,308/- towards demurrage charges for the period from 14.11.2003 to 14.09.2004. The cargo has been shifted to Sales Warehouse for bringing the same for e-auction in order to realize the pending Demurrage charges.
12. Based on the Orders passed by TAMP dated 24/09/2024 and Orders of Hon'ble High Court of Madras dated 25/9/2024 in the case relating to refund of wharfage claimed by M/s.Ben Line Agencies India Pvt. Ltd. on behalf of M/s.Quanta Logistics Pvt. Ltd. towards wharfage levied by ChPA on vessel treated as cargo, an amount of Rs.1.99 crores was paid to M/s.Ben Line Agencies on 26.11.2024 after adjusting Rs.0.51 crores towards opportunity loss and Rs.0.45 crores being GST already remitted to Government from the total amount of Rs.2.95 crores paid by M/s.Ben Line Agencies. Further, based on the out of court settlement entered between ChPA and M/s.Ben Line Agencies and M/s.Quanta Logistics vide MOU dated .9.4.2025 that they will agreed to the deduction of GST and opportunity loss by ChPA, an amount of Rs.0.48 crores was released to M/s.Ben Line Agencies on 28.4.2025 towards interest as per the Court order dated 25/9/2024.
13. Claims under dispute with M/s. CCTPL:
Chennai Port Authority has claimed service charges on Electricity Charges @ 20% along with Service Tax/GST on service charges from M/s. CCTPL. This was disputed by M/s.CCTPL and the subject was taken up by M/s. CCTPL for Arbitration. The amount involved in the arbitration is Rs.14.24 Cr. with regard to Electricity charges due from CCTPL including ChPA's claim for a sum of Rs.1.44 Cr. with applicable interest on account of Wharfage for Cranes imported by M/s. CCTPL. The Arbitration Tribunal vide Award dated 6.2.2019 have dismissed both the claims of Chennai Port and passed the Arbitration Award in favour of M/s. CCTPL dis-allowing the claims of Chennai Port for the service charges on electricity Charges and Wharfage Charges as claimed by Chennai Port. Subsequently, Chennai Port filed an appeal against the Arbitral Award in the Hon'ble Madras High Court vide Case No:OP 400 of 2020. The appeal was disposed off vide order dated 22.10.2021 directing that it is open

for both the parties to go for fresh arbitration only in respect of the interpretation of contract relating to the charges to be paid for supply of the power alone. Further, M/s CCTPL got an interim stay against the order of the Hon'ble High Court by filing an Appeal under OSA 146 of 2021. Hon'ble High Court passed final order on 10.06.2024 to impugned order dated 22.10.2021 under O.P.No.400 and A.No.2155 of 2020 there is set aside and remanded the case to the Single Judge for fresh hearing. The case is not listed thereafter.

14. Claims due from M/s.CITPL

- a. The assets handed over to M/s.CITPL as per the terms of Licence Agreement have been listed in Appendix-3 of the agreement dated 07.03.2007.
- b. As per Licence Agreement, requisition was made by M/s. CITPL during October 2011 for reclaimed land and Chennai Port has fulfilled its obligation w.r.t Environmental clearance for the reclaimed land of 39,000 sq.m. including the appointment of Independent Engineer and given sufficient time for taking over the land by paying land lease charges amounting to Rs.4.38 Cr. However, M/s. CITPL disagreed to take possession of the land citing the disputes pending before the Hon'ble High Court of Madras with regard to annual escalation on annual land lease charges. CITPL has been informed that ChPA reserves its right to utilize the reclaimed land for its developmental activities and CITPL will have no right, whatsoever, to make any claim in this matter.
- c. M/s. CITPL has disputed the applicability of (i) base year, (ii) rate of escalation, (iii) the rate applicable for developed area and (iv) license fee for April'2007 and the subject matter was referred to Arbitration. The Tribunal vide its award dt.20.09.2012 decided the 3 issues, viz. (i), (ii) and (iv) in favour of M/s. CITPL. Issue (ii) was decided in favour of Chennai Port. Aggrieved by the Award, Chennai Port filed OP No.190/13 on the 3 issues decided in favour of CITPL and on issue (ii) decided in favour of ChPA, M/s.CITPL filed the OP No.199/13. The Hon'ble High Court of Madras dismissed both the OPs on 27.09.2019. Against the dismissal of the OP, the Port has filed OSA No.92 of 2023 before the Hon'ble High Court of Madras, which is still pending. The claims involved in above disputes amounts to the tune of Rs.90.00 Cr.
- d. As per License Agreement, M/s.CITPL has to pay the annual land lease charges for waterfront area from 11th year of license period. M/s CITPL has Annual Land Lease Charges for waterfront area from 11th year onwards as per the Arbitration Award subject to finalization of the above pending litigation.
- e. M/s.CITPL has also challenged the claims of Chennai Port on the Revised Scale of Rates effective from 24.01.2015 before the Arbitral Tribunal. The Arbitration Award was awarded in favour of M/s. CITPL and Chennai Port has filed an application No.2381 of 2021 in OP Dairy No. 37988 of 2017 before the Hon'ble High Court of Madras and the same was dismissed on 25.08.2021. The Port had filed an appeal OSA (CAD) No.88 of 2022 and the same was also dismissed on 14.02.2024. Against the dismissal of the OSA, the Port filed SLP(Civil) No.27008/2024 before Hon'ble Supreme Court of India and the same was dismissed by the Hon'ble Supreme Court on 25.4.2025.
- f. M/s.CITPL has filed another arbitration case to consider for collection of lease rent @ Re.1 per Sq.m on par with M/s CCTPL and the same was dismissed by the Arbitration Tribunal vide Award dated 25.03.2020 stating that the award of the License Agreement to M/s CCTPL (in the year 2001) and M/s.CITPL (in the year 2007) were not in the same years and therefore the claimant cannot compare himself with the other operator namely M/s CCTPL and also the claim is barred by constructive resjudicata, which is in favour of Chennai Port. The Costs awarded in favour of Chennai Port towards arbitration expenses amounting to Rs.1,00,000/- is still outstanding from M/s.CITPL.

15. The income accounted by way of Royalty / Revenue Share from M/s.CCTPL/CITPL is provisional and subject to Audit by an Independent Auditor. Any shortfall in Royalty/Revenue Share is being reconciled from time to time. Revenue earned by CCTPL and CITPL has been audited upto FY 2022-23 by engaging independent auditors. Appointment of Independent Auditors for carrying out revenue audit for FY 2023-24 and FY 2024-25 is in process.

16. A sum of Rs.22.94 crores towards differential Container storage charges is still due from the 3 firms which includes three pending cases before the Hon'ble High Court of Madras for a total value of Rs.3.35 Cr. pertaining to (i) M/s. Arebee Star Maritime Agency P. Ltd. (ii) M/s International Clearing and

Shipping Agency and (iii) M/s. Chakiat Agencies. In respect of Sl. No.(i) & (ii), the cases were posted for hearing on 22.4.2025 but not reached. The cases are still pending. In respect of Sl. No.(iii), last hearing was held on 4.4.2025 and adjourned without mentioning any date. The Bank Guarantee of M/s. International Clearing & Shipping Agency (India) Pvt. Ltd., bearing Bank Guarantee No.0429-BG0013-17 for Rs.4,15,000/- on 23.03.2008 extended upto 20.04.2026.

17. A sum of Rs.6.01 Cr. was claimed from 138 Licensed users towards difference in Licence Fee along with service tax payable for the period from 01.04.2004 to 31.03.2009 as per the New Land Policy Guidelines. The status of claims made and recovery of dues as on date is as follows:

Particulars	No. of cases	Total amount claimed (Rs. in crores)	Amount collected	Amount withdrawn / adjusted	Balance due as on 31.3.2025
Court Cases	10	3.57	0.37	2.73 *	0.47 **
Non-Court cases	128	2.44	2.36	0.01	0.06

* The Hon'ble High Court of Madras passed orders in favour of 7 Writ petitioners on 09.02.2023 on the above subject with no costs. Hence the demand for NLP arrears in respect of 7 firms amounting to Rs.2.73 Cr. has been withdrawn.

** In respect of the two petitioner M/s.West Gate Logistics and M/s.Aspin Wall & Co. Pvt. Ltd, the Hon'ble High Court passed orders in favour of ChPA. However, M/s.Aspinwall had filed Writ Appeal challenging the order of the Hon'ble High Court, which is pending before the Court. With regard to M/s.West Gate Logistics Pvt. Ltd. action is being taken under PPE Act for recovery of the dues.

18. Recovery of demurrage charges from the unclaimed cargo of second hand blast furnace lying in ChPA for more than 20 years. As per the Hon'ble Court order dated 4.4.2024 in Application No.487 of 2024 in C.S. No.160 of 2012, unclaimed cargo was auctioned vide Lot No.958/99 and a sum of Rs.81,55,233/- was realized as Sale Proceeds and the has been deposited in the name of Registrar General, High Court of Madras vide DD No.713305 dt.21.11.2024. The case came up for hearing last on 9.12.2024 and adjourned without mentioning any date.
19. All rental bills except penalty bills have been accounted as per advance ruling of GST. Some of the licensees have disputed the bills/claims raised by the allotting Departments and not remitted the rental dues.
20. Indian Coast Guard (ICG) remitted an amount of Rs.453.62 crores towards leasing Boat Basin / Timber Pond for a period of 99 years and cost of assets handed over to the ICG. The Upfront premium payable by ICG was revised based on the date of handing over of the assets / area and 25% concession in lease rent and waiver of Security Deposit as approved by the Board based on the directions of the Ministry and ICG was requested to remit the differential amount of Rs.162.88 crores with interest. ICG vide letter dated 17.3.2025 has requested to revise the lease period of Boat Basin /Timber pond towards the amount of Rs.453.62 crores paid by them. The revised lease period has been worked out to 56 years and 2 months instead of 99 years and communicated to ICG vide letter dated 22.5.2025.
21. Accrued interest on investments under various Funds has been worked out as per Terms of Investments.
22. Disputes on Term Deposit investments with Indian Bank, Koyambedu Branch:
- (i) With respect to fixed deposits placed with Indian Bank Koyambedu Branch, ChPT received a letter on 14.5.2020 intimating closure of deposits made on 04.05.2020. Chennai Port Authority has not closed any such fixed deposits in Indian Bank, Koyambedu Branch. The matter was taken up with the highest authorities of Indian Bank. The total amount invested with Indian Bank for the period March-2020 to May-2020 amounting to Rs.100.57 Cr. Indian Bank Authorities have confirmed that the bank has received the funds from Chennai Port Authority as provided vide letter dated 16.05.2020 and with

respect to issues raised by the Port, Internal Investigation was under process. Chennai Port Authority has lodged a complaint with CBI on 21.5.2020. Subsequently, Indian Bank informed that keeping in view of the suspected fraud committed by the Impersonator, bank has lodged a complaint to CBI and they presumed that the term deposit receipts held by Chennai Port Authority are not original. Subsequently, CBI has taken over the fixed deposit receipts held by Chennai Port Authority.

- (ii) The Maturity proceeds of the Fixed Deposits in the months from March-2020 to May 2020 for the Invested Fixed deposit amount of Rs.100.57 Cr. was not credited by Indian Bank. A Writ Petition vide W.P No.11063 of 2021 against Indian Bank has been filed in the Hon'ble High Court of Madras by Chennai Port Authority for credit of the invested Fixed Deposits of Rs.100.57 Cr. along with accrued Interest.

As directed by the Hon'ble High Court of Madras, Indian Bank Koyambedu branch, has transferred a sum of Rs.55,19,33,574/- to Chennai Port Authority on 26.08.2021. The same had adjusted towards the Investment made under General Provident Fund (GPF) – Rs.29,77,00,000/-, Leave Encashment Fund (LEF) - Rs.25,31,00,000/- and the balance amount of Rs. 11,33,574/- is kept under deposit.

- (iii) Hon'ble High Court disposed the WP No.11063 of 2021 filed by ChPA vide order dt.03.06.2024 with directions to Indian Bank to refund the remaining deposited amount after deducting the amount already paid and further ordered that ChPA is not entitled for any interest for the entire fixed deposit amount. On receipt of the Hon'ble High Court order. Assailing the order dt.03.06.2024 passed by the learned Single Judge, the Indian Bank has filed the Writ Appeal No.2835 of 2024, Hon'ble High Court has passed the interim stay vide order dt. 19.09.2024.. ChPA has filed vacate stay petition in W.A.No.2835 of 2024 and ChPA has also filed writ Appeal against the order dt.03.06.2024 in W.P No.11063 of 2021 to extent of interest on the involved amount. The matter is being pursued with LA/ASG for early listing and quick disposal of the case in the above Writ Appeal.

23. A total amount of Rs.12.87 Cr. during FY 2006-07 and FY 2007-08 from Government of India towards Tsunami Rehabilitation Programme and incurred a total expenditure of Rs.11.66 Cr. for the intended purpose up to 31.03.2025. The remaining amount of Rs.1.21 Cr. is reflected as liability in the balance sheet.

24. 9 Employees of ChPT& DLB Educational Higher secondary school have applied for Special VRS and the same has been approved by competent authority and relieved w.e.f 31.12.2020. The settlement details are Rs.66,33,079/- towards Gratuity & Leave Salary and Rs.26,01,085/- towards VRS Ex gratia. Out of which, Rs.26,01,085/- being the VRS Ex gratia is treated as deferred revenue expenditure and amortised over a period of five years from 2020-21. The last instalment of Rs.0.05 crore has been amortized in FY 2024-25 and the balance to be amortized is NIL.

25. A Concession Agreement was executed with M/s Chennai Bunkering Terminal Private Ltd. on 30.03.2013, for "Setting up a Barge handling facility at Chennai Port on DBFOT basis". Due to non-fulfilment of Condition Precedent, termination notice was issued and Concession Agreement terminated w.e.f.01.02.2016. The Concessionaire invoked Arbitration proceedings against the termination notice. The Tribunal passed the final award on 30.03.2018, in favour of Port i.e., "Issuing of Termination order is valid." Consequent to the above award, Chennai Port awarded in-house contract on 31.03.2018 for "Construction of Bunker Berth at Bharathi Dock" funded through its internal resources and Government Grants-in-aid and the work also completed. However, the Concessionaire filed OP No.415 of 2018, before the Hon'ble High Court, Madras, relating to Termination Order. The Hon'ble High Court, vide judgement dated 30.04.2019, set aside the award of the Arbitral Tribunal. In this regard, Chennai Port filed a OSA No.171 of 2019 and the Hon'ble Division Bench has granted interim stay on 23.07.2019 on the Hon'ble Single Judge Order dated 30.04.2019 in OP No.415 of 2018. The order states that "the Board of Trustees, ChPT, shall be free to undertake fresh tender process for the contract in question. However, that will remain subject to the final result of the present OSA". The OSA No.171 of 2019 is pending.

26. Port has acquired land to an extent of 121.74 acres at Mappedu on 99 years lease basis from SIPCOT. In this regard, balance amount of Rs.74.40 Lakhs is receivable from SIPCOT and SIPCOT has

remitted a sum of Rs.74,799/- during the year 2023-24 after adjusting the dues to an extent of Rs.73,65,201/- Certain clarifications have been sought from SIPCOT on the expenses and on receipt of the details of expenditure from SIPCOT, necessary accounting entries will be made in the Books of Accounts.

Further, based on SIPCOT's request, Chennai Port has surrendered a portion of lease land parcels to an extent of 1.28 acres to SIPCOT. Consequent to the execution of Surrender Deed, SIPCOT remitted a sum of Rs.1,02,40,000/- on 21.06.2023 to ChPA towards Compensation amount towards surrendering of 1.28 acres.

27. The Deposits from Merchants, Contractors & Others under Schedule-XII - Current Liabilities includes an amount of Rs.24.89 Cr. towards Deposit Works undertaken by Chennai Port on behalf of Indian Navy, Coast Guard, Southern Railway and IOCL.
28. ChPA received an amount of Rs.24.50 Cr. and Rs.6.98 Cr. towards grant for Modernisation and upgradation of Chennai Fishing Harbour. This amount including interest earned on investment of grant in short term deposits with Banks is shown in Grant in Aid. A sum of Rs.33.77 Cr. including GST has been spent for the project which is shown under Loans and Advances. An amount of Rs.1,41,418/- is lying unspent as on 31.03.2025.
29. With respect to encroachment of Port Land at Tondiarpet Housing Colony, case is pending in the City Civil Court, Madras. Notice ordered on 19.04.2021 to the Association to be returnable by 14.06.2021. The case was dismissed due to inordinate delay of more than 2000 days and there is no proper justification of the delay. The case is pending in the City Civil Court, Madras, to appeal for the condonation of delay.
30. With respect to Encroachment of Land at Trisoolam, case no.WP No.517 of 218 is pending in the Hon'ble High Court of Madras. Hearing held on 13.03.2025 and Tamil Nadu Government has requested for 6 weeks' time. The case is not listed for hearing thereafter.
31. With respect to 9.69 acres land formed by natural accretion at the southern foreshore, within Port limits, this land was allotted by GoTN to Navy vide GO dt.06.05.2014 and Port requested GoTN to cancel the allotment as the said land falls within the port limits. However, the request was declined by GoTN vide letter dated 28.08.2017 stating that the cancellation of the said GO could not be complied with, since the unsurveyed portion of the reclaimed land has already been transferred in favour of Indian Navy for the purpose of setting up of Sagar Prahair Bal. However, since the allotted area lies within the waterfront limits of Chennai Port Authority and is product of natural accretion and therefore the land cannot be considered as vacant and unsurveyed, Chennai Port once again requested GoTN to cancel the GO and restore the land to Chennai Port. In view of the continuous pursuance of ChPA, GoTN, vide G.O. No.409 dt.30.08.2022 cancelled the GO(Ms) No.137 dt.06.05.2014 and to resume the Government lands measuring an extent 175 Grounds and 2090 Sq. Ft. (9.69 acres) from Indian Navy to Revenue department. Now, GoTN will be requested to restore the above said land to ChPA as it is falling within the Port Limits, as per the Gazettee Notification dt.22.01.1985 & Indian Ports Act, 1908.

32. (I) Income Tax

(a) Provision for Taxation:

- (i). For the Financial year 2022-23 (AY 2023-24) no provision was made towards Income Tax and while filing the return an amount of Rs.57.48 Crore was claimed. Against the same, Port has received a refund of Rs.60.26 Crore (comprising of Rs.57.39 Crore as TDS Refund and Interest of Rs.2.87 Crore) after deducting Rs.12.59 Crore towards Income Tax for the said AY, on 26.04.2024. On completion of the scrutiny assessment u/s 143(3) of IT act, Port has paid an amount of Rs.1.47 Crores (Comprising of Rs.1.34 Crores towards Tax and Rs.0.12 Crores towards Interest), which is being charged to Profit & Loss Account along with the initial recovery on account of Income Tax of Rs.12.59 Crore. The total income-tax liability for FY 2022-23 (AY 2023-24) is Rs.13.93 crores.
- (ii). For the Financial year 2024-25 (AY 2025-26), provision for Taxation amounting to Rs.65.82 Crores is made as per provisions of Income Tax Act, 1963 on Taxable Income.

(b) Disputed:

Sl. No.	AY	Order Reference	Brief of the Case	Tax Demand (Rs.in Crs.)	Present Status
Cases Pending before High Court of Madras					
1	AY 2003-04 To AY 2006-07	Order of Hon'ble High Court of Madras dt.12.09.2024 On W.P.Nos.7375, 7380, 7382 and 7383 of 2024 filed by ChPA has been remanded the assessment back to National Faceless Assessment Centre (NaFAC) of Income Tax dept. with specific directions for consequent Orders after duly verifying section 11 deductions.	Income Tax dept has filed appeal before Hon'ble High Court(HC) of Madras against the Hon'ble ITAT order dated 07.09.2013. HC vide order dt.25.8.22 directing the Dept to verify and allow section 11 and 13 deductions. Accordingly, dept has passed orders disallowing deductions claimed u/s 11 vide its dt.12.02.2024. Against these Orders, Writ Petitions were filed by Port challenging the assessment orders dt. 12.02.2024.	137.73	The Case is pending for disposal before NaFAC of Income Tax dept for consequential asst. Orders. The work has been entrusted to Sundaram & Narayanan, C.A's and M/s. VR Associates.
2	AY 2012-13 AY 2013-14	Appeal preferred by Income Tax dept. before Hon'ble High Court of Madras against the orders dt. 08.06.2022 of Hon'ble ITAT.	Disallowance of deduction claimed For the AY 2012-13 (i) 80-IA of Rs.31.27 Crores ; and (ii)U/s 14A Rs.1.05 Crores; For AY 2013-14 (iii) U/s 14A Rs.0.26 Crore against the Hon'ble ITAT order dt.08.06.2022.	13.51	The Case has been entrusted to M/s.V.R. Associates, Advocates. The case posted for Hearing on 27.03.2024, dept sought adjournment. Further Hearing yet to be posted.
3	AY 2014-15	Appeal filed by ChPA with CIT (Appeals) against the Assessment Order u/s 143(3) dt. 28.11.2015.	Disallowance of Rs.1,40,05,320/- made u/s 14A read with rule 8D	Nil	Case Posted for Hearing on 17.03.2025, ChPA has furnished the reply online. Further action of dept is awaited.
4	AY 2015-16 & AY 2016-17	Rectification Petition pending before Income Tax dept. to give TDS credit for additional amounts	Issue involved is short TDS credit, Interest U/s 244A for refund receipts which was not extended in the initial assessment Orders and Port has filed Rectification Petition u/s 154 of Income Tax Act.	Not quantified	Action of Income Tax department is awaited

5	AY 2023-24	The case taken for scrutiny asst. and Asst. order u/s 143(3) passed by NaFaC on 18.3.25. In the Tax computation sheet of the assessment order dt.18.03.2025, there is an error in 244A Interest for which ChPA has filed rectification petition u/s 154 for mistake apparent from records, which is to be disposed of.	Assessment Order u/s 143(3) dt.18.03.2025 passed making two disallowances viz, variation in bought forward depreciation & capital expenditure charged as revenue. Further, dept. has initiated Penalty proceedings u/s 270A. ChPA has accepted the additions and paid applicable Tax with Interest of Rs.1,47,34,300/-. ChPA has filed a petition to drop the penalty proceedings.	Nil	Action of Income Tax department awaited in dropping of penalty proceedings.
---	------------	--	--	-----	---

(c) Other Assessment Years

For assessment years AY 2007-08 to AY 2011-12, AY 2017-18 to AY 2020-21 returns processed as claimed in Income Tax return and refunds realised with applicable Interest u/s 244A.

With respect to AY 2021-22 and AY 2022-23 the returns filed were processed and refunds were adjusted against the disputed demands for AY 2003-04 to AY 2006-07, which stands remanded back to the NaFAC for assessments afresh. Hence, the refunds for AY 2021-22 and AY 2022-23 will be realised subject to assessment orders to be passed for AY 2003-04 to AY 2006-07.

II. Goods & Service Tax

Sl. No	Period/ Year	Brief of the Case	Tax Demand (Rs in crs.)	Present Status
1	July 2017 to March 2020	GST deptt., has passed an Order vide No:GEXOM/ADJN dt.30.01.2025 against SCN No 500/2023 dt.28.12.2023. Issues involved are GST remittance under reverse charge Mechanism, disputed on ITC taken not reflected in GSTR-2A and ITC taken being blocked Credit and non-remittance of GST on Penalty collected.	6.98 plus Interest and Penalty.	ChPA filed appeal before Commissioner(Appeals), CGST & CE, Chennai on 30.04.2025. The work has been entrusted to J.Thomas Fernando & Co., CA's.
2	April 2020 to March 2023	ChPA received Audit report ADT-02 dated 18.12.2024, Port furnished reply to ADT-02, after remitting Rs.1.84 Crores. Issues involved in this case are RCM on provision to GCC for lease lands, Variation between 3B & 2A, ITC awaited being blocked credit and RCM on Payment made to CISF, Legal Charges. A Show Cause notice dt.01.4.25 has been issued by GST deptt. ChPA furnished reply dt.15.05.2025 with objection for invoking section 74 which is applicable for Fraud/Misrepresentation/suppression of facts.	27.58	Further proceedings awaited from GST deptt. The work has been entrusted to M/s.A.John Morris & Co., CA's.

33. Retirement Benefits

- a) The actuarial valuation of Pension liability of employees on rolls as on 31.03.2025 is ₹2542.49 crores, as assessed by LIC of India. Similarly, valuation in respect of pensioners as on 31.03.2025 is ₹3865.03 crores. Thus, the total actuarial valuation of pension liability is ₹6407.52 crores. The contribution to Pension Fund Trust for the year 2024-25 is ₹101.41 crores. Further pension payment of ₹205.56 crores to pensioners retired prior to 14.11.2002 has been met from Revenue Account. The shortfall of ₹2582.22 crores between the actual fund available of ₹3825.30 crores in Pension Fund as on 31.03.2025 and liability as per actuarial valuation, will be made good in future considering the availability of surplus and reserve position.
- b) The Actuarial valuation of gratuity liability of the employees on rolls as on 31.03.2025 is ₹332.06 crores as assessed by LIC of India. The contribution to Gratuity Fund Trust for the year 2024-25 amounts to ₹23.00 crores. The shortfall of ₹23.35 crores between the actual fund available of ₹308.71 crores, as on 31.03.2025 and the liability as per actuarial valuation, will be made good in future subject to availability of surplus and reserves.
- c) Port's contribution to New Pension Scheme is also charged to the Profit and Loss Account. Employees who have joined service in the Port after 1.1.2004 are covered under the New Contributory Pension Scheme. The said Employee's and Employer's contribution is being remitted to NPS Trust through NSDL under the Registration Code of the Port on monthly basis. As on Balance Sheet date, 142 employees are covered under this scheme.
- d) The actuarial valuation of Leave encashment liability of employees on rolls as on 31.03.2025 is ₹121.31 crores as assessed by LIC of India. The contribution to Leave Encashment Scheme for the year 2024-25 is ₹29.75 crores. The shortfall of ₹49.80 crores between the actual fund available of ₹71.51 crores, in Leave Encashment Scheme as on 31.03.2025 and the liability as per actuarial valuation, will be made good in future considering the availability of surplus and reserve position.

34. Contingent Liabilities:

- (i) Contingent Liabilities as on 31.03.2025 is disclosed below:

Description	Rs. in Cr.
Claims against the Port not acknowledged as debts	62.23

- (ii) Capital Works Awarded but not provided for in the Accounts as at 31.3.2025:

Description	Rs. in Cr.
Capital Works	90.19

- (iii) ESIC Authorities have claimed ESI Contribution of Rs.3.51 Cr. from Chennai Port on behalf of Contractors vide No:TN/RECY/CP-1/51-103463/CCR-70255 dt.24.04.2015. An appeal was filed against 45A Order dt.20.1.15 and as directed by the Hon'ble judge of ESI Court dt.7.5.15, Chennai Port has deposited 10% of the claim amount i.e. Rs.0.35 Cr. and obtained Conditional Stay. Court proceedings in the above case is under process.
- (iv) One time lump-sum compensation amounting to Rs. 4.74 Cr. payable to the dependents of the 71 deceased employees, in lieu of compassionate appointment pending receipt of clarification from the Ministry.

35. With regard to the new elevated Road from Chennai Port to Maduravoyal, revised commitment of ChPA towards 50% share of LA & RR cost is Rs.235 crores, out of which an amount of Rs.180.46 Cr. has been paid to NHAI as on 31.3.2025, i.e. Rs.51.94 crores during 2010-11, Rs.36.34 crores during 2023-24 and Rs.92.18 crores during 2024-25. The balance payable to NHAI is Rs.54.54 crores.

The amount of Rs.51.94 crores paid during 2010-11 was already amortized for 10 years from 2010-11. The amount of Rs.36.34 crores is being amortized over a period of 10 years from 2023-24 and the amount of Rs.92.18 crores released during 2024-25 is being amortized over 9 years from 2024-25, in order to co-terminus with the amount paid during 2023-24. The balance to be amortized as on 31.3.2025 is Rs.111.02 crores.

Considering the ChPA's request to provide interest free loan to meet out the ChPA's share towards LA and R&R cost, Ministry of Finance, has released Rs.146.72 Cr. on 17.02.2025, as interest free loan to Chennai Port with a moratorium period till 31.03.2026 and repayment period of 5 years beyond 01.04.2026. MoPSW has been requested to take up the proposal with Ministry of Finance to extend the moratorium period by one more year i.e. upto 31.03.2027 instead of 31.03.2026.

36. The Inventory Aging Analysis as on 31.03.2025 is given below:

Aging Intervals	Inventory Value in (Rs. in crores)
< 3 years	9.17
3 – 5 years	0.55
5 – 10 years	0.03
10 – 15 years	-
15 – 20 years	-
>20 years	0.01
Total	9.76

37. Port has carried out a Physical verification of Fixed Assets during FY 2016-17 and necessary accounting entries have been passed in FY 2018-19 and FY 2019-20. With respect to 7 assets, confirmation of 6 assets has been received and for 1 Asset confirmation yet to be received. Subsequently, the next Physical verification of Assets have been commenced in the FY 2020-21 and FY 2021-22 and completed during FY 2021-22 for which necessary accounting entries will be passed along with the 7 assets on receipt of confirmation from the operating departments.

38. Corporate Social Responsibility:

As per the CSR Guidelines of Ministry of Shipping, Ports & Waterways, vide letter dated 28.6.2023, an amount of Rs.3,48,61,741/- has been provided during the year 2024-25 for CSR (3% of profit of Rs.116.21 Cr. for FY 2023-24). The balance available under CSR scheme as on 31.03.2025 is Rs.1,32,57,996/-.

Particulars	Amount (Rs.)
Opening Balance as on 01.04.2024	1,05,07,455.00
ADD:	
Contributions made for 2024-25 (3% of Net Profit for the FY 2023-24 of Rs.116.21 Cr.)	3,48,61,741.00
Total (A)	4,53,69,196.00
LESS: Expenditure incurred during FY 2024-25	
(a) Expenditure incurred to Bumbleb Trust, Sri Ramakrishna Math, Swarip Charitable Trust, Vivekananda Cultural Centre, Rotoary Club.	41,91,200.00
(b) Installation of Water ATMs ensuring clean drinking water access to Buxar Ke Ram Trust, Bihar.	21,24,000.00
(c)The project is Anganwadi Development in Collaboration with the District Collector to improve early childhood care and nutrition facilities.(District Collector, Chennai)	52,13,000.00
(d) Village Based Rehabilitation Initiative to Amar Seva Sangam, Ayikudi, Tamil Nadu.	16,00,000.00
(e) Setting up water purifying plants for safe drinking water availability to Prajapita Brahma Kumaris Vishwa Vidyalaya	5,00,000.00
(f) Upgrading of Lecture Halls, Auditorium with Air-conditioning to Madras Medical College, Chennai	54,00,000.00
(g) Construction of new classrooms at Corporation Girls Higher Secondary School (CGHSS) to provide better learning environments for students (Greater Chennai Corporation)	66,83,000.00
(h) Establishment of computer labs to promote digital literacy among young learners to Vivekananda Cultural Centre, Chennai	30,00,000.00
(i) Installation of essential traffic signage to improve road safety (Greater Chennai Traffic Police)	25,00,000.00
(j) Imparting Mental Resilience, career guidance, Exam related stress and Phychological Strength for Students for 1000 participants – Penn Trust	9,00,000.00
Total (B)	3,21,11,200.00
Closing Balance as on 31.03.2025	1,32,57,996.00

39. i. Staff on Rolls:

Category	As on 31.03.2025	As on 31.03.2024
Class I	100	107
Class II	88	88
Class III	1360	1580
Class IV	939	1053
Total	2487	2828

ii. Pensioners on Rolls:

Category	As on 31.03.2025	As on 31.03.2024
Pensioners	6751	6726
Family Pensioners	6413	6441
Ex-gratia Pensioners	233	259
Total	13397	13426

40. M/s. Joseph & Rajaram, Chartered Accountants, is the Internal Auditor of Chennai Port to conduct Internal Audit for the FY 2023-24 and FY 2024-25. Port is in the process of finalization of Tender for appointment of new firm as Internal Auditors for FY 2025-26.
41. Consequent to formation of the Chennai Port Trust Employees' Pension Fund and Chennai Port Trust Employees' Gratuity Fund as separate entities, the Financial Statements of these Trusts are excluded from the Financial Statements of Chennai Port and presented separately from the year 2014-15 onwards.
42. The Financial statements of Chennai Port Trust Employees' General Provident Fund also excluded from the Financial Statements of Chennai Port Authority from FY 2023-24 onwards and presented separately in order to comply with the observation made by C&AG during FY 2022-23.
43. Pension Fund Regulatory and Development Authority (PFRDA) have appointed Axis Bank Ltd. as Trustee Bank for collection of Port Employees' National Pension Scheme (NPS) and accordingly Assets and Liabilities of NPS are excluded from the Financial Statements of Chennai Port from FY 2016-17 onwards.
44. Previous year's figures have been regrouped wherever necessary to conform to current year's classification.

sd/-

Malla Srinivasa Rao
Financial Adviser & Chief Accounts Officer

sd/-

Sunil Paliwal
Chairperson

Place: Chennai.

Date : 27.05.2025.



CHENNAI PORT AUTHORITY



CHENNAI PORT AUTHORITY

**ANNUAL ACCOUNTS
2024-25**

**AUDIT REPORT
&
ACTION TAKEN NOTES**



CHENNAI PORT AUTHORITY

To

The Secretary,
Ministry of Ports, Shipping and Waterways,
Parivahan Bhavan,
No. 1, Parliament Street,
New Delhi 110 001.

Sir,

Sub : Separate Audit Report on the Annual Accounts of Chennai Port Authority,
Chennai for the year ended 31 March 2025-Regarding.

I forward herewith the Separate Audit Report on the Annual Accounts of Chennai Port Authority, Chennai for the year ended 31 March 2025.

A copy of the Audit Report and the Annual Accounts as presented to Parliament may be sent to this office and two copies thereof may be sent to the Principal Director (Commercial-I), O/o the Comptroller and Auditor General of India, Pocket 9, Deen Dayal Upadhyaya Marg, New Delhi 110 124.

The dates of presentation of the Annual Accounts and Audit Report to Parliament may kindly be intimated to this office.

The receipt of this letter with enclosures may be acknowledged.

Yours faithfully,

Sd/-

(S. Velliangiri)

Principal Director of Commercial Audit

Encl: Copy of Separate Audit Report.

Opinion of the Comptroller & Auditor General of India on the Accounts of Chennai Port Authority for the year ended 31 March 2025

Opinion

We have audited the financial statements of Chennai Port Authority, which comprise the statement of financial position as at 31 March 2025 and the Profit and Loss account for the year then ended, and notes to the financial statements, including a summary of significant accounting policies under Section 19(2) of the Comptroller & Auditor General's (Duties, Powers & Conditions of Service) Act, 1971 read with Section 44 of the Major Port Authorities Act, 2021.

This Audit Report contains the comments of the Comptroller & Auditor General of India (CAG) on the accounting treatment only with regard to classification, conformity with the best accounting practices, accounting standards, disclosure norms, etc. Audit observations on financial transaction regarding compliance with the Law, Rules and Regulations (Propriety & Regularity) and efficiency cum performance aspects, etc., if any, are reported through Inspection Report CAG's audit reports separately.

In our opinion the accompanying financial statements of Chennai Port Authority, read together with the accounting policies and Notes thereon and matters mentioned in the Separate Audit Report, which follows, give a true and fair view of the financial position of the autonomous body as at March 31, 2025, and (of) its financial performance for the year then ended in accordance with uniform format of accounts to the AB accounting standards generally accepted in India

Basis for Opinion

We conducted our audit in accordance with the CAG's auditing regulations/standard/manual/guideline/guidance-note/order/circulars etc. Our responsibilities are further described in the Auditor's Responsibilities for the Audit of the Financial Statements section of our report. We are independent of the autonomous body in accordance with ethical requirements that are relevant to our audit of the financial statements, and we have fulfilled our other ethical responsibilities in accordance with these requirements. We believe that the audit evidence we have obtained is sufficient and appropriate to provide a basis for our opinion.

Emphasis of Matter

In addition to the above, we draw attention on the following matters, which are of such importance that it is fundamental/relevant to user's understanding of the financial statement. Reference is drawn to Para no. A.3 and A.4 of Separate Audit Report.

As per the Actuarial valuation, contribution to pension fund, corpus available in the fund and shortfall in the fund as on 31.3.2025 was ₹ 6,407.52 crore, ₹3,825.30 crore and ₹ 2,582.22 crore respectively. Chennai Port Authority neither funded the deficit as on 31.03.2025 nor provided liability for the same, which was in deviation to provisions of Accounting Standard 15 Employee Benefits.

Non-provision of liability towards pension fund resulted in understatement of Current Liabilities and Provisions and overstatement of profit by ₹2,582.22 crore. Further, short provision amounted to 100.51 per cent of the Port's net worth (₹2,568.99 crore) and 3,053.35 per cent of its profit after tax (84.57 crore) for 2024-25. Had provision made fully, networth would have turned negative (₹13.23 crore), and the profit would have turned into loss of ₹ 2,497.65 crore (Para no. A.3).

As per the actuarial valuation, the obligation towards Group Gratuity Fund and Leave encashment Fund was not ensured. Non-provision of liability of ₹ 23.26 crore and ₹49.80 crore towards Group Gratuity Fund and Group Leave Encashment Fund respectively resulted in understatement of Current Liabilities and Provisions and overstatement of profit by ₹ 73.06 crore (Para no. A.4).

Responsibilities of Management for the financial statements

The Board of the Governing Body of Chennai Port Authority is responsible for the preparation and fair presentation of the financial statements in accordance with uniform format of accounts/accounting standards generally accepted in India, and for internal control as management determines it necessary to enable the preparation of financial statements that are free from material misstatement, whether due to fraud or error.

Auditor's Responsibilities for the Audit of the Financial Statements

Our objectives are to obtain reasonable assurance about whether the financial statements as a whole are free from material misstatement, whether due to fraud or error, and to issue an auditor's report that includes our opinion in accordance with CAG's auditing regulations/standard/manual/guidelines/guidance-notes/order/circulars etc.



For and on behalf of the
Comptroller & Auditor General of India

Sd/-
(S. Velliangiri)
Principal Director of Commercial Audit

Place: Chennai
Date: 29.09.2025

**Separate Audit Report on the Accounts of Chenani Port Authority,
Chennai for the year ended 31 March 2025**

A. Balance Sheet

Application of Funds

1. Investments

Long term investments

Schedule V- ₹ 28,25,38,69,411

This includes an amount of ₹ 30 crore (3 crore shares of ₹10 each) invested in Sethusamudram Corporation Limited which is under liquidation. As the investments made by the Port could not be realized, the erosion in value should have been provided for. Non-creation of provision resulted in an overstatement of investments and profit by 30 crore each.

2. Current Assets, Loans and Advances

Loans and Advances Schedule VI Advance to Others - ₹ 79,65,94,201

The above includes ₹ 6,95,31,159 accounted under Suspense Accounts (Rev I) (Account Code 23530003) representing unreconciled balances pending for one to four years. Audit could not vouch for balances reflected as entries remained unreconciled.

3. Current Assets, Loans & Advances less: Current Liabilities and Provisions Schedule VIII - ₹14,12,37,11,063

A separate Pension fund is maintained by Chennai Port Authority (ChPA) to meet the pension payments to their retired employees and their families. Contribution to the pension fund is made by ChPA, annually. Obligation for payment to the Fund is ascertained through actuarial valuation from Life Insurance Corporation of India (LIC) and shortfall in the fund is met by contributions from ChPA. As per the Actuarial valuation, contribution to, pension fund, corpus available in the fund and shortfall in the fund as on 31.3.2025 was ₹ 6,407.52 crore, ₹3,825.30 crore and ₹2,582.22 crore respectively.

ChPA neither funded the deficit as on 31.03.2025 nor provided liability for the same, which was in deviation to provisions of Accounting Standard 15 Employee Benefits.

Non-provision of liability towards pension fund resulted in understatement of Current Liabilities and Provisions and overstatement of profit by ₹ 22,582.22 crore.

Further, short provision amounted to 100.51 per cent of the Port's net worth (₹ 2,568.99 crore) and 3,053.35 per cent of its profit after tax (₹ 84.57 crore) for 2024-25. Had provision made fully, net worth would have turned negative (₹13.23 crore), and the profit would have turned into loss of ₹ 2,497.65 crore.

4. Current Liabilities and Provision Schedule VIII - ₹14,12,37,11,063

As per Accounting Standard 15-Employee Benefits, the contribution payable towards employee benefit fund(s) shall be charged to profit and loss account.

Gratuity Fund and Leave Encashment Fund are maintained by Chennai Port Authority to meet the obligations to their retired employees or their families. Port has obtained LIC policies to meet the obligations. Actuarial valuation towards obligation and short provision to Group Gratuity Fund and Leave encashment Fund was as follows, which should have been provided but same was not ensured.

Detail	(₹ in crore)	
	Gratuity	Leave Encashment
Actuarial value of obligation	332.06	121.31
Accumulated contribution (LIC)	308.71	71.51
Short provision in liability	23.35	49.80

Non-provision of liability of ₹ 23.35 crore and ₹ 49.80 crore towards Group Gratuity Fund and Group Leave Encashment Fund respectively resulted in understatement of Current Liabilities and Provisions and overstatement of profit by of ₹ 73.15 crore.

This being a persistent non-compliance by the Chennai Port Authority.

5. Grant-in-Aid - Schedule III - ₹ 33,78,26,713

Rule 230(8) of the General Financial Rules (GFR), 2017, mandates that, All interests or other earnings against Grants in aid or advances (other than reimbursement) released to any Grantee institution should be mandatorily remitted to the Consolidated Fund of India immediately after finalisation of the accounts and such advances should not be allowed to be adjusted against future releases.

The above includes an amount of ₹ 72.30 lakh earned as interest during 2024-25, which was to be remitted to the Consolidated Fund of India, in compliance to GFR 2017 However, the same was not ensured.

Non-compliance resulted in overstatement of Grant-in-Aid by ₹72.30 lakh and understatement of Current Liabilities.

B. Profit & Loss Account/Income and Expenditure Account- Nil

C. Receipts and Payments Account- Nil

D. Accounting Policies- Nil

E. General

1. Non-compliance of Major Port Authorities (Accounts and Audit) Rules 2021 and Accounting Standards

As per Rule 8(3) of Major Port Authorities (Accounts and Audit) Rules 2021, the Annual Statement of accounts of Port should comply with Accounting Standards (AS).

Accounting Standard-3 (Revised 1997) - Cash Flow Statement (CFS), mandates that "an enterprise should prepare a Cash Flow Statement and should present it for each period for which financial statements are presented".

The Annual account of ChPA for the year 2024-25 does not contain Cash Flow Statement, which was a non-compliance with Major Port Authorities (Accounts and Audit) Rules 2021 and provisions of Accounting Standard 3.

F. Management Letter

Deficiencies which have not been included in the Audit Report have been brought to the notice of the Management through a Management Letter issued separately for remedial/corrective action.

G. Assessment of Internal Controls

i) Adequacy of Internal Control System

Internal controls were generally adequate across operations. However, exceptions include long outstanding balances pending reconciliation/ adjustment, improper inventory valuation and provisioning, which needs to be relooked.

ii) Adequacy of Internal Audit System

Internal audit for the financial year 2024-25 was conducted by external Chartered Accountants and was completed upto 31-03-2025. The internal audit system is adequate and commensurate with the size and nature of the organization.

iii) System of Physical verification of Fixed Assets

Physical verification of Fixed Assets scheduled for 2023-24 was not carried out as mandated and was pending as on 31.03.25.

iv) System of Physical verification of Inventory

Physical verification of inventory was not conducted during 2024-25 across all departments. As a result, the accuracy and reliability of inventory balances as reported in the financial statements (2024-25) could not be vouch safed.

v) Regulatory in payment of Statutory dues

The port complied with undisputed statutory dues payments during the year 2024-25.

vi) Other matters relating to functioning of the entity - Nil

H. Grants-in-aid

Opening Balance of grant in aid was (-) ₹ 8.41 crore. Out of ₹32.46 crore, grants in aid received (₹ 31.74 crore) and interest earned (₹ 20.72 crore) during the year the organisation could utilize a sum of ₹ 24.03 crore (Expenditure: ₹ 28.58 crore ₹ - 4.55 crore which was met out of internal resources) leaving a balance of ₹ 0.02 crore as unutilized grant as on 31 March 2025.

For and on behalf of the
Comptroller & Auditor General of India

Sd/-
(S. Velliangiri)
Principal Director of Commercial Audit

Place: Chennai
Date: 29.09.2025

Separate Audit Report on the Annual Accounts of the Chennai Port Authority for the FY 2024-25 and Action Taken Note thereon.

INTRODUCTION

The audit of the accounts of Chennai Port Authority (ChPA) has been conducted under Section 19 (2) of Controller and Auditor General's (Duties, Powers and Conditions of Service) Act, 1971 read with the provision of Section 44 of the Major Port Authority Act 2021.

Para No	Audit Observations	Action Taken Note / Reply
A	Balance Sheet	
	Application of Funds	
1.	Investments Long term investments Schedule V - ₹28,25,38,69,411 This includes an amount of ₹30 crore (3 crore shares of ₹10 each) invested in Sethusamudram Corporation Limited which is under liquidation. As the investments made by the Port could not be realized, the erosion in value should have been provided for. Non-creation of provision resulted in an overstatement of investments and profit by ₹30 crore each.	<p>It is stated that though SCL was directed in the year 2021 to complete the winding up activities, no further directions were received from the Government regarding liquidation of SCL. Further, since SCL is not a listed Company, the erosion of value cannot be determined.</p> <p>As per the Accounting Policy presently being followed by the Port, all investments are disclosed at cost.</p> <p>It is further stated that the draft report submitted by ICAI on Common Framework for Annual Accounts and recommended Accounting Policies for Major Port Authorities is in the process of getting approval from MoPSW. Consequent on receipt of directions from the Ministry for implementation, necessary action will be taken to make provision for impairment of long term investments in line with the relevant Accounting Standard.</p>
2.	Current Assets, Loans and Advances Loans and Advances Schedule – VI Advance to Others - ₹79,65,94,201 The above includes ₹6,95,31,159 accounted under Suspense Accounts (Rev I) (Account Code 23530003) representing unreconciled balances pending for one to four years. Audit could not vouch for balances reflected as entries remained unreconciled.	<p>It is to state that this balance is being carried forwarded from the year 2008 onwards. Presently reconciliation of BRS has been entrusted to a CA firm and on conclusion of the same, reconciliation of ledgers is proposed to be carried out through a CA firm and based on the report thereon, further action will be taken in this regard.</p>

3.

Current Assets, Loans & Advances less: Current Liabilities and Provisions Schedule VIII - ₹14,12,37,11,063

A separate Pension fund is maintained by Chennai Port Authority (ChPA) to meet the pension payments to their retired employees and their families. Contribution to the pension fund is made by ChPA, annually. Obligation for payment to the Fund is ascertained through actuarial valuation from Life Insurance Corporation of India (LIC) and shortfall in the fund is met by contributions from ChPA. As per the Actuarial valuation, contribution to pension fund, corpus available in the fund and shortfall in the fund as on 31.3.2025 was ₹ 6,407.52 crore, ₹ 3,825.30 crore and ₹ 2,582.22 crore respectively.

ChPA neither funded the deficit as on 31.03.2025 nor provided liability for the same, which was in deviation to provisions of Accounting Standard 15 Employee Benefits.

Non-provision of liability towards pension fund resulted in understatement of Current Liabilities and Provisions and overstatement of profit by ₹ 2,582.22 crore.

Further, short provision amounted to ₹100.51 per cent of the Port's net worth (₹2,568.99 crore) and ₹ 3,053.35 per cent of its profit after tax (₹ 84.57 crore) for 2024-25. Had provision made fully, net worth would have turned negative (₹13.23 crore), and the profit would have turned into loss of ₹2,497.65 crore.

The shortfall in Pension Fund represents the liability towards Past Service liability as well as current service cost assessed on actuarial basis, which is arrived by the insurance companies based on certain assumptions and not a final liability.

The Past Service liability is an accumulated balance over the years, which is being contributed based on the availability of funds and the current service cost is being contributed fully.

The contributions to Pension made during FY 2024-25 is Rs.102 Cr. represents current service cost of Rs.49.17 crores as per Actuarial valuation report and contribution to past service liability of Rs.52.83 Crores. In addition, Port has made pension payments and arrears of pension amounting to Rs.386 crores from Port Revenue account (Rs.206 crores towards monthly pension for retirees prior to 14.11.2002 and Rs.180 crores towards pension arrears on account of consolidation of Pension for Class III & IV employees from 1.1.2022).

It can be seen that the Actuarial liability is also increasing on account of normal Annual increments, raise in DA and revision of wages / pension from time to time. During the current year 2024-25, the significant increase in actuarial liability is on account of implementation of wage revision and consolidation of pension for Class III and IV employees and pensioners with effect from 1.1.2022.

Also, with regard to the Audit observation that non-provision of liability, it is informed that merely making provision to the extent of Actuarial valuation will not suffice and serve the purpose unless funding is being made against the provision made.


		<p>Further, it is to state that, ChPA has availed a term loan of Rs.1775 crores from SBI for acquisition of remaining shares of 2/3rd stake in KPL and the dividend received from KPL is being presently used to meet the interest and principal payments. Though the tenure of term loan is 15 years, ChPA has advancing the principal loan repayments and so far repaid Rs.932.13 crores and the balance outstanding is Rs.842.87 crores as on 13.10.2025. It is expected that the term loan is likely to be fully repaid in the next 4 to 5 years and thereafter subject to other developments, entire dividend to be received from KPL will be utilized to bridge the shortfall in pension fund.</p> <p>In addition, efforts will also be made to transfer funds to the Pension fund as and when Cash surplus arises to bridge the shortfall, as is being done at present.</p>												
4	<p>Current Liabilities and Provision Schedule VIII - ₹14,12,37,11,063</p> <p>As per Accounting Standard 15 - Employee Benefits, the contribution payable towards employee benefit fund(s) shall be charged to profit and loss account.</p> <p>Gratuity Fund and Leave Encashment Fund are maintained by Chennai Port Authority to meet the obligations to their retired employees or their families. Port has obtained LIC policies to meet the obligations. Actuarial valuation towards obligation and short provision to Group Gratuity Fund and Leave encashment Fund was as follows, which should have been provided but same was not ensured.</p> <p style="text-align: center;">(₹ in crore)</p> <table border="1"> <thead> <tr> <th>Detail</th><th>Gratuity</th><th>Leave Encashment</th></tr> </thead> <tbody> <tr> <td>Actuarial value of obligation</td><td>332.06</td><td>121.31</td></tr> <tr> <td>Accumulated contribution (LIC)</td><td>308.71</td><td>71.51</td></tr> <tr> <td>Short provision in liability</td><td>23.35</td><td>49.80</td></tr> </tbody> </table> <p>Non-provision of liability of ₹23.35 crore and ₹ 49.80 crore towards Group</p>	Detail	Gratuity	Leave Encashment	Actuarial value of obligation	332.06	121.31	Accumulated contribution (LIC)	308.71	71.51	Short provision in liability	23.35	49.80	<p>With regard to short fall in Gratuity Fund liability of Rs.23.35 crores as on 31.3.2025, efforts will be made to transfer funds to the Gratuity fund as and when Cash surplus arises to bridge the shortfall. During the current Financial Year (FY 2025-26) an amount of Rs.6.00 crores has been transferred to Gratuity Fund as on 13.10.2025.</p> <p>With reference to Leave Encashment Fund, contribution is being made subject to a minimum contribution to the extent of actual expenditure incurred during the previous year, which is in line with the accounting policy presently being followed.</p> <p>A disclosure has also been given in the Notes on Accounts at Sl.No.33 indicating the actual shortfall in the Pension fund, Gratuity Fund and Leave Encashment Fund. Further, it is to state that even the entire capex for the relevant year is being met from the surplus only and hence, contribution to Pension & Gratuity Funds made to the extent of availability of profits during FY 2024-25.</p>
Detail	Gratuity	Leave Encashment												
Actuarial value of obligation	332.06	121.31												
Accumulated contribution (LIC)	308.71	71.51												
Short provision in liability	23.35	49.80												

	<p>Gratuity Fund and Group Leave Encashment Fund respectively resulted in understatement of Current Liabilities and Provisions and overstatement of profit by of ₹ 73.15 crore.</p> <p>This being a persistent non-compliance by the Chennai Port Authority.</p>	
5.	<p>Grant-in-Aid - Schedule III- ₹ 33,78,26,713</p> <p>Rule 230(8) of the General Financial Rules (GFR), 2017, mandates that, All interests or other earnings against Grants in aid or advances (other than reimbursement) released to any Grantee institution should be mandatorily remitted to the Consolidated Fund of India immediately after finalisation of the accounts., and such advances should not be allowed to be adjusted against future releases.</p> <p>The above includes an amount of ₹ 72.30 lakh earned as interest during 2024-25, which was to be remitted to the Consolidated Fund of India, in compliance to GFR 2017. However, the same was not ensured.</p> <p>Non-compliance resulted in overstatement of Grant-in-Aid by ₹72.30 lakh and understatement of Current Liabilities.</p>	<p>It is stated that initially there was delay in commencement of the project due to delay in getting Environmental Clearance.</p> <p>In order to avoid idling of funds received on account of Grant in Current A/c, the balance is being invested in Short Term Deposits with SBI depending upon payment schedule.</p> <p>Now since the project has taken up, payments are made as and when the grant is received and amount is kept for a minimum period for processing the bills.</p> <p>Since the grant has been utilized for the upgradation of Chennai Fishing Harbour, the interest accrued has also been utilized for meeting the expenditure along with grant amount and the interest earned and utilized is shown separately in the Utilization Certificates sent to Ministries from time to time.</p> <p>Subsequently, a letter dated 16.9.2025 has been received from the Ministry of Fisheries, Animal Husbandry and Dairying, Department of Fisheries informing to remit the interest accrued on the grant amount to the Consolidated Fund of India and to furnish the revised Utilization Certificates. Action is being taken for making the payment after getting the account head from the Ministry / Department concerned.</p>
B.	Profit & Loss Account/Income and Expenditure Account -Nil	Noted
C.	Receipts and Payments Account -Nil	Noted
D.	Accounting Policies- Nil	Noted
E.	General	
1.	Non-compliance of Major Port Authorities (Accounts and Audit) Rules 2021 and Accounting Standards	

	<p>As per Rule 8(3) of Major Port Authorities (Accounts and Audit) Rules 2021, the Annual Statement of accounts of Port should comply with Accounting Standards (AS). Accounting Standard-3 (Revised 1997) — Cash Flow Statement (CFS), mandates that "an enterprise should prepare a Cash Flow Statement and should present it for each period for which financial statements are presented".</p> <p>The Annual account of ChPA for the year 2024-25 does not contain Cash Flow Statement, which was a non-compliance with Major Port Authorities (Accounts and Audit) Rules 2021 and provisions of Accounting Standard 3.</p>	<p>As per the MPA (A&A) Rules 2021, the Major Ports should comply with Accounting Standards specified by the Institute of Chartered Accountants of India. In this connection, as informed previously, the Indian Port Association (IPA) is in the process of framing a common framework of Annual Accounts for all Major Ports through the Institute of Chartered Accountants of India (ICAI). The scope of Work entrusted to ICAI also includes suggestion of Accounting Standards to be followed for Major Ports being Major Ports are not registered under the Companies Act.</p> <p>It is informed that IPA in its GB meeting held on 13.11.2024, approved the final draft report submitted by the ICAI consisting of (i) Common Framework for Annual Accounts for Major Ports dated 11.9.2024, (ii) recommended significant accounting policies; and (iii) illustrative formats for financial statements and forwarded the same to the MoPSW vide letter dated 26.11.2024. Since framing of common frame work is in the process of getting approval from the MoPSW, the accounts are being prepared as per the relevant standards / formats, which are being followed by the Port for many years, to reflect the true and fair view of financial position. Consequent on receipt of directions from the Ministry on common frame work along with Accounting Standards to be followed, Accounts will be prepared including Cash Flow Statement, accordingly.</p>
F.	<p>Management Letter</p> <p>Deficiencies which have not been included in the Audit Report have been brought to the notice of the Management through a Management Letter issued separately for remedial/corrective action.</p>	Noted
G.	<p>Assessment of Internal Controls</p> <p>i) Adequacy of Internal Control System</p> <p>Internal controls were generally adequate across operations. However, exceptions include long outstanding balances pending reconciliation / adjustment, improper inventory valuation and provisioning, which needs to be relooked.</p>	The observations of Audit will be examined and necessary corrective measures will be put in place in consultation with Internal Auditors.

	ii) Adequacy of Internal Audit System Internal audit for the financial year 2024-25 was conducted by external Chartered Accountants and was completed upto 31-03-2025. The internal audit system is adequate and commensurate with the size and nature of the organization.	Factual
	iii) System of Physical verification of Fixed Assets Physical verification of Fixed Assets scheduled for 2023-24 was not carried out as mandated and was pending as on 31.03.25.	Action is being taken to conduct Physical verification of Fixed Assets during Current Year 2025-26 and based on the outcome of the same, further action will be taken.
	iv) System of Physical verification of inventory Physical verification of inventory was not conducted during 2024-25 across all departments. As a result, the accuracy and reliability of inventory balances as reported in the financial statements (2024-25) could not be vouch safed.	It is stated that physical verification of inventory is being done on concurrent basis by Stock Verification team of Finance Department. The discrepancies, if any, found during stock verification are informed to the departments concerned for passing necessary adjustment entries with the approval of Competent Authority.
	v) Regulatory in payment of Statutory dues The port complied with undisputed statutory dues payments during the year 2024-25.	Factual
	vi) Other matters relating to functioning of the entity - Nil	Noted
H.	Grants- in- aid Opening Balance of grant in aid was (-) ₹8.41 crore. Out of ₹32.46 crore, grants in aid received (₹ 31.74 crore) and interest earned (₹ 0.72 crore) during the year the organisation could utilize a sum of ₹ 24.03 crore (Expenditure: ₹28.58 crore - ₹ 4.55 crore which was met out of internal resources) leaving a balance of ₹ 0.02 crore' as unutilized grant as on 31 March 2025.	Factual

OIL TERMINAL CAPABLE OF HANDLING SUEZ-MAX AND VLCC



MODERNISED AND UPGRADED FISHING HARBOUR



SPACIOUS CONTAINER TRAILERS PARKING PLAZA



EMERGING GATEWAY TO CRUISE TOURISM

