



कोचिन पत्तन प्राधिकरण
Cochin Port Authority

ADMINISTRATION REPORT & ANNUAL ACCOUNTS 2024-25





Republic Day Celebrations 2025



Republic Day Celebrations 2025



20.01.2025 - Meeting of the Standing Committee on Labour, Textiles and Skill Development at Kochi.



26.03.2025 - Inauguration of New North Jetty.



03.07.2024 - Receiving Award for Excellence in Cargo and Logistics Sectors during 15th South East CEO Conclave & Awards 2024



01.10.2024 - Inauguration of New Fire Tender at BTP



18.10.2024 - Visit of PSC on Welfare of SC&ST

ADMINISTRATION REPORT AND ANNUAL ACCOUNTS 2024-2025



**कोचिन पत्तन प्राधिकरण
Cochin Port Authority**

AN ISO 9001:2015 & ISPS COMPLIANT PORT

Willingdon Island, Cochin-682009

INDEX

Page No.

The Board Of Cochin Port Authority	05
Principal Officers (As On 31.03.2025)	06 - 07
Port Operations At A Glance	08

Part 1 Descriptive Notes

I	Management	11 - 14
II	Traffic	15 - 24
III	Shipping	25 - 30
IV	Port Operations	31 - 34
V	Financial Position	35 - 40
VI	Engineering	41 - 44
VII	Labour Welfare And Industrial Relations	45 - 50
VIII	General Activities	51 - 53

Part II Statistical Appendice

Statement 1-40	59 - 107
----------------	----------

Part III Financial Statements

Balance Sheet & Annual Accounts	113 - 130
Notes To Annual Accounts 2024-25	131 - 137
Annexures	138 - 146

THE BOARD OF COCHIN PORT AUTHORITY

MEMBERS

Chairperson : Shri B.Kasiviswanathan, IRSME
Deputy Chairperson : Shri Vikas Narwal IAS (up to 11.07.2024)
Shri Vipin R. Menoth (19.07.2024 to 20.03.2025)
Shri Satish Honnakkatte (from 21.03.2025)

SI No.	Name	Address	Representing
1	Shri Gurkaran Singh Bains, IRS	Commissioner of Customs, Custom House, Willingdon Island, Cochin – 682009.	Dept. of Customs
2	Shri Sanjay Kumar (upto 06.08.2024)	Additional Secretary & Financial Advisor.	Ministry of Ports, Shipping & Waterways
	Shri Venkatespathy S. (w.e.f. 07.08.2024)	Joint Secretary, Room No.413, Ministry of Ports, Shipping & Waterways, Transport Bhawan, 1, Parliament Street, New Delhi-110001.	
3	Commodore Rajesh Kumar Yadav, (upto 12.05.2024)	Naval Officer-In-Charge, Kerala Naval Base, Cochin - 682004.	Defence Service (Navy)
	Capt. Jose Vikas (w.e.f. 13.05.2024)		
4	Shri R. Murugaraj, IRTS.	Chief Freight Transportation Manager, Southern Railway Headquarters, Park Town, Chennai – 600003.	Indian Railways
5	Shri K.S. Srinivas, IAS	Principal Secretary, Ports Department, Govt. Secretariat, Main building, 1st Floor Room No.392. Thiruvananthapuram-695001.	Government of Kerala

PRINCIPAL OFFICERS (AS ON 31.03.2025)

Chairperson : Shri B. Kasiviswanathan, IRSME-1992
Deputy Chairperson : Shri Satish Honnakkatte

GENERAL ADMINISTRATION DEPARTMENT

Secretary : Smt. C. Premakumari
Sr. Dy. Secretary : Shri Satish. R
Sr. Dy. Director (R) : Smt. Swapna A.
Dy. Secretary : Vacant
Dy.Chief Mechl.Engr(M)/
Estate i/c : Shri K.V. Bhagavath Sing

VIGILANCE DEPARTMENT

Chief Vigilance Officer : Shri T.Prabhu IOFS (2001)
Dy. CVO : Vacant

C.I.S.F

Dy. Commandant : Shri Neeraj Kumar Patel

FINANCE DEPARTMENT

Financial Adviser &
Chief Accounts Officer : Shri B. Bhagyanath
Sr. Dy. Chief Accounts Officer : Vacant
Sr. Dy. Director (EDP) : Shri Vinod C.

CIVIL ENGINEERING DEPARTMENT

Chief Engineer : Shri Jassar.S.M
Dy. Chief Engineer (C) : (i) Shri A.G. Sathyan
: (ii) Smt. Sini Mathew
S.E I : Shri M.V. Johny
S.E II : Shri Sudhir J Sawant
S.E (L) : Shri Thadevus T. P

MECHANICAL ENGINEERING DEPARTMENT

Chief Mechanical Engineer	:	Shri Jayasimha.A.
Dy.CME (ELE)	:	Shri P.Muniasamy
S.E I	:	Shri D. Ajithkumar

TRAFFIC DEPARTMENT

Traffic Manager	:	Shri Vipin R. Menoth
Sr. Dy. Traffic Manager	:	Shri D. Anil Kumar
Dy. Traffic Manager	:	Shri Suresh Babu.K
Dy. Traffic Manager	:	Vacant

MARINE DEPARTMENT

Deputy Conservator	:	Capt. Muthukumar.T
Harbour Master	:	Capt. Francis John Veliyath
MES	:	Shri Thomas Mathew
Dock Master	:	Capt. Bhasker Krishnan Kunji
MMPC	:	Capt. Sam Abraham

MEDICAL DEPARTMENT

Chief Medical Officer	:	Vacant
Sr. Dy. CMO	:	Vacant
Dy.CMO (GD)	:	Dr. K. I. Muthukoya

STORES

Sr. Dy. Materials Manager	:	Vacant
---------------------------	---	--------



PORT OPERATIONS AT A GLANCE

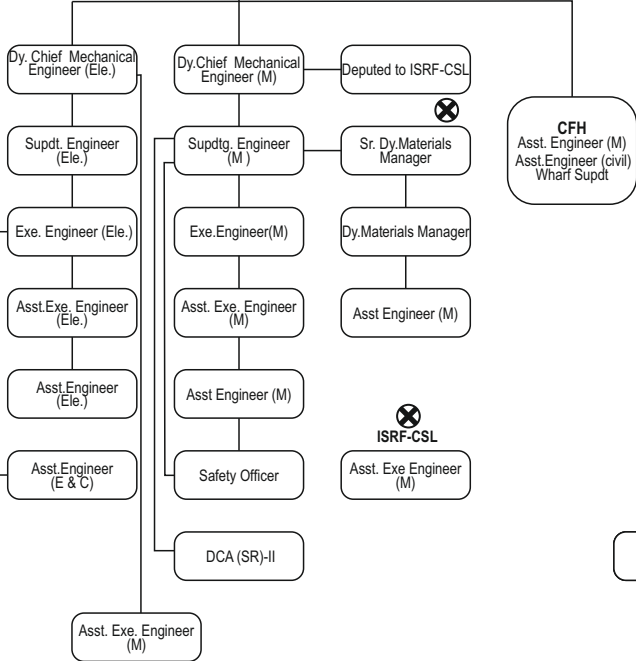
		Year	
		2024-25	2023-24
I	Traffic (lakhs tonnes)		
	(including Container Traffic)		
	i. Export	89.92	83.09
	ii. Import	287.53	280.06
	Total	377.45	363.15
	Container Traffic (In TEU's)		
	i. Stuffed Containers		
	a) Export	266622	225941
	b) Import	306854	273318
	Total	573476	499259
	ii. Empty Containers		
	a) Export	150853	151074
	b) Import	110336	103904
	Total	261189	254978
	GRAND TOTAL	834665	754237
	iii. Containerised cargo handled (lakhs tonnes)		
	a) Export	43.50	37.75
	b) Import	69.17	64.04
	Total	112.67	101.79
II.	Shipping		
	i) No.of ships entered	1681	1732
	ii) Total NRT (lakhs)	244.58	269.23
	iii) Average detention time (hrs)	8.85	6.73
	iv) Average turn-round time (Boarding to De-boarding) (days)	1.35	1.39
	v) Average tonnage handled per ship (tonnes)	26006	25963
III.	Finance (Rupees in lakhs)		
	i) Total operating income	94687	91662
	ii) Total operating expenditure	42211	41582
	iii) Net operating surplus	52476	50080
	iv) Net surplus/deficit under		
	Finance & Misc.Account	51126	-48195
	v) Net surplus	1350	1885
	vi) Operating ratio (%)	44	45

BOARD OF CoPA

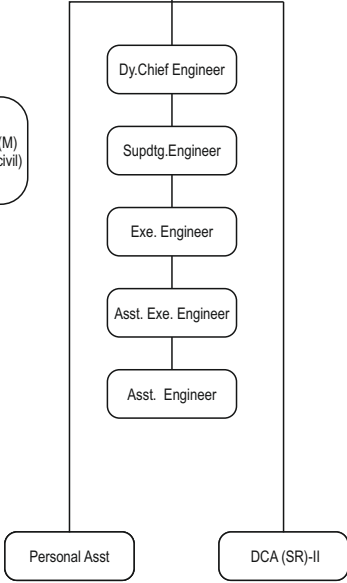
CHAIRPERSON

DY. CHAIRPERSON

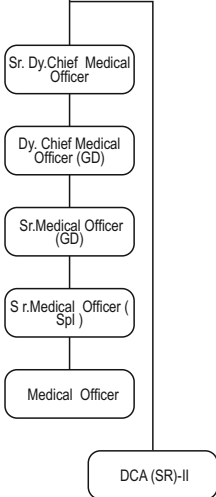
Chief Mechanical Engineer



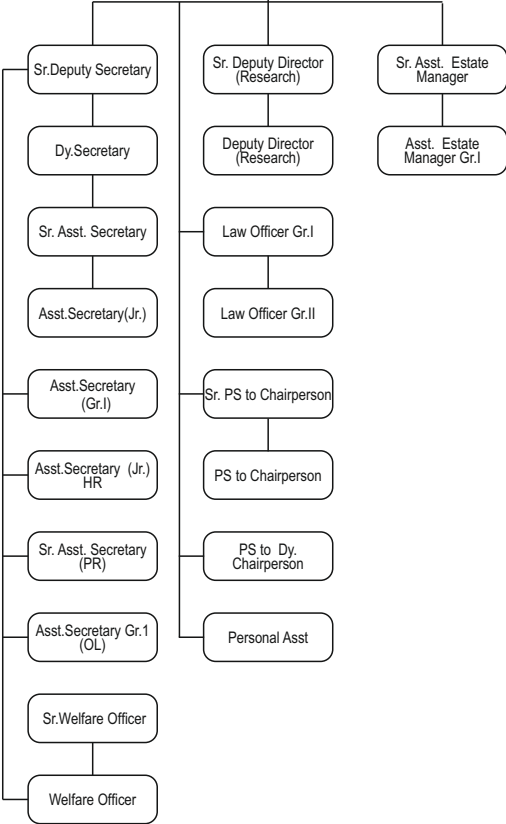
Chief Engineer



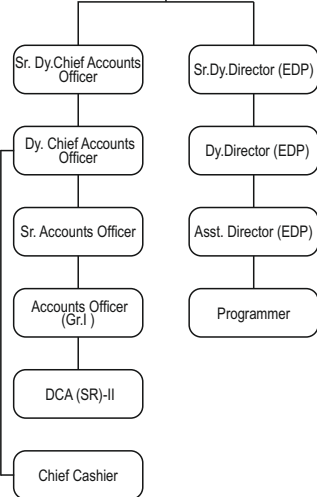
Chief Medical Officer



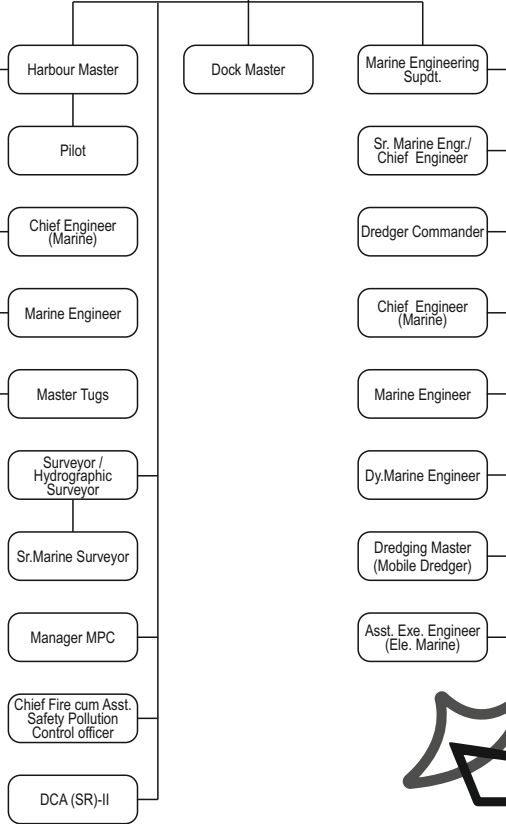
Secretary



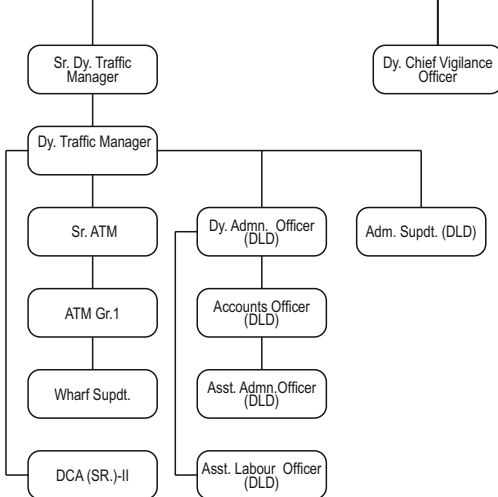
Financial Adviser & Chief Accts. Officer




Deputy Conservator



Traffic Manager




Chief Vigilance Officer




कोचिन पत्तन प्राधिकरण
Cochin Port Authority

ORGANIZATION CHART OF
COCHIN PORT AUTHORITY AS ON 31.03.2025



PART 1

DESCRIPTIVE NOTES



I MANAGEMENT

1. Board Members

The names of Board Members of Cochin Port Authority during 2024-25 as on 31-03-2025 are given at page 5. There were 4 meetings of Cochin Port Board during 2024-25.

2. Organisation

The organisational set up of the Cochin Port Authority as on 31-3-2025 is shown in the organisation chart given on the facing page. The names of Principal Officers of the Cochin Port are given on page 6 to 7.

3. Officers and Staff

The total sanctioned strength in the Port including Dock Labour Division was 1879 as on 31-3-2025. Employment particulars may be seen from the statement No.34 in the statistical appendix.

The total amount of salaries and wages, over time and bonus payments made to Port and Dock employees during the year was Rs.13,833/- lakhs as against Rs.15,717/- lakhs in the preceding year as may be seen from the following statement.

(In Lakhs)

Item	2024-25	2023-24
1.Salaries & Wages		
a) Class I & II Officers	3,981	3,332
b) Class III & IV Staff	8,441	10,407
Total	12,422	13,739
2.Overtime	289	218
3.Bonus	107	121
4.Others	1,015	1,639
Grand Total	13,833	15,717

4. Appointment to the posts reserved for SC/ST

Implementation Cell: The Cell set up to co-ordinate and ensure due compliance of various orders on reservation for SC/ST issued by Govt. of India from time to time took prompt action on all reservation orders received during the year. Prompt action has been taken by the cell on all the petitions/representations received in the matter of reservation for Scheduled Castes/Scheduled Tribes.

5. Hindi Section

Hindi Section of Cochin Port Authority attends the translation work of minutes of Board Meetings, Resolutions, General Orders, Notifications, Annual

Administration Report, Office Orders & Circulars, Trade Notices, Tender Notices, Rules & Regulations, Annual Accounts, Audit report, Review on Annual Accounts and separate Audit report thereon with action taken note on Audit Observations contained in the Report, questionnaires and documents of all Parliamentary Committees & Commissions on various subjects. Hindi Section has also carried out the sole responsibility of implementation of Official Language Policy of the Union.

Hindi Fortnight Celebration-2024

Like previous years, this year also Hindi Fortnight was celebrated from 01 to 14 September 2024. During this period, various competitions such as Hindi songs, Hindi speech, poetry recitation, administrative terminology and noting in Hindi and drafting, news reading, paragraph dictation for the regular and Hindi song and news reading competitions were conducted for the contract employees respectively to promote the official language Hindi and to ensure its progressive use in the organization. Apart from this, competitions like Hindi songs & speech etc. were also conducted in two groups (Class 1 to 5 – First Group) and (Class 6 to 10 – Second Group) for the children of employees. The valedictory ceremony was conducted on 30th September 2024 under the august presence of Chairperson, Management team and senior officials. During this, the winners of the competitions were awarded. Children of port employees who scored the highest marks in Hindi in SSLC/CBSE 10th class & 12th class were also awarded with cash prizes and certificates. The General Administration Department, which scored the highest marks in various competitions organized during the Hindi Fortnight celebration was awarded the “Chal Vijayanti Award”. Trophies were awarded to writers who submitted their articles in the in-house magazine “Cochin Lehar”. Children of employees were also awarded with trophies for their beautiful paintings published in “Cochin Lehar”. Officers/employees who signed the attendance register in Hindi during the year were awarded shields under the Hindi Signature Scheme. Employees were awarded with cash prizes for noting and writing in Hindi throughout the year. In recognition of commendable work in Hindi during the year, the Chief Medical Officer (in-charge) was awarded the Shrestha Rajbhasha Karmi Puraskar, and the Traffic Manager was awarded with “Official Language Excellence Award” for his overall performance in implementing of Official Language in the office. Apart from this, the Assistant Secretary (Board) was also

awarded the Official Language Cooperative Award in recognition of his special cooperation in implementing the official language and publishing the in-house magazine "Cochin Lehar".

Active participation In TOLIC (PSUs):

Chairperson, Secretary and Assistant Secretary Grade-I (Official Language) attended the 33rd half yearly meeting of Town Official Language Implementation Committee (TOLIC) meeting held on 31.10.2024. Apart from this, our office plays a leading role in all the competitions conducted by TOLIC (PSUs), Kochi during the joint Hindi fortnight celebrations and all the special programs organized for the promotion of the official language. Our office also provides financial contribution for the activities of TOLIC (PSUs), Kochi. Our office was awarded with 2nd Prize for Official Language Implementation for the year 2023-24 and 3rd Prize for our in-House Magazine "Cochin Lahar" by TOLIC(PSUs), Kochi. Apart from this, our office received the Overall Championship Award for excellent performance in OL implementation & in various competitions conducted by TOLIC (PSUs), Kochi.

Hindi Library:

Hindi Library is functioning in Cochin Port Authority to encourage the employees towards Hindi implementation and to gain knowledge in Hindi Literature. Cochin Port Authority Management purchases Hindi Books (Novels, Dictionary, Poems, Grammar, Essays, Short Stories) of reputed writers every year. This year also, Hindi books worth Rs. 5100/- were purchased for the Hindi library. Apart from this, some Hindi books were also distributed to the library of Sir Robert Bristow Govt. High School, Willingdon Island under the Gyan Deep scheme launched by the Cochin Port Authority management.

Hindi Meetings:

The meeting of the Official Language Implementation Committee (OLIC) is held in the first month of every quarter under the chairmanship of the Chairperson. During the meeting, the quarterly progress of Hindi implementation is reviewed and necessary suggestions are also given by the members of the committee.

Hindi Workshops:

Hindi Section conducted 4 Hindi workshops (Technical and Language) for officers/employees department wise in every quarter during the year. Apart from this, Unicode based Hindi Computer Workshop was also conducted for development of Hindi skills of employees on computers.

A. Publications in Hindi :

1. Rajbhasha Panchang (Hindi Desktop Calendar)
2. Rajbhasha Newsletter

B. Digital Publication in Hindi:

1. Pattan Rajbhasha in the official website
2. Port related e-Dictionary
3. e-Library
4. e-Notes related to Notes and Drafting
5. e-Administrative Glossary
6. e-Suvichar and Message (Displayed on Digital Display Board daily)

Official language tools and software used in the organization:

1. E-Glossary
2. E-Grammar
3. E-Spelling Checker
4. E-Font Converter
5. E-Translation

Special programs conducted for promotion of Official Language

During the year, apart from Hindi workshops and Hindi fortnight celebration some special programs were also conducted for promotion of Official Language are as follows.

1. A special awareness (lecture) program was conducted on 9th April, 2024 on the title of significance and practicality of in-service training and Hindi workshops in implementation of Official Language.
2. An official language technical seminar was conducted on 23th April 2024 on the title of technical solutions to the increasing responsibilities and challenges of official language Hindi.
3. An OL Refresher Program was conducted on 17th May, 2024 for officials of all departments.
4. A group discussion program was conducted for officials of all departments on the title 'Simple formula for ensuring progressive progress of official language by harmonising with regional language'.
5. A short term translation training program was conducted on 18th June, 2024 for the proficient employees of the organization.
6. An Official Language Management Program was conducted on 27th June, 2024 for officials of all departments.
7. A Hindi Kavi Sammelan was conducted on 17th December, 2024 for officials of all departments.
8. World Hindi Day was celebrated on 10th January, 2025. On this occasion, Rajbhasha Panchang (Desktop Calendar) was released. On this occasion, the participants of the Hindi Kavi Sammelan organized for the officials were awarded cash prizes.

9. A group discussion program on linguistic correctness and usage of grammar was conducted on 12th February, 2025 for officials of all departments.

6. Vigilance Department

1. Staff Position

- 1.1 Chief Vigilance Officer is the head of Vigilance department, and reports only to the Chairperson, Cochin Port Authority.
- 1.2 Dy. CVO (Vacant), Vigilance Inspector (Vacant), Sr. Accountant (2 Nos.) and a Senior Office Attendant also posted in this department.

2. Vigilance Functions

Functions of the Vigilance Department can be broadly divided into

- i) Preventive Vigilance,
- ii) Punitive Vigilance and
- iii) Surveillance and Detection.

i) Preventive Vigilance

15 Nos. contracts under Integrity Pact have been reviewed during the period which includes 9 Nos. Civil Engineering contracts, 3 No. Mechanical Engineering contracts and 3 Nos. Marine contracts.

The Vigilance Awareness Week 2024 was inaugurated in Cochin Port by Shri. B. Kasiviswanathan, IRSME, Chairperson on 28.10.2024 by administering the Integrity Pledge in the presence of Shri T. Prabhu, IOFS, Chief Vigilance Officer and Heads of Departments. The Integrity Pledge was also taken in the departments/divisional offices. Integrity e-pledge was taken by the employees of the Port through the CVC website during the week. The theme for Vigilance Awareness Week was "Culture of Integrity for Nation's Prosperity".

Essay writing competition for Cochin Port employees and poster designing competition for the children of Kendriya Vidyalaya Port Trust & Bristow School, W/ Island on the theme were conducted during the week. Both the employees and the children actively participated in the competitions. Prizes for the award winners were distributed by the Chairperson on 04.11.2024 at Conference Hall, CoPA.

ii) Punitive Vigilance

Complaints received from various sources were examined and investigations done in cases of verifiable allegations having vigilance angle and reports submitted to the competent authority.

iii) Surveillance and Detection

During the period 12 periodic inspections and 6 surprise inspections have been carried out in the areas perceived as corruption prone. During the

period 1 CTE type inspection has been conducted by the CTE Wing of CVC by visiting Cochin and reports has been submitted to the CVC by Vigilance Department, Cochin Port Authority.

During investigation of complaints wherever irregularities were observed, it was recommended to take necessary action / corrective measures by the concerned authority. During the period of 2024-2025, 1 systemic improvement was implemented as per the advice of Vigilance Department.

3. Organizing Review Meetings

Monthly review of all pending matters such as investigation reports, disciplinary cases and other vigilance complaints / cases were conducted.

One IEM meeting on 21/06/2024 was held during the period to review contracts under Integrity Pact.

4. Submission of Reports and Returns

Monthly reports on disciplinary matter sent to MoS and monthly status of contracts under Integrity Pact uploaded in Port's website.

Quarterly reports for anti corruption activities, pending CBI prosecution sanctions, CTE type inspections, Civil, Mechanical, Electrical and service contracts, horticulture works, consultancy works, land leasing contracts and procurement of stores and medicines sent to CTE, CVC.

Quarterly Progress Reports for vigilance works of CVO, CoPA for each quarter for the year 2024-25 uploaded in CVC portal.

7. Right to Information Act, 2005

Information such as organization functions and duties, power and duties of officers and employees, norms etc. have been voluntarily disclosed as prescribed in the Act and has been uploaded in the website i.e. www.cochinport.gov.in.

Secretary is the Transparency Officer under RTI Act for Cochin Port Authority. There are 8 Central Public Information Officers and 7 Asst. Public Information Officers for the 7 departments and Cochin Fisheries Harbour of CoPA. Shri. Satish Honnakkatte, Dy. Chairperson, Cochin Port Authority is the Appellate Authority under RTI Act.

During the period from 01-04-2024 to 31-03-2025, 130 applications and 6 Appeals were received under the RTI Act and all Applications/Appeals were processed within the stipulated time.

8. ISO Certification

The Cochin Port Authority has been conferred ISO Certification under the new ISO 9001:2015 standard and is valid upto 18th December, 2027.

9. SAFETY ASPECTS

a) Pollution control

Regular inspections carried out on tankers visiting the port to ensure compliance with the requirements of section 356G of Merchant Shipping Act and MARPOL regulations of International Maritime Organization, to prevent discharge of oil into coastal and harbour waters. The same documented and filed.

No major pollution incidents occurred during 2024-2025. Regular patrolling was carried out by Pollution Control boat in the waters of inner harbour.

Facility provided to all the ships, which required to dispose various categories of waste generated on board, to comply with MARPOL Regulations of IMO. This is done by empanelling private vendors / contractors approved by Kerala State Pollution Control Board. All the vendors and agents are informed of the procedures and formalities to be followed in collection and disposal of ship generated waste, through the online portal "SWACHH SAGAR" managed by DG Shipping.

The ship generated waste collection and disposal in Cochin port is completely online through this portal and is being implemented successfully. Efforts are on to ensure that all the vendors follow the procedures completely and systematically and upload the reception receipt in the portal. This online procedure has facilitated, Masters of vessels calling Cochin Port, to engage suitable vendors, well in advance before the actual arrival date. Vendors are generally following the online procedure and waste disposal is taking place smoothly without any complaints from vessels.

Cochin Port has Complied with IMO MARPOL requirements and DG Shipping circular 06 of 2018 regarding reception facilities for wastes generated by ships during the normal operations and no shortcomings were noted by the customers.

Mandatory report under MARPOL 73/78 is being forwarded to MMD on monthly basis as required by DG Shipping.

Monthly report of waste disposal data from Swachh Sagar Portal by vessels calling Cochin Port is being forwarded to Kerala State Pollution Control by email.

Oil Spill Exercises and Emergency Drills were conducted at regular intervals to ensure operational readiness of pollution control equipments and familiarization of personnel as required by the contingency plan. Records of drills and functional checks of pollution control equipments are maintained by CoPA Fire Service.

Joint Inspection of Tier 1 Pollution Response Capabilities of CoPA was conducted by ICG and MoPSW representatives on 20-21 Sept 2024.

On 05th Nov 2024, NOSDCP & Preparedness meeting was attended by MMPC at Delhi

Following Drills and exercises were conducted during the year

1) Major exercise / Joint exercise – 2

2) Internal mock drills-2

On 12/04/2024 CoPA and BPCL joint mock drill on oil spill was carried out at SPM

On 23/08/2024, a familiarization and exercise was organized by ICG with active participation of Cochin Port. Representatives from KSPCB, Kerala Fire & Rescue, CIFT, KUFOS, CUSAT, Fisheries, Oil Handling agencies, Kerala Police, KMB, MMD etc. participated.

On 10/06/2024 internal mock drill and testing of equipments was carried out at and off Q4 berth by CoPA Fire service

On 20/09/2024, Internal mock drill and demonstration of OSR equipments carried out by Fire and Marine staff of CoPA.

b) ISPS compliance by CoPA

ISPS drills conducted as required by the Port Facility Security Plan. There were no major security threats in the previous year. Security patrolling and inspections carried out regularly in all the areas of port facility installations including SPM.

Sagar Kavach 02/24 coastal security exercise was jointly conducted by Indian Navy and Coastguard on October 16th&17th 2024. CISF and Private security agencies actively participated in this exercise.

ISPS Annual audit was conducted by MMD on 18/07/2024. The 'Statement of Compliance' was endorsed by the MMD Surveyor, certifying the annual audit.

CoPA participated in the Sea Vigil exercise conducted by Indian Navy and Nehru Shatabdi was used for a hijacking exercise on 19th Nov 2024.

PFSAC meetings conducted quarterly headed by the Chairman. Various law enforcing agencies including Kerala Police, Navy, ICG, Customs, Immigration, IB and coastal police attended.

10. Management Development Programme

As part of the Port's efforts to impart specialized training to the Port officers & staff, 17 numbers of officers and staff were deputed, for different training courses, seminars/conferences, during the year.

08 Domestic training programmes were conducted as part of the management development programme.

05 in-house training programmes were also conducted at the Port Conference Hall Administrative building/Fire Division of Marine Department, CoPA.

II TRAFFIC

The total traffic handled by the Port during the year recorded an increase of 3.94% to 377.45 lakh tonnes as against 363.15 lakh tonnes handled in the preceding year. An increase of 1.07% was recorded in the liquid bulk and 5.58% increase in the dry bulk. An increase of 7.41% was recorded in the break bulk and 10.69% increase in the containerized cargo as compared to the preceding year. The details of traffic handled is given in the following statement.

(In Lakh Tonnes)

	2024-25		2023-24	
	Quantity	Percentage to total	Quantity	Percentage to total
A.Bulk Cargo				
I. Liquid Cargo	250.97	66.49	248.30	68.37
II. Dry Bulk				
1. Fertilisers & its raw materials	2.23	0.59	1.90	0.52
2. Ilmenite Sand	0.42	0.11	0.40	0.11
3. Cement	8.36	2.21	7.55	2.08
4. Salt	1.31	0.35	1.40	0.39
5. Others	0	0.00	0.42	0.12
TOTAL	12.32	3.26	11.67	3.21
B.Break Bulk Cargo	1.49	0.39	1.39	0.38
C.Containerised Cargo	112.67	29.85	101.79	28.03
GRAND TOTAL	377.45	100.00	363.15	100.00

During the year foreign cargo traffic increased by 6.22 % to 251.99 lakh tonnes from 237.23 lakh tonnes in the preceding year. Coastal cargo traffic have decreased by 0.37 % to 125.46 lakh tonnes from 125.92 lakh tonnes. The details of coastal and foreign trade handled during the year compared with the preceding year are given below:

(In Lakh Tonnes)

Traffic	Export		Import		Total	
	2024-25	2023-24	2024-25	2023-24	2024-25	2023-24
Coastal	57.75	56.91	67.71	69.01	125.46	125.92
Foreign	32.17	26.18	219.82	211.05	251.99	237.23
Total	89.92	83.09	287.53	280.06	377.45	363.15

1. Imports

Total import traffic handled during the year recorded an increase by 2.67% to 287.53 lakh tonnes from 280.06 lakh tonnes in the preceding year. A statement showing the commodity wise imports during the year compared to preceding year is given below.

(In Tonnes)

Commodity	2024-25		2023-24	
	Quantity	Percentage to total	Quantity	Percentage to total
POL *	18989449	66.04	18551494	66.24
Fertilisers	0	0.00	0	0.00
Fertilisers & Raw Materials	222711	0.78	189842	0.69
Containers	6917352	24.06	6404276	22.87
Other Cargo	2623317	9.12	2859964	10.21
TOTAL	28752829	100.00	28005576	100.00

*includes Crude & POL

2. Exports

Total export traffic handled during the year showed an increase of 8.23% to 89.93 lakh tonnes from 83.09 lakh tonnes in the preceding year. A commodity wise statement of exports handled during the year compared to preceding year is given below.

(In Tonnes)

Commodity	2024-25		2023-24	
	Quantity	Percentage to total	Quantity	Percentage to total
(i) POL *	4568736	50.81	4500244	54.16
(ii) Containers				
Tea	84452	0.94	91608	1.10
Cashew Kernals	15495	0.17	22753	0.27
Sea Foods	169757	1.89	175049	2.11
Coir Products	351471	3.91	296137	3.56
Rubber & Rubber Products	111859	1.24	106359	1.28
Spices	118257	1.32	105619	1.27
Coffee	19402	0.22	34211	0.41
Others	3478675	38.68	2942825	35.41
(iii) Other bulk	74510	0.83	35085	0.42
TOTAL	8992614	100.00	8309890	100

*includes Crude & POL

3. Container Traffic

During the year the tonnage of container cargo (excluding tare weight of containers) handled increased by 10.99% to 93.15 lakh tonnes from 83.93 lakh tonnes in the preceding year. Exports in containers showed an increase by 9.94% during the year to 33.73 lakh tonnes from 30.68 lakh tonnes in the preceding year and import in containers showed an increase by 11.57% during the year to 59.42 lakh tonnes from 53.26 lakh tonnes in the preceding year as may be seen from the following statement.

(In Tonnes)

Commodities	Quantity		Percentage to total	
	2024-25	2023-24	2024-25	2023-24
Export				
Cashew Kernels	15495	22753	0.17	0.27
Coir Products	351471	296137	3.77	3.53
Pepper	14213	13468	0.15	0.16
Sea Foods	169757	175049	1.82	2.09
Tea	84452	91608	0.91	1.09
Turmeric	8778	9221	0.09	0.11
Coffee	19402	34211	0.21	0.41
Chemicals	75338	90948	0.81	1.08
Miscellaneous	2634097	2334210	28.28	27.81
Total	3373003	3067605	36.21	36.55
Import				
Machinery	26477	27191	0.28	0.32
Tea	16942	8496	0.18	0.10
Chemicals	446472	451131	4.79	5.37
Miscellaneous	5451915	4838928	58.53	57.65
Total	5941806	5325746	63.79	63.45
Grand Total	9314809	8393351	100.00	100.00

Total number of containers handled showed an increase to 834665 TEUs during the year from 754237 TEUs handled in the preceding year indicating an increase by 10.66% as may be seen from the following statement.

Particulars	2024-25	2023-24
I) No. of sailings of fully containerised ships	638	653
ii) No. of laden containers handled		
(a) Exports		
(I) 20 Feet	84480	81249
(ii) 40/45 Feet	91071	72346
Total	175551	153595
(b) Imports		
(I) 20 Feet	173804	168688
(ii) 40/45 Feet	66525	52315
Total	240329	221003

(c) Grand Total		
(I) No. of laden containers		
Actual Number	415880	374598
TEUs	573476	499259
(ii) No. of empty containers		
Actual Number	198090	194047
TEUs	261189	254978
Total		
Actual Number	613970	568645
TEUs	834665	754237

A statement showing the number of TEUs received from and despatched to the ICD's during the year compared with preceding year is given below.

Particulars	Grand Total ICD	
	No. of Containers TEUs	
Received	0 (204)	
Despatched	0 (152)	
TOTAL	0 (356)	

Note : Figures in brackets relate to previous year

CFS Facility

Facility	2024-25	2023-24
CFS Stuffing/De-stuffing (TEUs)	4276	4201
Baggage Shed De-stuffing (TEUs)	1056	1493

Cochin Port CFS registered an increase of 1.79 % in the volume of cargo containers stuffed and de-stuffed for the period April to March 2024-25 vs. the corresponding period in 2023-24.



DIAGRAM NO.1
MONTHLY VARIATION IN THE VOLUME OF TRAFFIC HANDLED DURING 2024-25

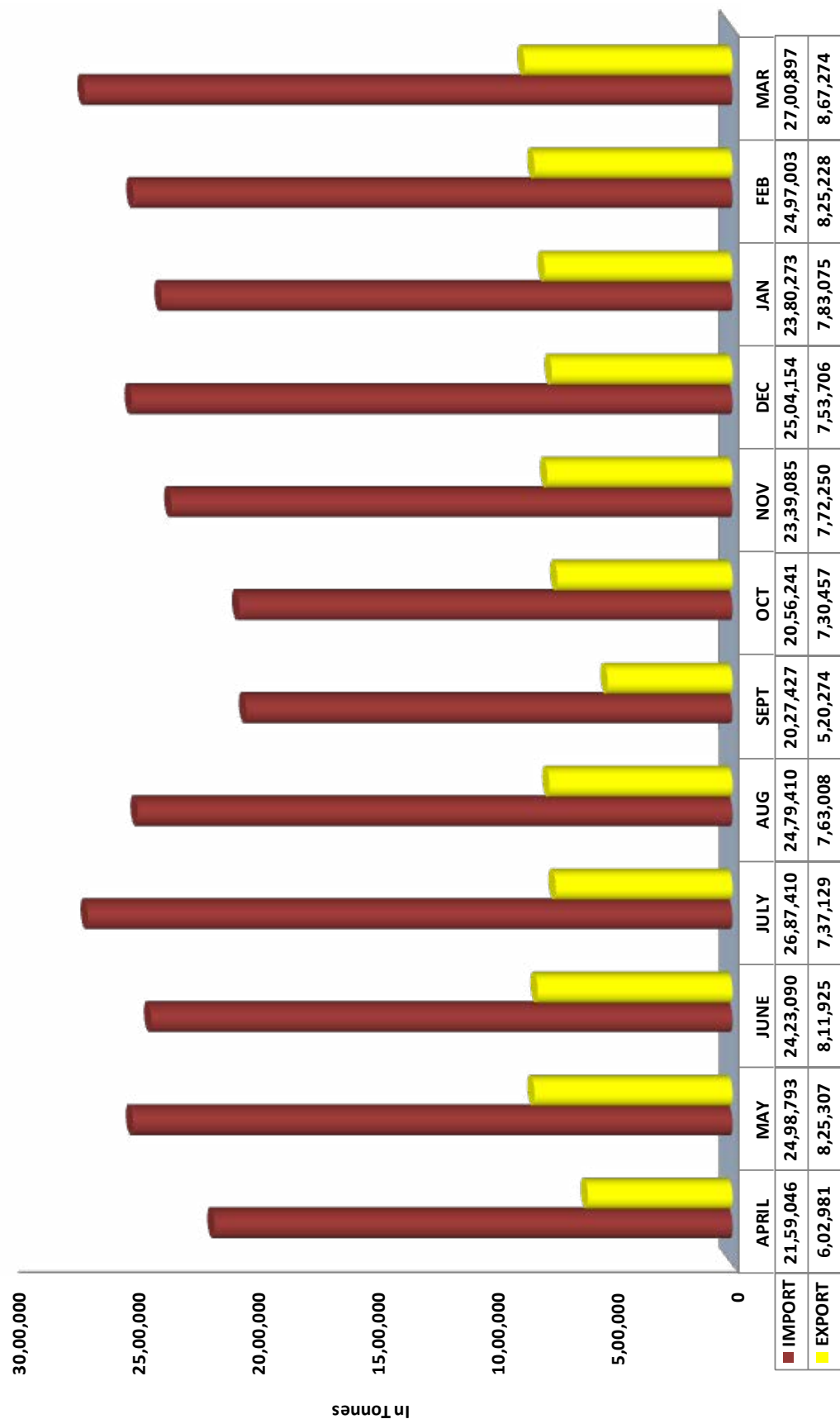


DIAGRAM No.2
PERCENTAGE COMPOSITION OF TRAFFIC DURING 2024-25

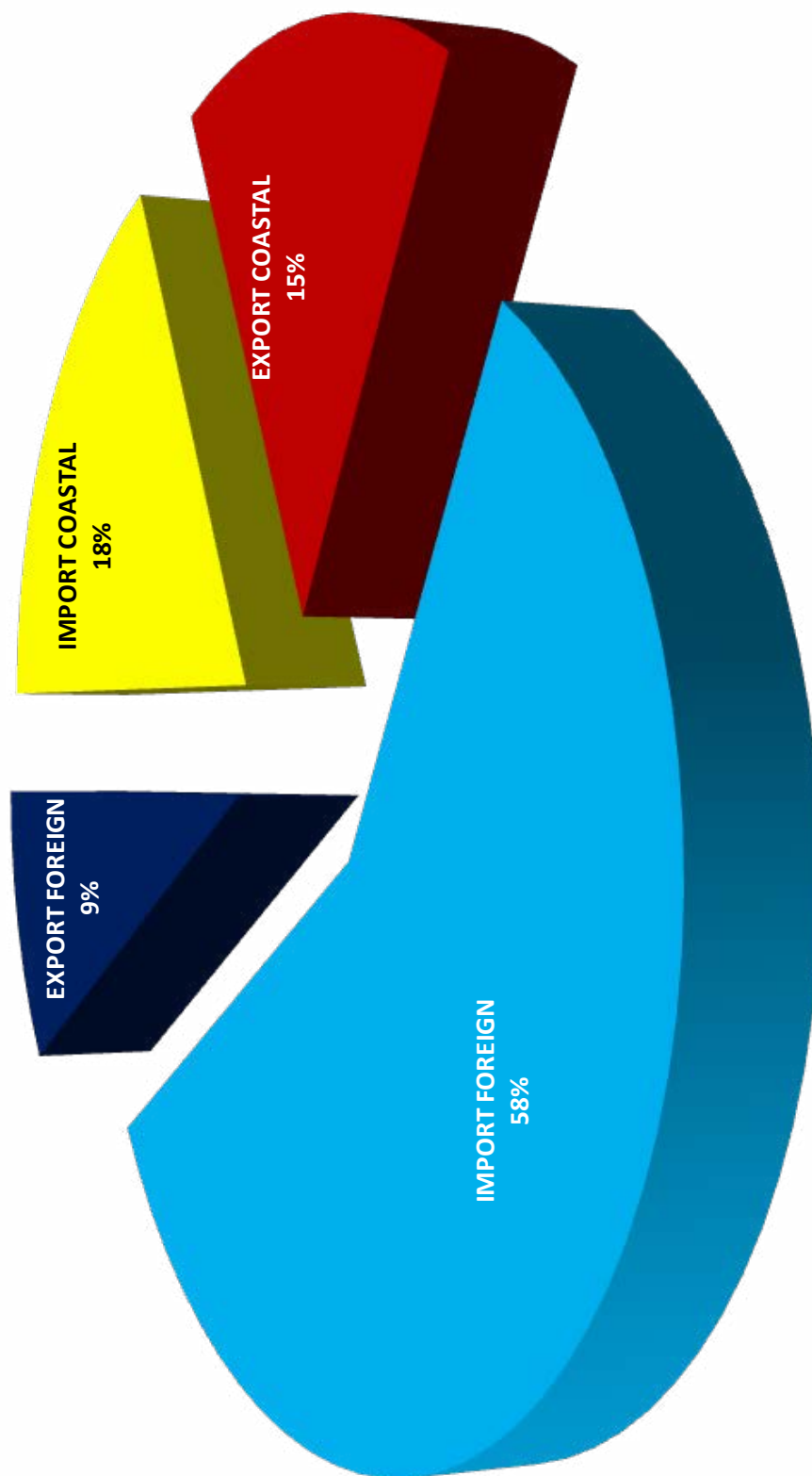


DIAGRAM NO.3
VARIATION OF TRAFFIC 2024-25

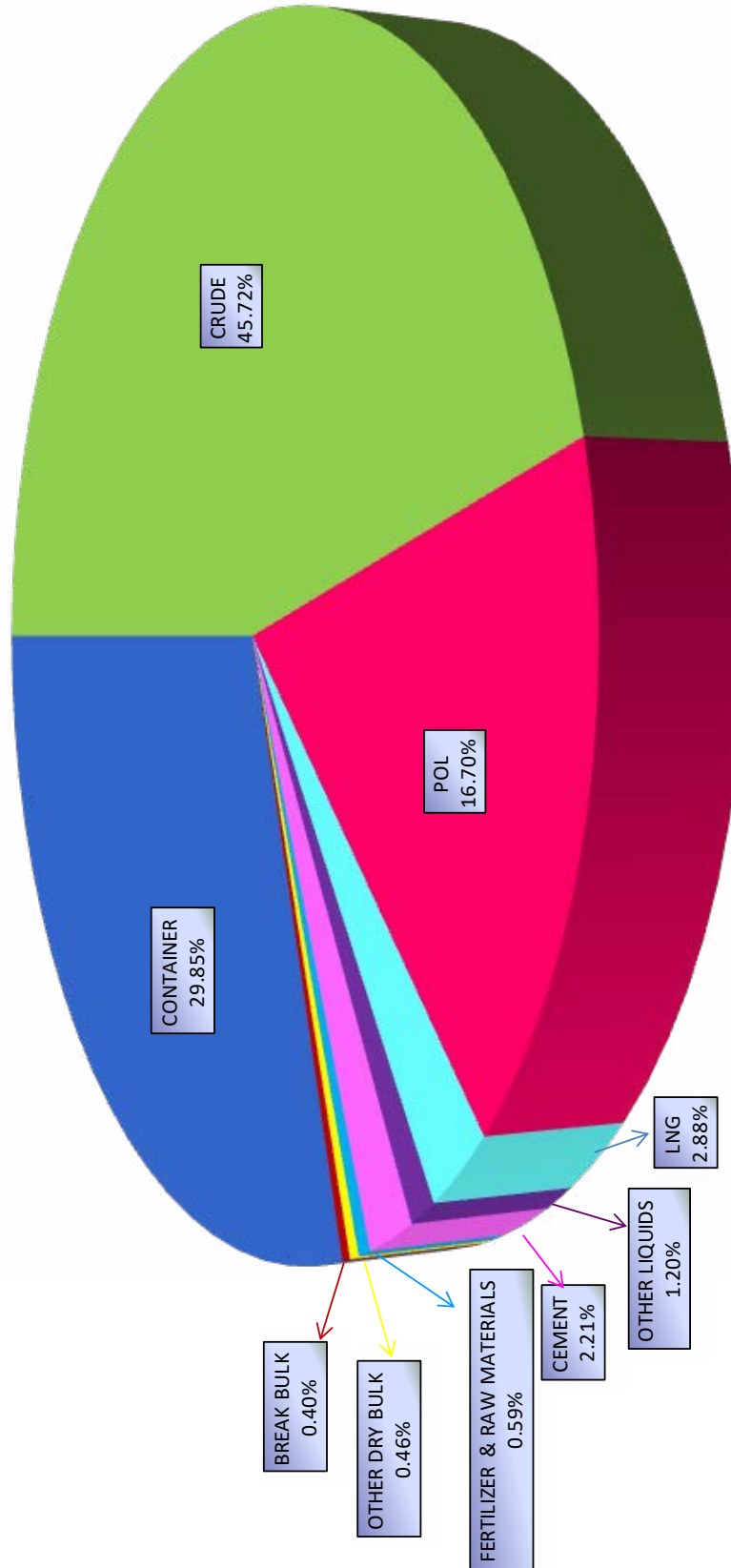


DIAGRAM No. 4
YEARLY VARIATION IN TRAFFIC



DIAGRAM NO.5
DIRECTION OF TRAFFIC DURING 2024-25


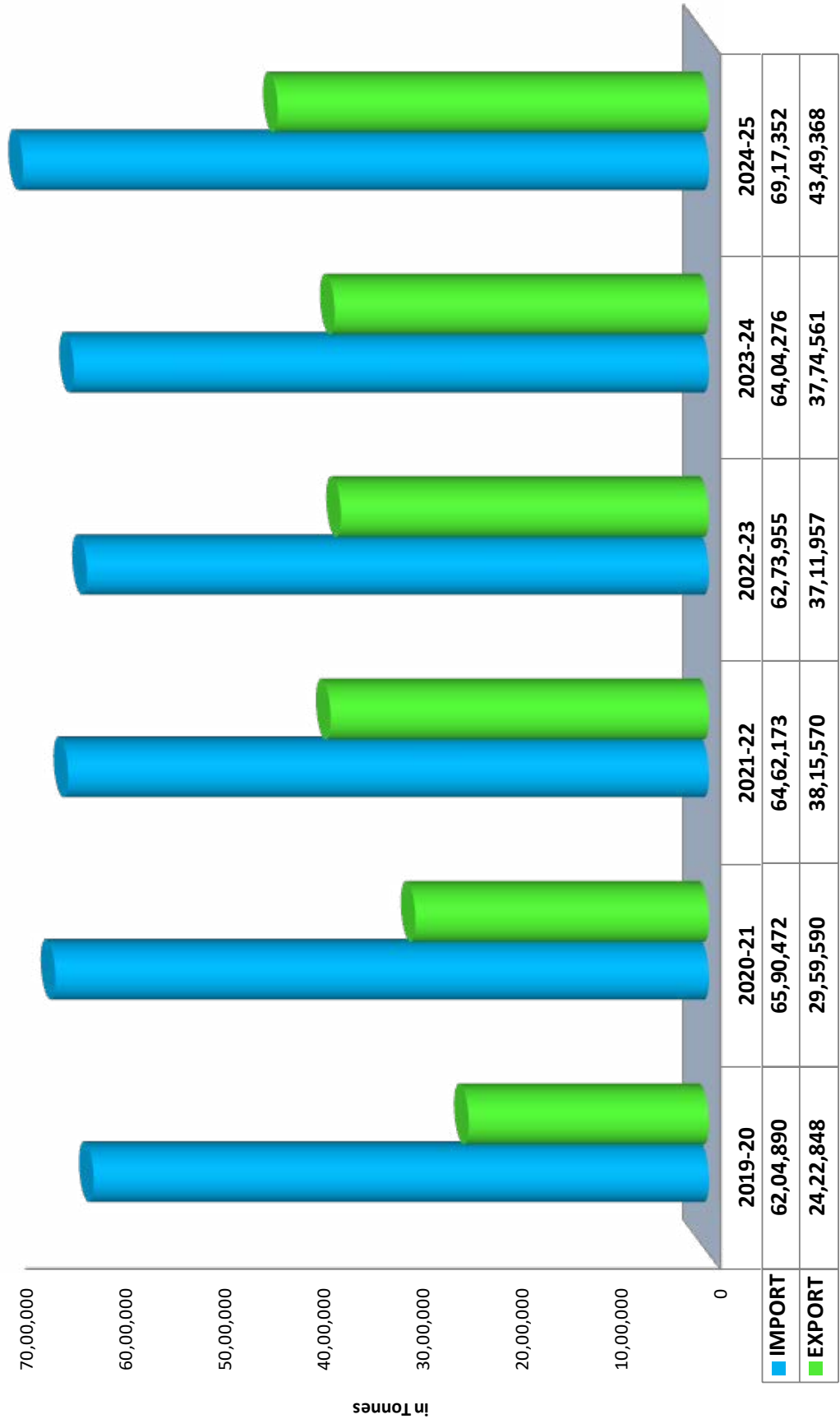


DIAGRAM No.6
CONTAINER TRAFFIC HANDLED



III SHIPPING

During the year 2024-25, 1681 vessels called at the Port as against 1732 vessels in the preceding year showing a decrease of 2.94% in the shipping activity. The total GRT of vessels called at the Port showed a decrease of 2.85 % during the year over that of the preceding year as may be seen from the following statements

Year	Entered		Cleared	
	No.of Ships	GRT (In Tonnes)	No.of Ships	GRT (In Tonnes)
2019-20	1600	47665451	1589	47093787
2020-21	1486	39281923	1475	39532933
2021-22	1519	40794635	1509	40958154
2022-23	1559	42978746	1549	42670164
2023-24	1732	50749190	1730	50675746
2024-25	1681	49304003	1672	49500419

A category wise analysis of ships that called at the Port during the year compared with the preceding year is given below:

Type of Vessles Entered	No. of Ships		GRT (In Tonnes)	
	2024-25	2023-24	2024-25	2023-24
Tankers	535	536	24230216	24576948
Colliers	0	0	0	0
Food grains	0	0	0	0
Fertilizer	0	0	0	0
Dry Bulk	60	55	1028733	993072
General Cargo	33	28	224533	247432
Containers	637	652	20462611	20664628
Cruise Vessels	32	42	1593468	2106661
Passengers & Others	384	419	1764442	2160449
Total	1681	1732	49304003	50749190

The number of cleared ships having GRT above and below 3000 showed a decrease during the year compared to preceding year, which may be seen from the following statement:

GRT of Ships (In Tonnes)	2024-25			2023-24		
	Coastal	Foreign	Total	Coastal	Foreign	Total
Upto 2999	136	15	151	143	8	151
3000-6999	233	28	261	258	32	290
7000-14999	39	75	114	64	54	118
15000-39999	526	270	796	464	328	792
40000 & above	49	301	350	125	254	379
Total	983	689	1672	1054	676	1730

Average GRT of ships entered and cleared showed an increase compared with the preceding year as may be seen from the statement given below:

Year	Average GRT of Steamers	
	Entered	Cleared
2019-20	29791	29637
2020-21	26435	26802
2021-22	26856	27143
2022-23	27568	27547
2023-24	29300	29292
2024-25	29330	29606

2. Seasonal pattern of shipping (cargo vessels)

Average number of cargo vessels in Port per day was 4.72 during the year. An analysis of the month wise average of ships in Port per day at the Wharf and in stream during the year compared with the preceding year is given below:

Month & Year	2024-25			2023-24		
	At Wharf & SPM	In Stream	Total	At Wharf & SPM	In Stream	Total
April	4.07		4.07	3.86	--	3.86
May	4.06		4.06	4.25	--	4.25
June	4.22		4.22	4.75	--	4.75
July	4.28		4.28	3.69	--	3.69
August	4.34		4.34	5.27	--	5.27
September	3.48		3.48	4.63	--	4.63
October	3.96		3.96	5.59	--	5.59
November	4.34		4.34	5.25	--	5.25
December	4.80		4.80	4.50	--	4.50
January	4.30		4.30	4.60	--	4.60
February	4.78		4.78	3.83	--	3.83
March	4.57		4.57	3.94	--	3.94
Annual Average	4.72		4.72	5.00	--	5.00

3. Berthing distribution of vessels

Berth No.	No. of Vessels	
	2024-25	2023-24
Q1	29	48
Q2	0	1
Q3	0	1
Q4	97	99
Q5	88	75
Q6	72	57
Q7	46	76
Q8	52	68
Q9	42	38
Q10	28	43
BTP	102	110
COT	93	103
NCB	73	78
NTB	36	40
SCB	13	9
STB	1	0
LNG	20	19
UTL	66	45
V2	320	310
V3	317	344
MULT	37	14
Total (A)	1532	1578
SPM (B)	135	133
CSL/ Dock/Others (C)	5	19
Grand Total A+B+C	1672	1730

4. Berth Occupancy

Average occupancy of berths / jetties during the year decreased to 45.04% from 55.99% in the preceding year. A statement indicating the percentage occupancy of various alongside wharf berths and jetties during the year compared to preceding year is given below:

Berth Facility	Percentage of Occupancy		
	No. of berths	2024-25	2023-24
Q1 - Q7	7	29.29	39.00
Q8 - Q9	2	32.92	45.35
Q10 (FACT)	1	37.68	41.37
STB & NTB	2	8.93	13.49
COT	1	48.80	53.20
BTP	1	51.44	56.90
NCB & SCB	2	28.24	28.94
Vallarpadam V2 - V3	2	72.94	65.27
LNG	1	8.23	7.23
MULT	1	24.71	12.10
UTL	1	100.00	100.00
Total - A	21	44.34	55.51
B. SPM	1	59.77	65.93
Grand Total (A+B)	22	45.04	55.99

5. Flagwise analysis of shipping

The Nationality wise distribution of ships, which were cleared from the Port during the year compared with the preceding year, is indicated below

Nationality of vessels	2024-25			2023-24		
	No. of cargo ships cleared	Total traffic handled (Lakhs tonnes)	% to total traffic handled	No. of cargo ships cleared	Total traffic handled (Lakhs tonnes)	% to total traffic handled
Bahamian	10	4.29	1.14	5	3.26	0.90
Cyprus	6	0.41	0.11	2	0.19	0.05
Indian	614	151.26	40.07	639	149.91	41.28
Liberian	171	55.41	14.68	110	49.30	13.58
Malta	14	14.04	3.72	16	18.36	5.05
Panamanian	128	46.12	12.22	128	36.79	10.13
Singapore	130	21.14	5.60	153	26.65	7.34
Others	197	84.78	22.46	220	78.70	21.67
Total	1270	377.45	100.00	1273	363.15	100.00

During the year Indian ships handled 40.07 % of the total traffic at the Port. Details of flag wise analysis of traffic handled are given in Statement No.7 in the Statistical Appendices.

6. Pilotage

During the year 2024-25, 4042 movements of ships involving 6753.56 hours were attended to as against 4232 movements involving 7228 hours in the preceding year 2023-24. The average time involved per movement was 1.67 hours during the year as against 1.71 hours in the preceding year.

7. Passenger traffic

Total number of passengers arrived at and sailed from Cochin Port during the year was 94479 and 104477 respectively as against 110266 and 123127 in the preceding year. Details of passenger traffic are given in Statement No.32 of the Statistical Appendices.



DIAGRAM NO.7
NUMBER OF SHIPS ENTERED

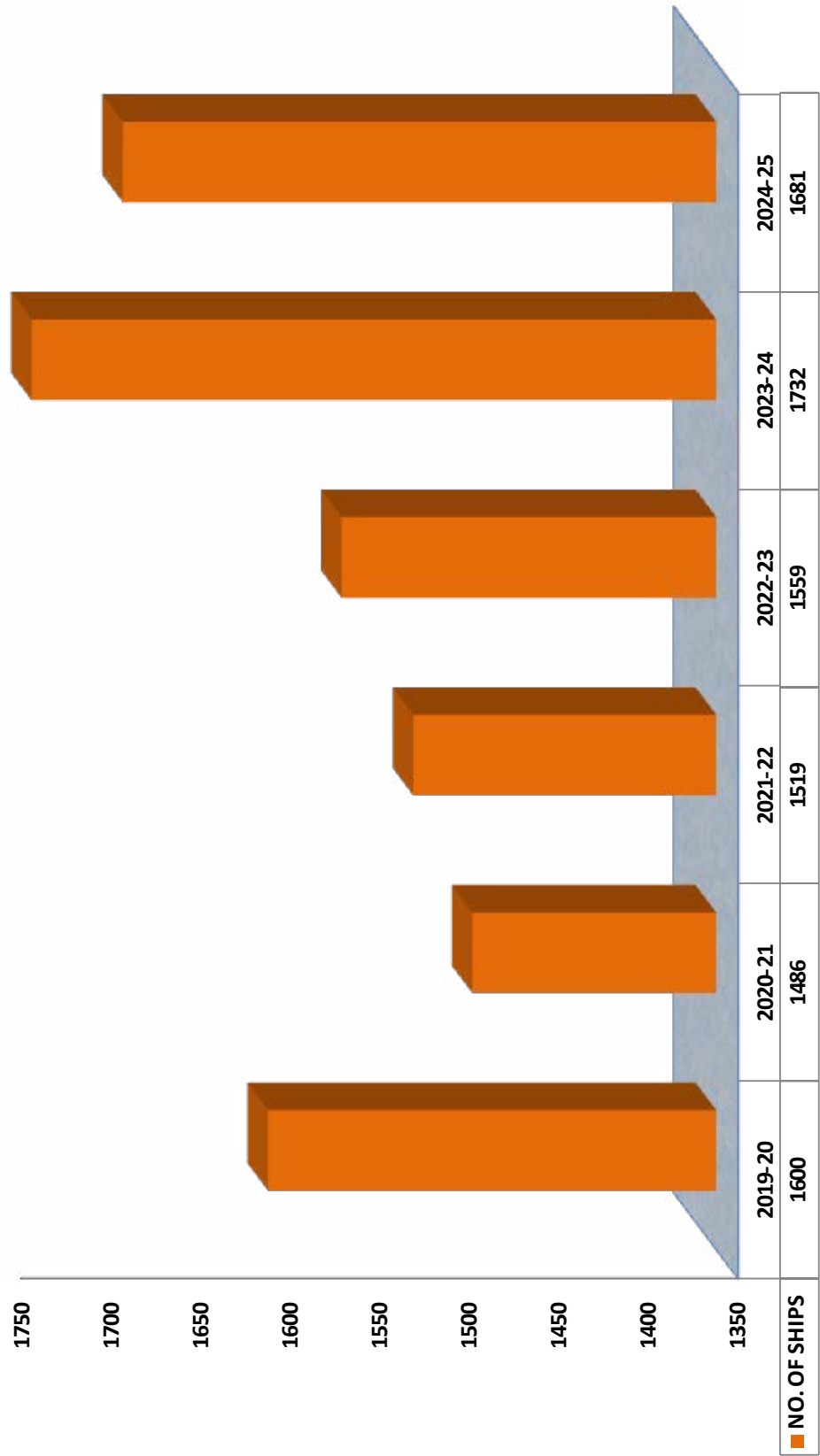
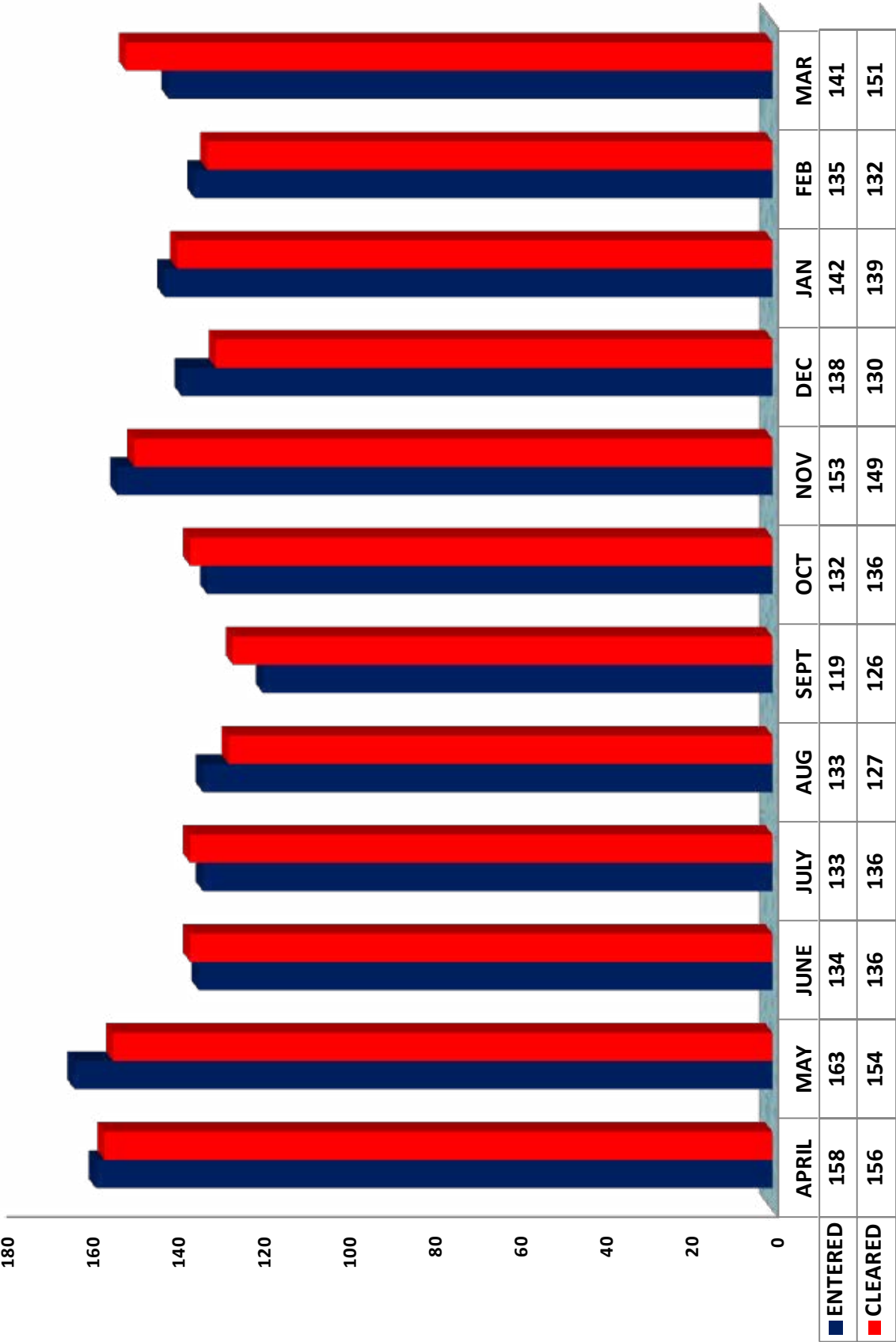


DIAGRAM NO.8
NRT OF VESSELS ENTERED



DIAGRAM NO.9
MONTHLY VARIATION OF SHIPS ENTERED & CLEARED DURING 2024-25



IV PORT OPERATIONS

During the year 2024-25, 54.28% of the traffic was handled at Wharf and 45.72% of the traffic was handled at SPM. A statement showing the tonnage handled during the year compared with the preceding year is given below.

Year	At Wharf			At SPM/ STS			Grand Total
	Import	Export	Total	Import	Export	Total	
2024-25	114.97	89.93	204.89	172.56	0.00	172.56	377.45
	30.46%	23.82%	54.28%	45.72%	0%	45.72%	100%
2023-24	108.10	83.10	191.20	171.95	0.00	171.95	363.15
	29.77%	22.88%	52.65%	47.35%	0%	47.35%	100%

2. Utilization of Cargo handling equipment

The utilization of cargo handling equipments for the year 2024.25 is given in Statement No.27 of Statistical Appendices.

3. Operational Efficiency Performance Indicators

The performance indicators for the year 2024-25 are given in Statement No.17 & 18 of the Statistical Appendices. Analyses of important indicators are given in the following paragraphs.

a) Pre-berthing waiting time

During the year 2024-25 the overall pre-berthing waiting time at outer roads per ship having cargo work increased to 8.85 hrs. as against 6.73 hrs. in the preceding year. A detailed analysis showing causes of detention of various categories of ships is given below.

Percentage causes for detention of ships at outer roads							
Type of Ships	Ships/ Agents option	Berth not available	Tidal/ Draft constraints	Weather constraints	Lack of night navigation	Others	Total
Break Bulk	0.62	0.00	0.00	0.00	0.00	0.02	0.64
Containers	25.35	4.63	0.00	0.00	0.00	5.65	35.63
Dry Bulk (M)	5.50	0.65	0.57	0.00	0.00	0.08	6.80
Dry Bulk (C)	0.13	0.00	0.00	0.00	0.00	0.03	0.15
Liquid Bulk	33.61	6.30	1.76	0.00	0.00	15.11	56.79
Total for 2024-25	65.21	11.59	2.33	0.00	0.00	20.88	100.00
Total for 2023-24	100.00	0.00	0.00	0.00	0.00	0.00	100.00

b) Turnaround time

Average turnaround time of ships having cargo work improved to 32.41 hrs. during the year from 33.40 hrs. in the preceding year. Category wise details of turnaround time of ships are furnished in Statement No.18 in the Statistical Appendices. A cause wise analysis of stay of ships at the berth during the year is given in the following statement.

Percentage of various causal factors to total time lost	Break Bulk	Container	Dry Bulk	Liquid Bulk	Total
% of the time worked to stay at berth	100.00	96.75	90.64	90.30	92.71
% of time lost to Total stay at berth	0.00	3.25	9.36	9.70	7.29
Power Failure	0.00	6.57	0.00	0.00	1.45
Hatch opening/ Commencement of operations	27.40	33.86	1.73	0.28	9.11
Ships Account/ Agents option	11.79	20.77	7.33	12.05	8.51
Departure formalities	22.72	8.31	42.15	66.93	49.56
Strike/ Stoppage of work	0.00	0.00	0.00	0.00	0.00
Weather constraints	25.92	0.00	5.49	0.00	1.77
Equipment breakdown/ non-availability	0.00	0.00	0.00	0.00	0.00
Other reasons	12.18	14.87	2.83	0.90	4.70

c) Other salient features

Average service time for handling 1000 tons of cargo decreased to 1.00 hour during 2024-25 compared to previous year. Average output of shore per gang shift increased to 559 tons during the year from 522 tons in the preceding year. The following table gives some of the important indicators in respect of shipping and traffic.

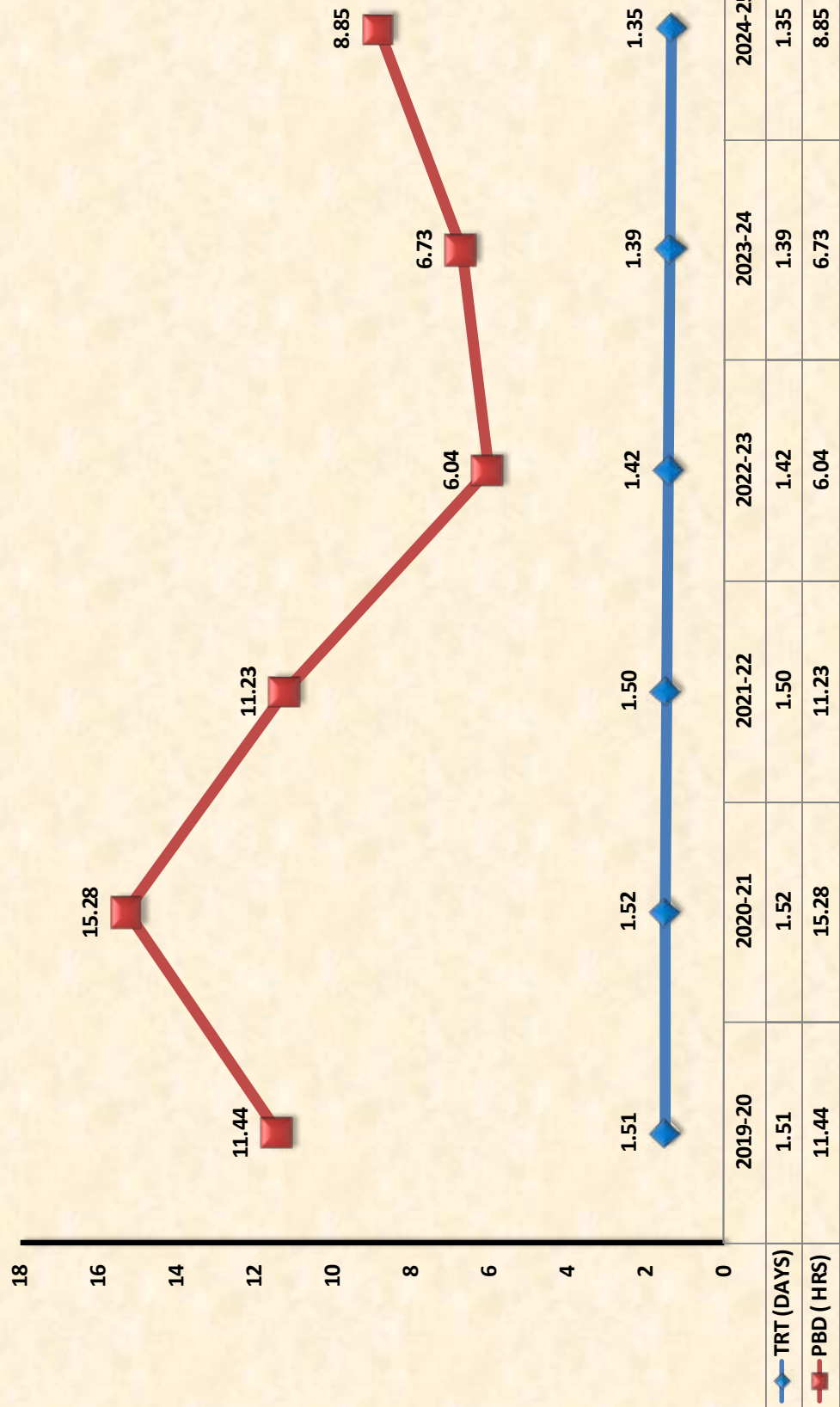
Sl.No	Indicators	2024-25	2023-24
1	Average service time per ship (total time in berth days)	1.13	1.11
2	Average service time per 1000 tonnes of cargo (in hours)	1.00	1.08
3	Average output of shore labour per gang shift (in tonnes)	559	522

The details of average productivity for effective hook hours are given below

(In Tonnes)

Sl. No.	Commodity	Average productivity per effective hook hours 2024-25
1	Break Bulk	
a)	DEFENCE CARGO	8
b)	METALS & METAL PRODUCTS	62
c)	ALUMINA IN JUMBO BAGS	44
d)	IMO CARGO	6
e)	PROJECT CARGO	29
2	Dry Bulk	
a)	ILMENITE SAND	108
b)	SALT IN BULK	111

DIAGRAM NO.10
YEARLY VARIATION IN AVERAGE DETENTION & AVERAGE TURNAROUND OF SHIPS CLEARED



4. Handling Rate

Average output per ship berthday increased to 26006 tons during the year from 25963 Tons in the preceding year. Category wise output rates are furnished in the Statement No.22 in the Statistical Appendix.

5. Utilization of Storage facilities

The average utilization of storage area during the year was 100%. A statement showing the details of various storage facilities available and utilized during the year compared to preceding year is given below:

Sl. No	Wharf	No. in Commission		Available (in M2)		Utilized (in M2)	
		2024-25	2023-24	2024-25	2023-24	2024-25	2023-24
1	Mattancherry						
a)	Ware Houses	4	4	12075	12075	12075	12075
b)	Overflow Sheds	3	3	6393	6393	6393	6393
c)	Transit Sheds	3	3	13110	13110	13110	13110
Total		10	10	31578	31578	31578	31578
2	Ernakulam						
a)	Ware Houses	1	1	2680	2680	2680	2680
b)	Overflow Sheds	1	1	1580	1580	1580	1580
c)	Transit Sheds	1	1	3831	3831	3831	3831
Total		3	3	8091	8091	8091	8091
3	Container Freight Station						
	Warehouses	1	1	10000	10000	10000	10000
Grand Total		14	14	49669	49669	49669	49669

6. COCHIN – THE LEADING CRUISE DESTINATION IN INDIA

Cochin Port has developed International Cruise terminal “SAGARIKA” at Ernakulam wharf and a modern world class fully air-conditioned CRUISE PASSENGER FACILITATION CENTRE –“SAMUDRIKA”, where all statutory clearances like Customs and Immigration for cruise passengers are given under single roof. Cochin Port also has a dedicated Cruise-cell available round the clock to service the exact requirements of the cruise vessels.



V FINANCIAL POSITION

1. Profit & Loss Account

The Profit & Loss Account for 2024-25 closed with a net profit of Rs. 13.50 Crores.

2. Operating Income

The Operating Income increased by 3.30% to Rs.94,688 lakhs during 2024-25 from Rs. 91,662 lakhs during 2023-24. The activity wise details are given below:-

Rs. In lakhs

Sl. No	Operating Income	2024-25	2023-24	Percentage Increase(+) Decrease(-)
1	Cargo handling and storage charges	33,512	33,451	0.18%
2	Port and Dock charges	46,175	45,017	2.57%
3	Estate Rentals	15,001	13,194	13.69%
	Total	94,688	91,662	3.30%

3. Operating Expenditure

Operating Expenditure increased by 1.51% to Rs.42,212 lakhs during 2024-25 from Rs. 41,582 lakhs in 2023-24. Activity wise details are given below:-

Rs. In lakhs

Sl. No	Operating Expenditure	2024-25	2023-24	Percentage Increase(+) Decrease(-)
1	Cargo handling and storage charges	4,310	4,795	(-)10.11%
2	Port and Dock facilities for shipping	23,473	22,009	6.65%
3	Railway workings	-	-	-
4	Rentable land and building	2,658	2,357	12.76%
5	Management & General Administration	11,771	12,421	(-)5.23%
	Total	42,212	41,582	1.51

4. Finance and Miscellaneous Income and Expenditure.

Rs. In lakhs

Sl. No.	Particulars	2024-25	2023-24	Percentage Increase(+) Decrease(-)
1	Finance & Miscellaneous Income	5,185	4,781	8.47%
2	Finance & Miscellaneous Exp.	56,311	52,976	6.30%

5. Capital Debts

Total Capital Debts including interest as on 31st March 2025 stands as Rs. 44,682.33 lakhs.

6. Capital at charge

The value of Capital Assets (including Capital W.I.P) of the Port increased to Rs.72,970 lakhs as on 31st March, 2025 from Rs.72,081 lakhs as on 31st March 2024 as detailed below:-

(Rs. in lakhs)

Sl. No.	Particulars	As on 31.03.2024	During the year		As on 31.03.2025
			Addition	Deletion	
1	Land	5,149	-	-	5,149
2	Capital Dredging	8,440	-	-	8,440
3	Building, Sheds & Other structures	7,842	221	15	8,048
4	Wharves, Roads & Boundaries	22,207	201	-	22,408
5	Floating Crafts	13,068	-	-	13,068
6	Docks, Seawall. Piers & Navigational Aids	2,169	-	-	2,169
7	Cranes & Vehicles	1,506	187	-	1,693
8	Plant & Machinery	4,084	74	-	4,158
9	Installations for Electricity Water, Telecommunications & Fire fighting	7,065	-	-	7,065
10	Oil pipeline installations	383	-	-	383
11	Miscellaneous	100	-	-	100
	Total	72,013	683	15	72,681
	Capital Work in-Progress	68	271	50	289
	GRAND TOTAL	72,081	954	65	72,970

During 2024-25 Rs.1,683 lakhs was provided towards depreciation as against Rs. 1,675 lakhs during the year 2023-24.

7. Reserve Fund

Balance position of various Reserve Funds as on 31.03.2025 and 31.03.2024 is given below:-

(Rs. in lakhs)

Sl. No.	Name of Fund	Balance as on	
		31.03.2025	31.03.2024
1	Capital Reserves	8,771	8,771
2	Reserve for Replacement, Rehabilitation & Modernization of Capital Assets	1,556	1,556
3	Reserve for Development, Repayment of Loan & Contingencies	1,261	1,261
4	Profit & Loss Account (Accumulated Loss)	44,960	46,310
5	Provision for Depreciation	39,122	37,447
6	Employees Welfare Fund	4	26
7	Family Security Fund	0.0015	1
8	HBA Family Benefit Fund	48	45

DIAGRAM NO.11
DISTRIBUTION OF REVENUE ACCOUNTS

INCOME 2024-25

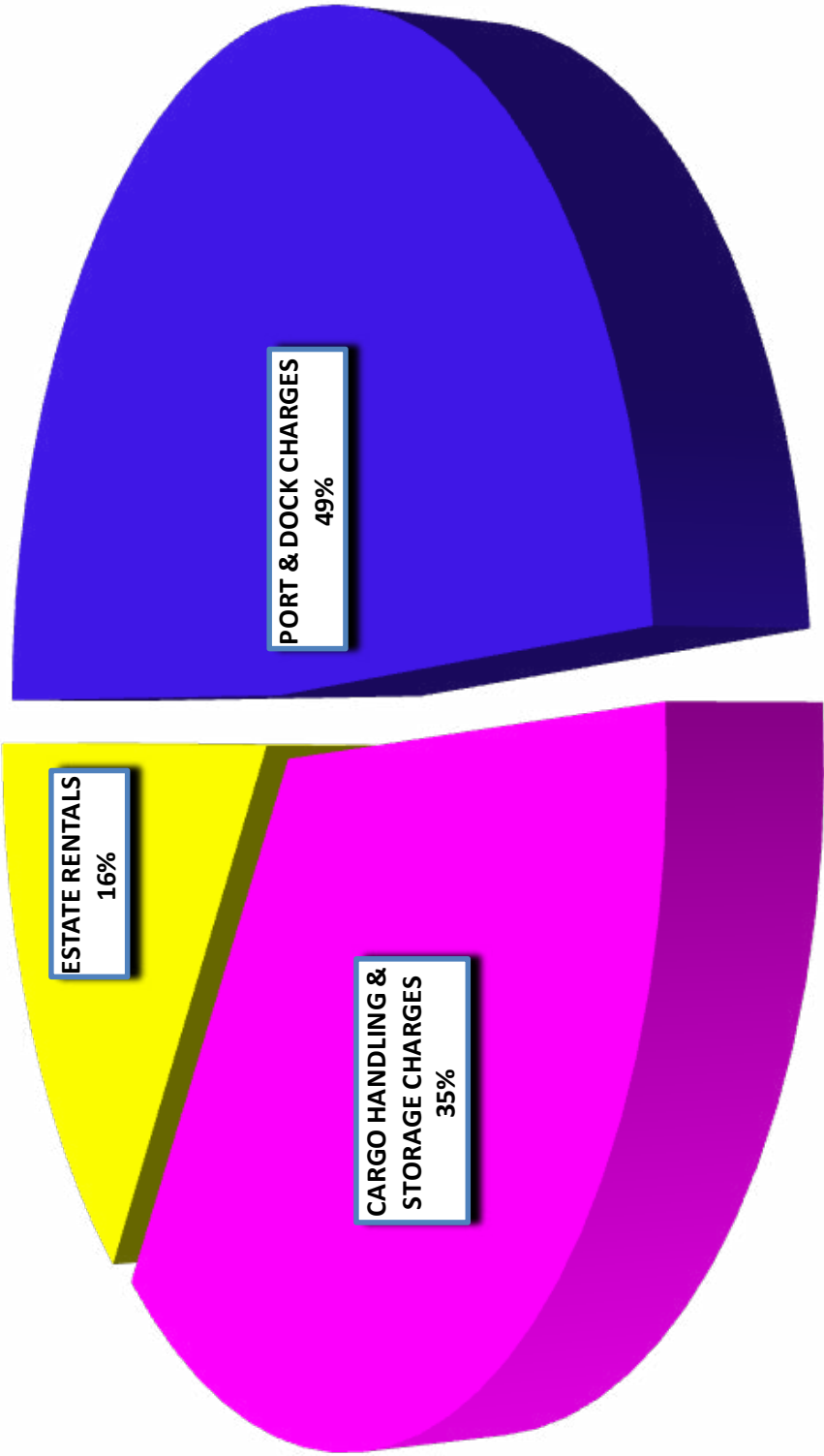


DIAGRAM NO. 12
DISTRIBUTION OF ACCOUNTS

EXPENDITURE 2024-25

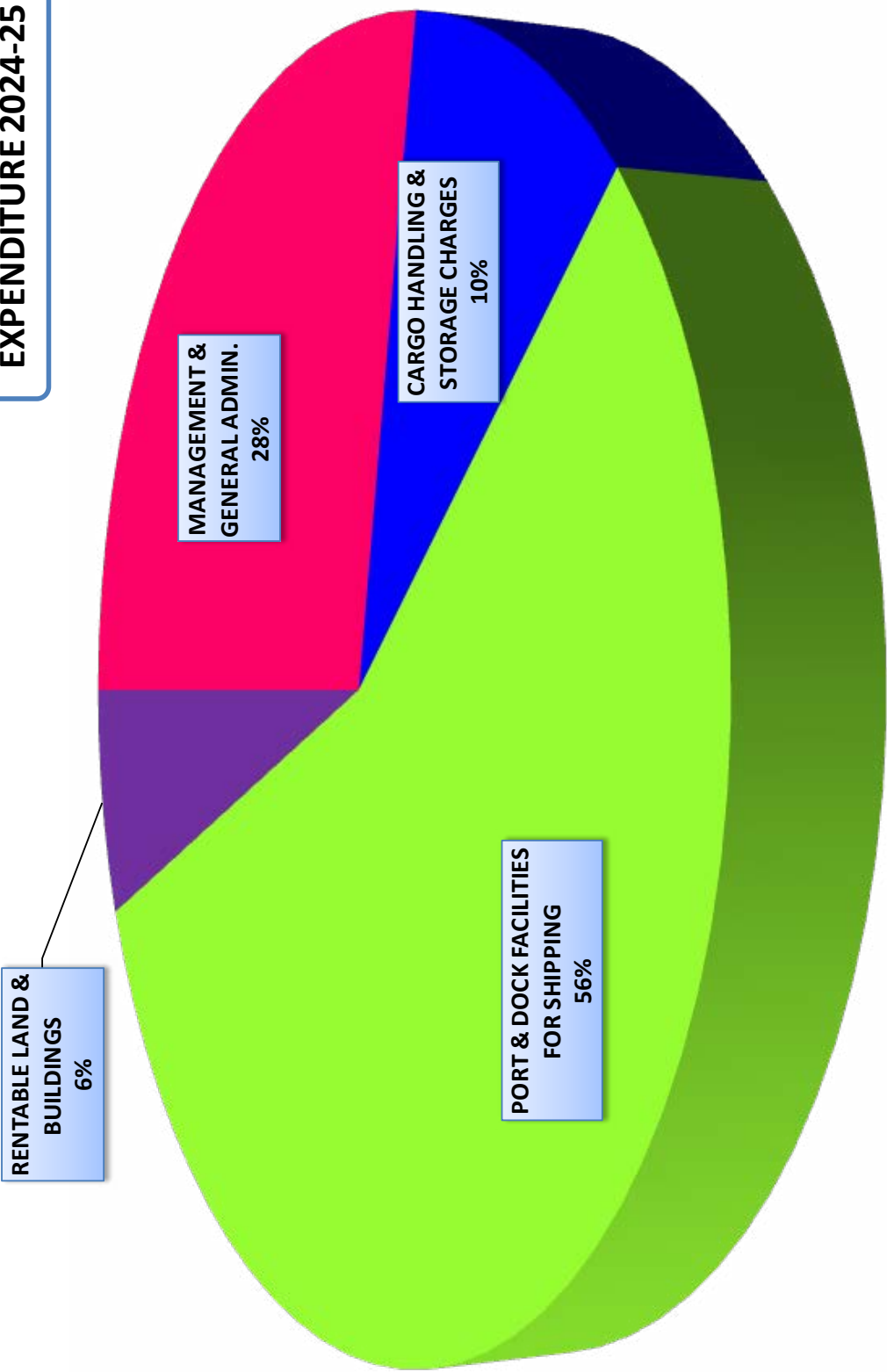
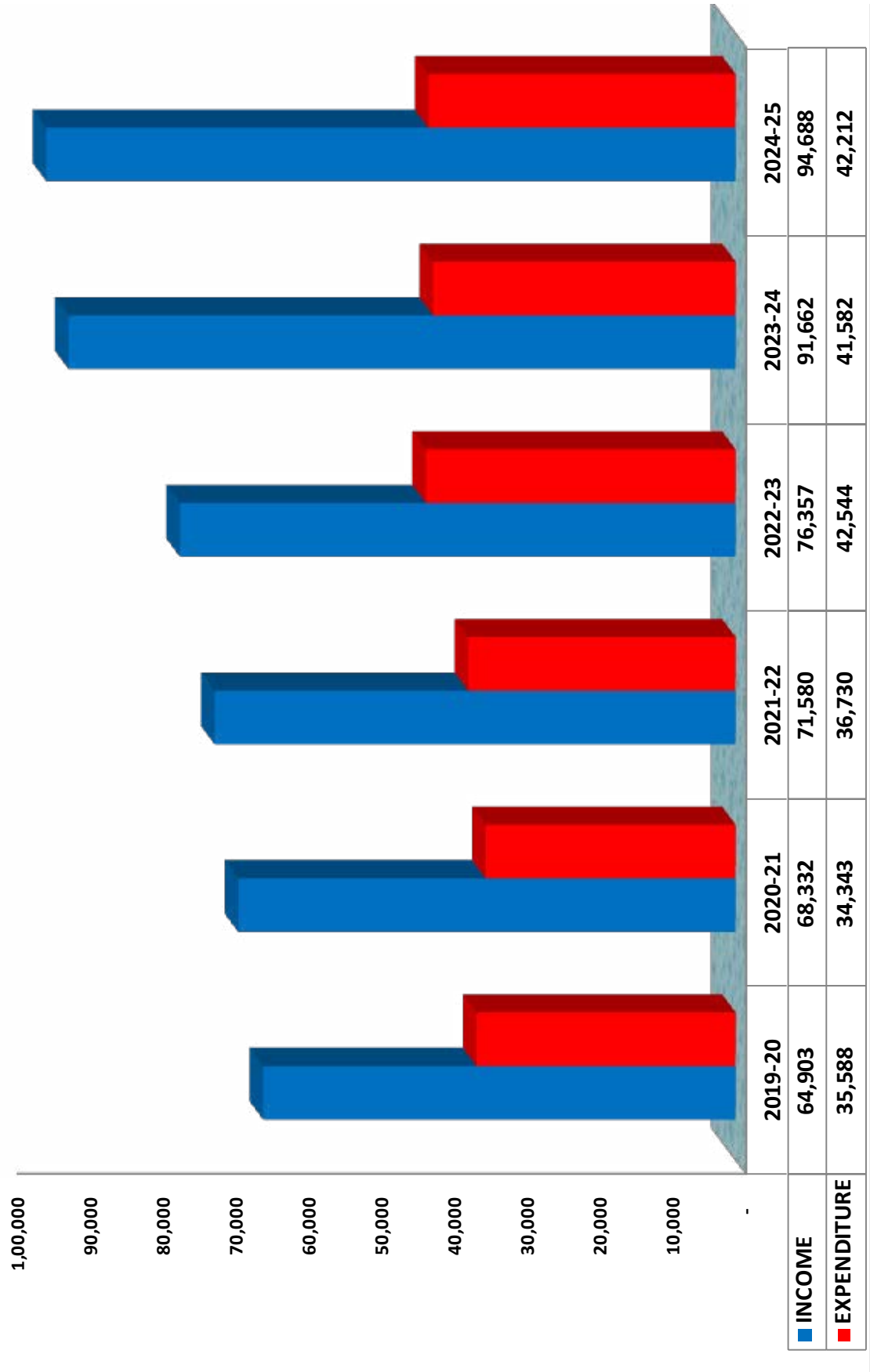


DIAGRAM NO.13
YEARLY VARIATION IN OPERATING INCOME & EXPENDITURE(Rs. in Lakhs)



8. Working Results at a glance

The results of the financial working of the Port during the year compared to previous year are indicated below:-

(Rs. in lakhs)

Sl. No.	Financial Factors	2024-25	2023-24
1	Gross Income	99,873	96,443
2	Gross Expenditure	98523	94558
3	Net Surplus	1350	1885
4	Capital at charge at the beginning of the year	72081	71811
5	Capital at charge at the end of the year	72970	72081
6	Mean capital at charge	72525	71946
7	Capital employed	(-)4496	4648
8	Return on capital employed (%)	(-)30.03	40.55
9	Net worth	(-)31,821	(-)32,061
10	Percentage of net surplus to mean capital at charge (%)	1.86	2.62
11	Operating ratio (%)	44.58	45.36



VI ENGINEERING

I CAPITAL WORKS

The approved Annual Outlay for the year 2024-25 was Rs.6552 lakh against this actual expenditure during the year amounted to Rs.6113 lakhs as shown below:-

(Rs. in lakhs)

Scheme	Outlay for 2024-25	Expenditure during 2024-25	Percentage
GBS	0	0	0
IEBR	6552	6113	93.30
Total	6552	6113	93.30

Brief description of the works taken up during the Year 2024-25:

1. (a) Construction of a Jetty & Associated Facilities for Handling Ro-Ro Ships at Cochin Port.

The project has been taken up for handling mainly Propylene, at an estimated cost of Rs.11.06 crores. The project is being implemented under Sagarmala programme with 100% financial assistance from MoPS&W.

The Hon'ble Prime Minister of India had laid the foundation stone for this project on 30-04-2022.

Letter of Award for Construction of a jetty & associated facilities for handling Ro-Ro Ships at Cochin Port was issued to M/s.KVJ Builders & Developers Pvt. Ltd., Kochi, for (Rs.10,56,31,911.42 plus GST) on 16-08-2022. Works commenced on 31-08-2022. The jetty work has been completed on 30-06-2024 and the allied road work is under progress.

(b) Replacement of Old DG sets with New 3 nos. DG sets with latest Pollution control Regulations at various buildings at CoPA. Works awarded to M/s. Giresh Electricals, Ernakulam – Contract Amount – Rs. 75 lakhs. (CoPA CAPEX fund)

(c) Replacement of Old Electrical MV panels and Feeder pillar with Panels at various Substations and distributions areas in willingdon Island. Works awarded to M/s. Linsta Services, Ernakulam – 686600. Contract Amount – Rs. 37.00 lakhs. (CoPA CAPEX fund).

(d) Procurement of 1 No. Fire tender – 1.13 Cr- From M/s. M/s. Brijbasi Hi Tech Udyog Ltd., Mathura, Uttar Pradesh.

(e) Procurement of Vehicles - 4 Nos. Mahindra Camper vehicle for Rs.40 Lakhs - From M/s. Mahindra& Mahindra Ltd, Mumbai.

Purchase of 1 No. Innova Crysta for Rs.34 Lakhs - From Toyota Kirloskar Motors Pvt Ltd, Ramnagar, Karnataka.

2. Environment Monitoring works in CoPA:

(i) Ambient Air Quality and Noise level.

The work of "Monitoring of Ambient Air Quality and Noise Level at Cochin Port area for a period of Three

Years (Two years extendable)" has been awarded to M/s. Chennai Testing Laboratories (P) Ltd, Chennai, on 12-01-2022 for an amount of Rs.7.39 lakhs (for 3 years). Extension granted upto 26.01.2027. The work is in progress.

(ii) Water and Sediment quality parameters in the backwaters.

The work of "Environmental Monitoring of Water and Sediment Quality parameters in the back waters of Cochin Port for a period of 5 years from February 2022" has been awarded to M/s. Nitya Laboratories, Haryana for an amount of Rs.24,95,700/-. The work is in progress.

II. PRIVATE SECTOR/JOINT VENTURE SCHEMES UNDER IMPLEMENTATION

1. Development of an International Ship Repair facility at Willingdon Island.

The Project of Development and Operation of International Ship Repair Facility (ISRF) at Willingdon Island through Private Sector Participation was awarded to M/s. Cochin Shipyard Limited on 19-09-2012. The proposed facilities consists of a Ship lift System with 3 transfer Tracks & 3 parking bays for simultaneous docking of 6 vessels of LOA 130 meters. Beam 25 meters and Maximum Light Weight in the Dry Dock Position 6000T (upto 25,000 DWT). The anticipated project cost to be invested by M/s. CSL is approximately Rs.970crores As per the contract, total lease period is 30 years.

Port had handed over 16.25 Ha of land area and 15 Ha. of Water area on lease basis to M/s. CSL for development of ISRF including Ports Workshop and Dry-dock. The project started on 09-01-2018.

Hon'ble Prime Minister inaugurated the facility on 17.01.2024.

III. DEPOSIT WORKS

1. Re-construction of North Jetty for Indian Navy at Naval Base, Kochi.

Indian Navy had entrusted with Cochin Port Authority the project of 'Re-construction of North Jetty after

demolition of existing jetty at NSRY (Kochi), Naval Base, Kochi' with an estimated cost Rs.596.43 crores (inclusive of 12% GST) as Deposit Work.

MoU was executed between CoPA and Indian Navy for the project on 22-02-2019. Indian Navy has released a total amount of Rs.486.50 crores as on 31-03-2024 to Cochin Port for this project. As per the MoU, the timelines for completion of the project is 48 months from the date of issue of the first work order by CoPA for construction works.

The Project Management Consultancy is entrusted with M/s.AECOM, Haryana for an amount of Rs.1.59 crores and the PMC services is in progress.

The work of "Re-Construction of North Jetty at Naval Base, Kochi, on EPC Contract Basis" (Est. Cost – Rs.461.60 crores) was awarded to M/s.Afcons Infrastructure Ltd, Mumbai, for Rs.399.51 crores on 22-10-2020 with contract period of 48 months. The work is in progress and physical progress achieved is about 87%. The Contract Period has been extended upto 30.06.2025.

Cochin Port is expected to earn about Rs.35 crores as Departmental charges, from this project, which is 7% of the value of the executed works.

2. Construction of International and Domestic Cruise Terminal and other Allied Facilities at Mormugao Port Authority, Goa, through Engineering, Procurement and Construction (EPC) Contract.

Cochin Port has been engaged by Mormugao Port as Project Management Consultant (PMC) for the execution of Development of International and Domestic Cruise Terminal, Ro-Pax, Ferry and other allied activities at Mormugao Port.

The work has been awarded to M/s. RCC-ACC(JV), Haryana for Rs.74.11 crores on 15-03-2022 with contract period of 18 months. The work is in progress and physical progress achieved as on 31-03-2025 is 80%. The contract period has been extended upto 30-04-2025.

Cochin Port is expected to earn about Rs.4 crores as Departmental charges, from this project.

3. Maintenance Dredging in front of LNG basin.

Cochin Port has taken up the dredging work at the LNG basin for the year 2024-25 on Deposit Work terms for M/s.Petronet LNG Ltd.(PLL) along with the Maintenance dredging contract at a cost of Rs. 9.726crores, PMS charges @10% of the cost of work done which is about Rs. 0.973 crores, is being paid by PLL.

4. Capital Dredging for the Maneuvering basin of Indian Navy North Jetty at Naval Base Kochi.

The work of Capital Dredging for Indian Navy of North Naval Jetty at Naval Base was awarded to M/s Ultra Dimensions Pvt. Ltd, Visakhapatnam for Rs.49.39 crores on 02-08-2024.

The dredging work commenced on 30-08-2024 and was scheduled to be completed on 28-02-2025

which was extended upto 31-05-2025 the dredging work along the channels has been completed and behind FIC bay is in progress Cochin Port will earn 7% of the project cost as Departmental charges.

5. Dredging for Maintaining the depth at lee side of ICG jetty & Gol AMBA jetty at Cochin Port

The work of Dredging for Maintaining the depth at lee side of ICG jetty & Gol AMBA jetty at Cochin Port was awarded to M/s. ACE Foundations & Structures, Cochin for Rs. 2.445 crores on 19-11-2024.

The dredging work commenced on 12-12-2024 and was scheduled to be completed on 11-03-2025 which was extended upto 31-05-2025. The dredging work at lee side of ICG jetty area been completed and that behind AMBA jetty is in progress. Cochin Port will earn 7% of the project cost as Departmental charges.

6. Port Infrastructure Development Projects and Allied Facilities in Various Islands of Lakshadweep.

MoU dated 22-02-2023 has been entered between The Union Territory of Lakshadweep Administration (UTLA), Cochin Port Authority (CoPA), Cochin Shipyard Ltd and The Lakshadweep Development Corporation Limited for Port Infrastructure Development Projects and Shipping Operations and Maintenance of UTLA Vessels.

Accordingly, CoPA initiated preparation of master plans for each island for port and shipping operations, including taking up port led development projects under Sagarmala scheme. For this purpose, CoPA have engaged the Consultants, M/s. Assystem India Limited, Chennai formerly known as M/s. L&T Infrastructure Engineering Ltd. Chennai for Consultancy Services for Providing Port led development works and allied facilities with specific emphasis on development of multi modal jetties in eastern or western side of six islands viz. Androth, Kavaratti, Agatti, Kadmat, Kalpeni and Minicoy in Lakshadweep and assignment is in progress.

MoPS&W (ALHW Section) have accorded concurrence for Development of port facilities at Androth island and in principle approvals for western and eastern side of Kadmath and Kalpeni islands. Accordingly, works for conducting Bathymetry Survey, Mathematical Model Study, appointing Consultancy Services for obtaining Environmental and CRZ clearances and conducting Geotechnical investigation have been taken up for the above islands and also for Kiltan and Chetlat, for which DPRs have been forwarded to Ministry. The work of conducting Bathymetry Survey have been completed and other works are in progress. The tenders are already invited for Construction of Jetties, Landside facilities and allied facilities at Eastern and Western sides in Kalpeni and Kadamath Islands of Lakshadweep.

Cochin Port will earn 7% of the project cost as Departmental charges, from all projects executed in Lakshadweep Islands.

7. Development of Water Aerodromes at various locations in Lakshadweep Islands.

Ministry of Civil Aviation (MoCA) had identified three locations in Lakshadweep i.e. Minicoy, Agatti, and Kavaratti Islands for development of Water Aerodromes under UDAN - Regional Connectivity Scheme (RCS) and sanctioned an amount of Rs.20crores for each location and has entrusted CoPA to take up the work based on the MoU dated 22-02-2023 entered between The Union Territory of Lakshadweep Administration (UTLA) and Cochin Port Authority (CoPA).

Accordingly, the Assignment of "Providing Consultancy Services for Preparation of Detailed Project Report, Conducting EIA Study, Providing Project Management Consultancy including Statutory Clearances and O & M Consultancy for the proposed Water Aerodromes at Minicoy, Agatti, and Kavaratti Islands of Lakshadweep" have been awarded to M/s. Feedback Highways OMT Pvt. Ltd., Gurugram for Rs.524.25 lakh and the work is in progress.

Cochin Port will earn 7% of the project cost as Departmental charges.

8. Operation and maintenance work for GOI berth and other facilities

As per the MOU with GoI O&M works has been undertaken for the Berth owned by GOI , which includes AMC's for Upkeeping , Operation of berth facilities , Operation and AMC for Berth ELL crane and other MEP / CIVIL Maintenance works . Total amount for the O&M works is Rs. 3.71 Crores . Cochin Port will earn 12% of the cost as Departmental charges.

9. AMC works for ELL cranes for ICG.

As per the MOU with M/s. ICG , AMC's for ELL crane at ICG is being under taken by CoPA . AMC for ELL cranes is awarded to M/s. Mukand Cranes Ltd, Mumbai .Total amount for the AMC's for ELL crane is Rs. 2.95 crores for five years. Cochin Port will earn 12% of the cost as Departmental charges.

IV. WATER PROCURED DURING THE YEAR

The quantity of water procured from Kerala Water Authority was around 839.84 Million litres during the Financial year 2024-25 and value of the water procured is Rs.4.54 crores. The water has been distributed to Port Offices, Hospital, operational areas and employees quarters free of cost which are major consumption. Revenue of Rs.1.33 crores is also received by selling water to Port Users.

V. DREDGING

The Dredger GHD Nehru Shatabdi has been attending to dredging in various areas of the Port. The vessel worked for 233 days during the year and removed a total quantity of 6.11 lakh cu. meters of silt. Details of working of the Port's dredgers are given in Statement No.30 in the Appendices.

During the year 2024-25, Maintenance Dredging in the Port channels (including LNG basin) was carried out by M/s. Dredging Corporation of India. The total bulk volume of spoil removed during this year was

231.33 Lakh cubic metres (@ a density of 1.30T/cum.).

VI.STORES

The stock position as on 31.03.2025 is given below:-

(Rs. in Lakhs)

Sl. No.	ITEM	2024-25	2023-24
1	Stock at the beginning of the year	61	71
2	Stock at the end of the year	56	61

VII. COCHIN FISHERIES HARBOUR

The Harbor Administration had registered an operational income of Rs.3,37,52,905.38/- (including interest on FD's) against an expenditure of Rs3,09,30,940.08/-. Boat calls at CFH during the year included 753 Purse-seine Net boats, 1692 Gill Net boats, 2155 Trawl Net boats and 164 Vallams.

VIII. ELECTRICITY

- (a) Cochin Port Authority (CoPA) is a deemed distribution Licensee under Section 14 of Electricity Act 2003, for distribution of electricity in Port area at W. Island. The Hon'ble Commission vide its order dated 18.01.2010 had given approval to extend distribution area to the Special Economic Zones at Vallarpadam and Puthuvypeen in Ernakulum District. Contract Demand of CoPA at Willingdon Island (Consumer no.LCN: 21/1135) with M/s KSEBL is 6500 KVA at 110 KV supply level and 5000 KVA(3000 KVA+2000KVA) at Vallarpadam & Puthuvypin SEZ area. During the FY 2024-25 CoPA has purchased 489.57 lakhs units op power from M/s. KSEBL for distributing power to Port users and Port self consumption. CoPA has given Electrical power supply to vessels berthing at CoPA areas at a tune of 42.73 Lakhs units for reducing CO2 emission at Port areas as part of Carbon free / Green Port Initiatives.

(b) Solar Power plant installed capacity

Total capacity of Solar plant installed at CoPA including port users is 2 MW.

Solar plant under proposal:

- 1) 1.5MW Floating Solar near BOT Bridge:
Under Tendering Stage on RESCO Mode
- 2) 350KWp Roof Top Solar in the RNAS
Quarters & CISF Barrack Area:
Under Tendering stage on RESCO Mode
- 3) 3.5MW Floating Solar near COT:
Under feasibility stage

(c) Revamped Sector Distribution Scheme (RDSS)

M/s Power Finance Corporation has given approval for inviting tender directly by CoPA for

carrying out the Modernization of Infrastructure and Loss reduction works for Electricity Distribution works with 60 % grant from Ministry of Power . Accordingly, invited the Tender and under progress to award the work.

- (d) Providing Onshore Power supply capacity of 6MVA to the International Cruise vessels at CoPA The revised estimate amounting to Rs.67.19 Crores has been prepared and sent to the MoPS&W seeking 100% funding under Sagarmala

programme and awaiting for in-principle approval from the Ministry.

IX. ESTATES

Total land area of Port is 2177 acres including land at Puthuvypeen, Vallarpadam, Mulavukad, Palluruthy, Ernakulam, Fortkochi and Thevara. 946.70 acres were on lease during the year as against 919.50 acres in the preceding year as may be seen from the following table:

Type of Lease hold	2024-2025		2023-2024	
	No. of Lease holds	Area (Acres)	No. of Lease holds	Area (Acres)
Government	44	115.69	40	108.81
Quasi –Government	57	467.66	51	460.38
Private	209	363.36	202	350.31
TOTAL	310	946.70	293	919.50

X. SAFETY AUDIT

During the year 2024-25, quarterly audit was conducted in the month of May, August, December and March-2025 as per the Ministry's direction.

XI. MODERNIZATION / UPGRADATION OF CFH

The Ministry of Fisheries, Animal Husbandry and Dairying vide their letter dated 25-02-2022 has approved the proposal of Cochin Port Authority for Modernization and Upgradation of Cochin Fisheries Harbour at Thoppumpady at a total estimated cost of Rs.169.17 crores with EPC component of Rs.113.32 crores and PPP component of Rs.55.85 crores. Ministry of Ports, Shipping and Waterways has granted a sum of Rs.50 crores and Ministry of Fisheries has granted Rs.50 crores and PPP Operators will invest Rs.55.85 crores and remaining amount will be met by Cochin Port's own resources. The Fishing Harbour is

built on a land area of 27.86 acres, and the Wharf is 352 meters long.

The present project for Modernization of Cochin Fisheries Harbour is to set up Infrastructure facilities on par with International Standards and will have temperature controlled auction halls, packing units, mechanical retrieval and Conveyors to transfer fish in crates from the boats to the auction hall, chilled room for storage, ice plant, net mending shed, storage facilities, water tanks, vehicle parking station, retail market, canteen facilities etc. The EPC contract amounting to Rs.112.75 crores including GST, consisting the EPC component has been awarded to M/s.RDS Project Ltd, Kochi on 24-08-2022 and the works has been started and in progress and physical progress achieved as on 31-03-2025 is 41.6%. The period of EPC contract is 18 months and expected date of completion is 31-12-2025.



VII LABOUR WELFARE AND INDUSTRIAL RELATIONS

1. Labour Situation

2024-25 was strike free year for the Port. Labour situation at the Port was generally peaceful during the year.

2. Family Security Fund

An amount of Rs. Rs.4,40,655/- was disbursed to the employees and their families from the Family Security Fund on retirement/death.

3. Accident to Shore Workers

Nil

4. Group Insurance Scheme

An amount of Rs. 44,54,271/- was disbursed to the retired employees and dependants of deceased employees under the Group Savings Linked Insurance Scheme of LIC of India.

5. Exgratia Relief from the Welfare Fund

A sum of Rs.2,00,000/- was disbursed from the Welfare Fund as aid to meet the funeral expenses of deceased Port employees.

6. Scholarships

Merit Scholarships were distributed to the children of the Port employees studying in various grades ranging from Secondary School level to Post Graduate Course including Medical, Engineering and Technology. Amounts of Scholarships ranged from Rs. 1000 to 3500 per annum with duration of 2 to 5 years.

7. Children's Education Allowances

Children's Educational Allowances and reimbursement of tuition fees at a maximum of Rs.27,000/- each child, limited to two children of Port employees, were granted upto Higher Secondary classes as per the Government rules and envisaged in the current Wage revision settlement.

8. Co-operative Society

Cochin Port Employee's Co-operative Society registered under the Kerala Cooperative Societies Act, 1969 is functioning in Cochin Port Authority with full patronage of Port employees. It promotes the welfare of Port employees by providing loans to the employees and receiving their deposits.

The Society also distributes educational awards and scholarships among the children of employees. Society also introduced Risk Fund scheme followed by the Government of Kerala to protect the family from

future liability after the death of employee. This Society with a Class I Super Grade is considered as one of the finest Employees Society in the state of Kerala.

9. Sir Robert Bristow Memorial Mutual Benefit Fund

Sir Robert Bristow Memorial Mutual Benefit Fund, a charitable institution established in the year 1956 and registered under Travancore-Cochin Literary Scientific and Charitable Societies Registration Act of 1955 is functioning in Cochin Port. The Fund extends Scholarships to the children of members and death relief for the members and their family. Financial aids are being given for the treatment of deadly deceases such as Cancer, Heart Bye Pass Surgery, Kidney dialysis, Stroke etc for Bristow Fund members & Staff as well as other employees working under Cochin Port Authority.

10. Canteen

The Canteen and Cafeteria are run by respective Canteen Management Committee

11. Schools

a. Sisu Vihar Nursery School

A Nursery School, 'Sisu Vihar', run by the Women's Club of Willington Island is functioning at North End, for which required infrastructures are provided by Cochin Port Authority.

b. Sir Robert Bristow Primary & Secondary School

Land & Buildings have been provided free of cost to the Kerala State Government for running the Primary & Secondary School. 10,000 Gallon fresh water is granted to the schools every month free of charge.

c. Kendriya Vidyalaya

A Kendriya Vidyalaya is functioning within the port area in Willington Island. Land, Building & Furniture have been provided by the Port.

12. Sports and Games

Cochin Port hosted the All India Major Ports Volleyball & Beach Volleyball Championships from 8th to 10th April 2025 in a befitting manner. About 120 players from 9 Major Ports participated in the Championship held at Cochin Port Authority. Cochin Port team

emerged Champions in Volleyball by defeating VOC Port, Tuticorin in the finals. The Beach Volleyball team comprising Shri Paul Joseph and Shri Fazil also won the championship defeating Paradip Port in the finals.

In the All India Major Ports Shuttle Badminton Championship held at Mormugao Port from 2nd to 4th Feb. 2025, Smt. M.G.Bindu, Nursing Sister partnering with Smt. Vasantha Kasiviswanathan, W/O Shri Kasiviswanathan, IRSME, Chairperson won third place in Women Doubles and in Women Doubles (45+) categories. Smt.M.G.Bindu also won Silver Medal in Mixed Double partnering with Shri Jerry M John, Sports Trainee.

In the All India Major Ports Cultural Meet held at Paradip Port during 12th to 15th Dec. 2024, our team

won 3rd place in Classical Music by Shri C.A. Babu, G.P Worker.

Shri Eldo Paul, Fireman (LRP) was the Goal Keeping Coach of the Kerala Men Football Team, which won Gold medal in the National Games, 2025 held at Uttarakhand.

Shri Joy T. Antony, Manager was the Coach of the Senior Indian National team for the Bendigo Open and Sydney Open International tournament held at Australia during Oct. 2024. He was also selected as the Coach of the Indian Team (Senior Men and Women) in the German Open Super 300, held at Germany during Feb./March 2025, wherein Indian team Secured medals. Shri Joy T Antony was also the Coach of the Kerala team for National Games, 2025 held at Uttarakhand.

13. Housing

Category of Employees	Type of Quarters (Numbers)								Total Allotment
	I	II	III	IV	V	VI	VII	Un Classified	
Class I	Nil	Nil	Nil	1	4	1	2	1	9
Class II	Nil	1	4	2	13	Nil	Nil	Nil	20
Class III	Nil	15	41	10	1	Nil	Nil	Nil	67
Class IV & Shore Labour	4	31	3	1	Nil	Nil	Nil	Nil	39
Other Allot.	72	133	44	16	5	1	1	Nil	272
Vacant & Damaged	36	12	24	6	2	6	2	Nil	88
Gross Total Of Qrts.	112	192	116	36	25	8	5	1	495

14. Security

The CISF unit in Cochin Port has an authorized strength of 171 personnel and is headed by a Deputy Commandant. The CISF is responsible for the security and protection of all vital installations including OTB, COT, Ernakulam Wharf, BTP, Mattanchery Wharf, and LNG. Security is provided through static duty posts, boat patrolling and QRT. The QRT is deployed with specially trained personnel in a dedicated vehicle, equipped with sophisticated weapons, bulletproof jackets and wireless sets operating round the clock in the Willington area to respond to any eventuality.

Boat patrolling is conducted round the clock by specially trained marine trained personnel equipped with weapons, wireless sets and marine jackets in the Ernakulam and Mattanchery channels. Security checks are conducted while entering and exiting the wharf area. CCTV surveillance is available in the port area with 34 cameras monitored by the CISF control room round the clock. Communication is maintained through intercom and walkie-talkies. QR code systems for entry and exit are installed at Ernakulam Wharf by the CoPA management. Special security arrangements for cruise ship operations are managed by the CISF within the current posted

strength, although this is a non-surveyed duty post. A dedicated team from the crime and intelligence wing is deputed for the collection, analysis and dissemination of advance intelligence on crime and trade union activities.

15. Medical Facilities

- I Cochin Port Authority Hospital (earlier Port trust) had a capacity of 110 beds till 31-12-2021 and the number of beds reduced to 50 with effect from 01-01-2022. The hospital is controlled and managed by the Chief Medical Officer i/c with the assistance of 3 Sr. Medical Officers (GD), 3 Medical Officers and 2 contract Medical Officer. Statutory power of Chief Medical Officer is entrusted with Secretary.

The specialty management is being carried out with help of 22 various part time visiting Specialists, (including Ayurvedha Consultant) & 6 Super Specialists. But for majority specialty management the patients are being referred to empanelled hospitals by port doctors. The referred patients are eligible for reimbursement as per CGHS rate at credit basis. The beneficiaries of medical treatment in port hospital are the Port employees and dependents including DLD employees and their families, CISF personnel and their dependents, Pensioners and

their spouses, FACT employees posted in W/Island, Cochin Shipyard Ltd Employees who are deputed from Cochin Port and their dependents, Pensioners and dependants of other Ports employees settled at Cochin (on payment basis) etc. Emergency treatment at Casualty round the clock is available for public on payment. First aid treatment at casualty is being provided free to all contract staff of Cochin Port, to school children in Willingdon Island and those public who have difficulty to pay the op charge.

II Reception and OP Department

OP department is functioning on all working days from 8.00 AM to 4 PM and attendance marking by digital punching system. The token for OP consultation issued from Reception separately for Medical Officers and Visiting Consultants.

22 Part Time visiting Specialists conduct their OP on working days at fixed timings.

III Casualty & IP Wards

Twenty four hour casualty is functioning at Cochin Port Authority Hospital. There are separate Male & Female IP wards including Medical, Surgical, and also Officers Ward with 4 AC Rooms exclusively for officers and their families. There is also New block ward with 10 double rooms (total 20 beds).

IV ICU

The ICU of this hospital is provided with 7 beds with Cardiac monitors, defibrillators and centralized Oxygen supply and Centralized suction system. Cardiac Monitors are being provided in ICU & Operation Theatre. But as port hospital has no full time specialists, serious patients are referred to higher centers after consulting part time specialists.

A separate Officers ward is available with 4 AC Rooms exclusively for Officers and their families. We have a Operation theatre marked as major Operation theatre and minor theatre. Surgeries including General surgery, Eye, ENT & Gynecology surgeries can be done.

V Other Special tests

Pulmonary Function Tests, Audiometry screening and Titmus vision test are also done whenever necessary. Dock safety medical checkup is being carried out by one Sr.MO (GD) and one MO who are qualified in AFIH (Associate fellowship in Industrial Health).

VI CoPAH conducted Awareness Medical classes on various diseases ,HbA1C camp for diabetes and blood donation camp connected with IMA at several times. Breast Cancer awareness and screening test, Awareness class on "T.B.Mukt Bharat Abhiyam" are being conducted in Cochin Port Authority Hospital.

VII In Gynecology and Family welfare section, one part time Gynecologist is appointed and minor

procedures are being done and other cases are being referred as per her advice.

VIII Total Outpatients

Outpatients attended in this hospital during the year 2024-25 is 44,266

IX Average Inpatient occupancy

Average Inpatient occupancy during the year 2024-25 is 4

X The First Aid post located at CFS is fully functional.

Ambulance service is available for the hospital, and is attached to Fire service under Deputy Conservator. Hired ambulance is made available whenever there is an emergency.

XI A well-equipped Automated Lab and X-Ray departments are functioning during OP hours on all working days. Various types of biochemical investigations are done with the "Dry technology" analyzer for both IP & OP patients.

Cochin Port Authority Hospital has the latest Hi frequency X-ray machine and CR system in the hospital along with a mobile Xray unit. In order to reduce the cost of X-ray films, X-ray images are being sent to all doctors OPD, Wards, and Casualty through Computer mail delivery system, thereby reducing the cost of X-ray films.

XII Kitchen and Diet Section is functioning on all days.

Biogas plant attached to kitchen is functioning well, thereby reducing the cost of Cooking gas.

XIII Pharmacy is functioning on all working days from 8am to 5 pm

XIV Bio Medical Waste Management Bio Medical Waste Management of Solid waste is by 'Image' of Indian Medical Association and Liquid Waste by Effluent Treatment Plant are being done as per the guidelines of Kerala State Pollution Control Board and certified by KSPCB.

XV Bio Medical Equipment Calibration is done for all equipments in the hospital on annual basis.

XVI School of Nursing started in the year 2000 with an intake of 20 students every year. From 12-05-2010 onwards, it is functioning under Cochin Port Trust Educational Society which is registered under Travancore-Cochin Literary Scientific and Charitable Society. The society consists of Chairperson of Cochin Port as Chairman, Governing Body, Dy.Chairman of Cochin Port as Dy.Chairman of Governing Body, Chief Medical Officer, Cochin Port as Convener of Governing Body, Secretary and all other HoDs of Cochin Port and the Principal, School of Nursing as Governing Body members.

It functions as a self financing institution under the guidance of Chief Medical Officer and one M.O.

in charge with staff strength of One Principal, One Vice principal and 4 Tutors. At present there are three batches with 60 students undergoing the General Nursing and Midwifery course, with Hostel accommodation.

XVII(a) The following centers continue to be empanelled with CoPAH at CGHS rates.

1. M/s.Devi Scans and Laboratories for Biochemical/Micro Biological/ Serological tests which are not done at CoPAH.
2. M/s. Tide water for MRI /CT scan
3. M/s. Primedical Diagnostics for Ultrasound scan

(b) M.O.U with Krishna Hospital was renewed in Orthopaedics Surgery, Oncology and Urology at CGHS rates.

(c) Saraf Hospital Ernakulam is empanelled in department of Gastroenterology both Medical and Surgical at CGHS rates.

(d) Lakshmi Hospital Ernakulam continue the empanelment in the Department of Cardiology at CGHS Rates.

(e) 22 Part time Specialists services are being continued in various specialties at CoPTH.

(f) Ultrasound Scanning machine still is made available on rental basis.

(g) Medicines are being issued for 3 months at request from patients/ relatives of chronic stable diseases, and for 6 months to those who are travelling abroad.

(h) One Pulse Polio immunization camp was conducted in Port Hospital.

(i) Strict discipline has been observed in expenses

(j) Redeployment of Regular Staff :

Five Matrons	- Working as Nursing Sisters/ Matron
One Ward Attendant	- doing the work of Steno
One Head Dresser	- doing the work of Clerk in the Office
One Head Dresser	- doing the work in the Reception
One Head Dresser	- Posted at Specialist OP
Two Head dresser	- IP/OP Dresser
Five Head Dressers	- doing the work of Attender/ N. Orderly
One Nursing Orderly	- Working as Ward Attendant

Other works have been arranged by contract GP Workers.

DETAILS OF MEDICAL TREATMENT GIVEN DURING THE YEAR-2024-25

I. Outpatient Department	
a) Port Employees and their families	12,137
b) Pensioners	26,314
c) CISF	2321
d) OTHERS	1029
e) CSL	528
f) FACT	31
g) Contract	874
h) Other Port	187
Students	843
Trainee	2
Total	44,266
II Average Inpatients	4
III No. of patients admitted	240

IV Maternity cases and child welfare.	
a) No. of delivery cases	Nil
b) LSCS	Nil
c) Antenatal	4
d) Revisit	4
e) Postnatal	Nil

V. <u>Operation.</u>	
a) Major	11
b) Minor	251

VI <u>Cases treated by Visiting Specialists.</u>	
a) Nephrology	118
b) ENT	467
c) Ophthalmology	1100
d) Dentistry	292
e) Pediatrics	101
f) Dermatology	128
g) Psychiatry	120
h) Radiology.(Sonologist)	290
i) Physician	547

j) Orthopedics	147
k) Cardiology	453
l) Neurology	254
m) Urology	Nil
n) Surgery	151
o) Pulmonology	100
p) Endocrinology	220
q) Cataract surgery done	Nil
r) Medical Oncology	21
s) Gastroenterology	243
t) Gynaecology	330
VII. No. of Lab Tests done during the year.	66,059
VIII. Radiography.	
No. of X-rays taken	2579
No. of films used	211
E.C.G	1090
U.S. Scan	290

16. Hospital/ Medical Reimbursement

In addition to the Medical facilities provided through the Cochin Port Hospital, an amount of **Rs.71,98,374/-** was reimbursed during the year 2024-25 towards medical facilities availed in referred hospitals, investigations done outside, medicines purchased from outside. Amount paid for reimbursement of medicines purchased from outside by Pensioners during the year 2024-25 is **Rs.1,43,663/-**

17. Grievance Redressal

As per Ministry's directive, Public Grievance Redressal Machinery was constituted in Cochin Port Authority in 1991. The Secretary is the Director of Public Grievances. The Deputy Heads of each Department is acting as Grievance Officer to attend the Public Grievances received by that department. Complaints/suggestion boxes have been kept in prominent places in each department to receive the grievances/complaints. Cochin Port regularly checks the grievances submitted online by employees/general public in the Govt. of India website of Central Public Grievance Redressal and Monitoring System (CPGRAMS) and the grievances are disposed off in a time bound manner. A direct link to CPGRAMS website (pgportal.gov.in) has been provided in the website of Cochin Port for online submission of grievances (www.cochinport.gov.in). Employees can submit their grievances with concerned Officer/ Divisional Officer for redressal. In the event of non redressal of grievances, the employees can take up the matter with concerned Head of Department failing

which again at the level of Dy.Chairperson. Employees resort to this by way of personal appearance or through written submissions. Aggrieved employees can also personally meet the Chairperson with their grievances as Chairperson has earmarked public time once in a week for receiving grievances and such grievances are examined on priority and replied to the concerned employees.

18. Citizens'/ Clients' Charter

A Citizens'/Clients' Charter (CCC) is the expression of an understanding between citizens/clients and the provider of a public service with respect to the quantity and quality of services the former receive in exchange for their taxes/tariffs. It is essentially about the rights of the public and the obligations of the public servants. Clients also have certain obligations to be fulfilled, for the successful implementation of such a charter.

The Citizens'/Clients' Charter of Cochin Port Authority has been formulated as per the Result Framework Management System of Cabinet Secretariat. A Taskforce (consisting of Port Officials and representatives of stake holders) constituted for formulating and reviewing the Clients Citizens Charter, meets on quarterly basis and views the Citizen Charter for periodical modifications if any. The Citizens'/Clients' Charter is hosted in the website of Cochin Port Authority and made available in all Departments.

19. Group Gratuity Scheme

An amount of Rs. 25,000/- was received from LIC of India during the year 2024-25 under the Group Gratuity Scheme.

20. Transport facilities

The staff posted at Cochin Oil Terminal are provided with free Transport facilities by launch from shore to terminal and back.

21. Internal Complaints Committee

The Complaint committee (Women Cell) was formed in the year 2004 in compliance with the directions of the Hon'ble Supreme Court of India for prevention of sexual harassment of women in workplace and redressal of the complaints of the victims. After the enactment of the Sexual Harassment of Women at Work place (Prevention, Prohibition and Redressal) Act, 2013 the Complaints Committee was reconstituted as Internal Complaints Committee. The Internal Complaints Committee held three meeting during the year 2024-25.

22. Other Labour Welfare activities

Seven Dependants of deceased Port employees submitted their application for considering job on compassionate ground during 2024-25.

23. Additional Welfare Facilities provided for Dock Labour Division Employees.

a) Financial help for the marriage of children of employees.

Employees of Dock labour Division are being granted a gift of Rs.500/- for the marriage of one of their children in the service period. Amount paid in 2024-25 Nil.

b) Financial Assistance for purchasing spectacles.

A sum of Rs.100/- or the actual cost of spectacles whichever is less is being paid to employees / workers for the purchase of spectacles once in 5 years. Amount paid in 2024-25 Nil.

c) A gift of Rs.1000/- in lieu of memento at the time of retirement.

Amount paid during the year under report is Rs.5,000/-

d) Scholarship Award and prizes to the children of employees.

Scholarship Awards are granted to the children of the employees studying in standard V and upto Post Graduate / professional courses on merit basis. Amount paid during the year under report is: Nil

Number of Hostel allotted in 2024-25 – Nil

24. DIVYANGJAN EMPLOYEES

Cochin Port has been following the Persons with Disabilities (Equal Opportunities, Protection of Rights

and Full Participation) Act, 1995, and Government of India orders regarding persons with disabilities. After the enactment of the Rights of Persons with Disabilities Act, 2016, Cochin Port continues to adhere to the provisions of the Act, ensuring that persons with disabilities receive the benefits provided under it.

In accordance with Clause 15.2 of the Wage Revision Settlements dated 27-09-2024, Cochin Port is paying Transport Reimbursement to employees with disabilities (Class III & IV) at double the normal rate. An amount of Rs. 1,94,414.00 has been paid during the period 2024-25.

25. CSR fund of Cochin Port

As per the CSR guidelines issued by the Ministry of Ports Shipping & Waterways, an amount of Rs. 1,23,08,648/- (which include Rs.56,53,872.33/- 3 % of the net profit of Rs.18,84,62,411/-for the year 2023-24 and Rs. 66,54,775.84 carried forward from the year 2023-24) has been earmarked as the CSR Fund of Cochin Port, during 2024-25.

During 2024-25, the following activities have been undertaken by Cochin Port under CSR activities.

Sl. No	CSR contribution of CoPA for 2024-25	Amount (in Rs.)
01	Contribution to Sainik Kalayan Board at the district level	5,83,985.06
02	Contribution to National Maritime Heritage Complex, Lothal, Gujarat (NMHC)	6,83,985.06
03	Contribution to National Youth Development Fund (NYDF)	6,83,985.06
04	Contribution to Armed Forces Flag Day Fund	1,00,000.00
05	Contribution to Chief Minister's Disaster Relief Fund for Relief to Wayanad land-slide calamity victims.	34,71,158.00
06	Contribution for Dog Sterilization drive in Willingdon Island & inserts RFID tags. Proposal from Indian Navy. Total cost Rs. 10,60,000/- in each phase Rs. 5,30,000/-targeting 200 dogs.	5,30,000.00
07	Fixing upper part of dinning desk which inmates (140 destitute) having food, with stainless steel top. Proposal from the Superintendent, Palluruthy Relief Centre, Kochi Municipal Corporation.	2,28,000.00
08	Purchasing essential equipment's for Govt. Old age Home. Proposal from the Superintendent, Govt. Old age, Thevara, Ernakulam, Government of Kerala. Total inmates 45 (24 males and 21 females).	5,00,000.00
09	Maintenance of landscaped area, sweeping & cleaning of CoPT Avenue Walk-way for 06 months.	9,88,000.00
10	Honey processing & packing unit exclusively for the benefits of Tribal community at Anappantham Tribal settlement, Vellikulanagra forest range, Chalakudy Forest. Proposal from Sri. M. Venkiteswharan, IFS, Chief Executive Officer, Forest Divisional Agency, Chalakudy. Division	10,00,000.00

As on 01-04-2025, Cochin Port has an accumulated balance of CSR Fund is Rs. 32,93,361.86 after reserving 2% of the fund for monitoring activities.



VIII GENERAL ACTIVITIES

MILESTONES / ACHIEVEMENTS

Cochin Port performed commendably in 2024-25 by realising the total throughput of 37.75 MMT with a growth of 3.94% over the throughput in 2023-24. POL volume registered 23.56 MMT and Container volume, 8.35 Lakh TEUs in 2024-25, growing respectively by 2.20% and 10.66% over their corresponding volumes in 2023-24. Cochin Port successfully facilitated the backloading of 20238 MT of LNG at the PLL Terminal, marking a significant new business opportunity.

J. SWACHH BHARAT CAMPAIGN

Special cleanliness drive has been carried out in work places, office buildings and premises, jetties/Wharves and selected roads in the Port area. Weeded out the old files and papers from all Departments.

The thirty nine point programme and monthly Action Plan are forwarded to the Ministry of Shipping to create an immediate impact in the short-term was also carried out as per schedule.

C. IMPORTANT EVENTS

02.04.2024	BPCL Visit
05.04.2024	Chief Guest for 61st National Maritime Day Celebrations at MNC, Kochi
08.04.2024	Appointment with Dr. Divya S Iyer IAS, MD, Vizhinjam International Seaport Ltd(VISL).
08.04.2024	Appointment with Shri. K.S. Srinivas IAS, Government Principal Secretary, Director of Fisheries
08.04.2024	Joint Coastal Security Review Meeting co-chaired by Chief Secretary, GoK and Commanding-in-chief, SNC in the Committee Room of Chief Secretary, GoK
08.04.2024	Appointment with Chief Secretary, GoK
10.04.2024	Bristow School Visit
11.04.2024	Appointment with Vice Admiral, SNC at Naval Base
12.04.2024	Visit to V.O. Chidambarnar Port Authority
14.04.2024	Chief Guest for Ambedkar Jayanthi Celebration
08.05.2024	Consul General of France in Pondicherry and Chennai Ms. Lise Talbot Barré
03.06.2024	Visit to Kamarajar Port
05.06.2024	Planting of Tree Saplings at CoPA Walkway
07.06.2024	Attended Workshop on "Pathway for a successful Green Hydrogen Pilot at Cochin Port" org. by IPA at Grand Hyatt, Kochi
21.06.2024	Observance of 10th International Day of Yoga
24.06.2024	Attended Meeting called by Administrator, Lakshadweep at Hotel Marriot
29.06.2024	India Forward talk organised by Cochin Chamber of Commerce & Industry at Banquet Hall of Hotel Radisson Blu, Cochin
03.07.2024	Meeting with officials of IIT and NTCPC at Chennai
03.07.2024	15th Edition of South East CEO Conclave & Awards at Chennai
04.07.2024	Meeting with Shri Gopal Krishna, CSC Chairman at Chennai
11.07.2024	Meeting with JM Baxi at Mumbai
11.07.2024	Meeting with JSW at Mumbai
12.07.2024	Attended welcoming of the first mother ship at Vizhinjam International Seaport

18.07.2024	Meeting with Hon'ble Minister of PSW the office of the Hon'ble Minister in New Delhi to discuss issues related to port and shipping in Lakshadweep.
19.07.2024	Attended 205th Meeting of IPA Governing Body at Madurai
25.07.2024	Attended Pollachi Coir Customer meeting at ICTT Vallarpadam
07.08.2024	Single Gateway Recruitment in Organizations under MoPSW – NAVIC & ViBhas HR – In-person Meeting at Chennai Port Authority
10.08.2024	Invited to inaugurate the Education Award Ceremony of Kerala Merchants' Chamber of Commerce (KMCC) at YMCA International House, Chittoor Road,, Kochi
12.08.2024	Appointment with Hon'ble Minister of Railways at Delhi
15.08.2024	Independence Day flag hoisting at Administrative Building lawn
16.08.2024	Attended VC - Formal launch of SOP for Green Tug Transition Programme by Hon'ble Minister of PSW
27.08.2024	Attended meeting with Committee on Petitions to Kochi, Chennai & Visakhapatnam at Lulu Marriot, Kochi
30.08.2024	VC - Vadhavan Port Foundation Stone Laying Program by Hon'ble Prime Minister
01.09.2024	Attended Inauguration of Aero Lounge at CIAL
04.09.2024	Meeting with Chief Secretary, GoK at Secretariat, Thiruvananthapuram
04.09.2024	Meeting with Industrial Minister, Shri P Rajeev at Thiruvananthapuram
04.09.2024	Meeting with Principal Secretary (Fisheries), Shri K. Srinivas at Thiruvananthapuram
12.09.2024 & 13.09.2024	20th meeting of Maritime States Development Council (MSDC) at Goa under the Chairmanship of Hon'ble Minister of Ports, Shipping and Waterways
16.09.2024	Inauguration of Tuticorin International Container Terminal & various other Port Projects by Shri. Sarbananda Sonowal, Hon'ble Union Minister for PSW
21.09.2024	Visited MPEDA Vallarpadam Hatchery
23.09.2024	VC – Attended Pledge taking Ceremony on Swachhta Hi Sewa, 2024 by Secretary (PSW)
27.09.2024	9th Meeting for finalization of BWNC Meeting at Mumbai Port Authority
27.09.2024	Joint hearing of CSC in the commercial dispute between CoPA and Afcons at JNPA Board Room, Mumbai
27.09.2024	Special General Meeting of IPA Governing Body at Mumbai Port Authority
27.09.2024	Farewell function to honor Shri Rajiv Jalota, Chairman, Mumbai Port Authority & IPA at The Taj Mahal Palace, Mumbai
30.09.2024	Swachhta Hi Seva Program at Bristow School
30.09.2024	Swachhta Hi Seva Program - Walkway cleaning and Tree planting by Commissioner of Customs and Chairperson
01.10.2024	Inauguration of New Fire Tender at BTP
18.10.2024	Attended meeting of the Parliamentary Committee on the Welfare of scheduled Castes and Scheduled Tribes at Marriot, Kochi
19.10.2024	Mumbai Port Visit
23.10.2024	BPCL-Cochin Port trust Business Meet at BPCL Marine Drive club Auditorium
28.10.2024	Inaugural function and Administering Integrity Pledge - Vigilance Awareness Wee
01.11.2024	Meeting with Mr. Walter Ferrara, The Consulate General of Italy in Mumbai
26.11.2024	Constitution Day - Reading of Preamble


28.11.2024	Inaugural session of National Level Maritime Search and Rescue Exercise (SAR-EX-24) at Hotel Crowne Plaza, Kochi
02.12.2024	Kerala Maritime Education Conference 2024 at Bolgatty Palace and Island Resort, Cochin
09.12.2024	Handing over of CSR fund DD to Forest Officials
11.12.2024 & 12.12.2024	India Maritime Heritage Conclave 2024 at Yashobhoomi - IICC, Dwaraka, Delhi
12.12.2024	Appointment with Shri Mohammed Azhar Shams, Director (Domestic) CONCOR at Delhi
19.12.2024	Chief Guest for K V Port Annual Day Celebration
20.12.2024	Special Address on '3rd National Railway & Mobility Infrastructure Summit' organised by KMRL at Kochi Marriott Hotel, Kerala
20.01.2025	Attended meeting of the Standing Committee on Labour, Textiles and Skill Development to Mumbai, Kochi and Bengaluru
28.01.2025	Appointment with Sri. Manish Thaplyal, DRM at Trivandrum
28.01.2025	Appointment with Sri. T.K.Jose IAS(Rtd), Chairman, KSERC at Thiruvananthapuram
28.01.2025	Appointment with Sri. K S Srinivas IAS Prin. Secy. Fisheries GoK at Thiruvananthapuram
05.02.2025	Appointment with Shri. Deepak Tewari, MD, MSC Agency (India) Pvt. Ltd at Mumbai
21.02.2025	Inaugural function of the Invest Kerala Global Summit 2025 at the Lulu Bolgatty International Convention centre, Grand Hyatt, Kochi Bolgatty.
06.03.2025	'Chintan Shivir' under the Chairmanship of Hon'ble Minister for Ports, Shipping & Waterways at Srinagar (J&K)
07.03.2025	'Chintan Shivir' under the Chairmanship of Hon'ble Minister for Ports, Shipping & Waterways at Srinagar (J&K)
13.03.2025	Attended meeting with Deputy Consul General of the Netherlands
26.03.2025	7th Workshop on Dock Safety and Hazardous Chemicals
26.03.2025	Attended Inauguration of New North Jetty
27.03.2025	Workshop on Revamped Sagarmathan Portal org. by Chairperson, CoPA at IPA, Delhi





PART 2

STATISTICAL APPENDICE



INDEX

Statements

Page No.

1	Topography Of Port	59
2	Berth Particulars	60
3	Floating Crafts	61
4	Cargo Handling Equipments	62
5	Storage Facilities	63
6	Commoditywise & Categorywise Cargo Traffic Handled	64
7	Flag Wise Distribution Of Traffic	66
8	Origin & Destination - Wise Overseas Traffic Handled	68
9	Commodity Wise Traffic Handled	71
10	Commodity Wise Loaded Cargo Received By Different Modes Of Transport	74
11	Commodity Wise Unloaded Cargo Despatched By Different Modes Of Transport	75
12	Commodity Wise & Category Wise Transit Traffic Of Other Countries Cargo	76
13	Number And Type Of Container Handled	78
14	Container Cargo And Tare Weight Of Containers Handled	79
15	Inland (Landward) Container Movement- Outgoing From Port After Unloading From Ship	80
16	Inland (Landward) Container Movement- Incoming To The Port For Loading On To The Ship	81
17	Performance Of Major Port	82
18	Performance Of Major Port	83
19	Distribution Of Pre-Berthing Waiting Time	84

INDEX

Statements

Page No.

20	Distribution Of Non-Working Time At Working Berth	85
21	Commodity-Wise Performance Indicators	87
22	Commodity-Wise Performance Indicators	88
23	Berth Occupancy	89
24	Availability Of Cargo Handling Equipments	90
25	Shore Labour Productivity	91
26	Dock Labour Productivity	92
27	Availability & Utilization Of Equipments (Other Than Container Handling)	93
28	Availability & Utilization Of Container Handling Equipment	94
29	Performance Of Container Handling Equipment	95
30	Performance Of Dredger	96
31	Number, Type And Size Of Ships Sailed	97
32	Passenger Traffic At Major Port	98
33	Accidents At Major Port	99
34	Employment At Major Port	100
35	Income & Expenditure Of Major Port	101
36	Application Of Funds & Other Financial Statistics	102
37	Operating Expenditure By Head Of Expenditure	103
38	Financial Data Of Private Terminal Operator	104
39	Financial Indicators	105
40	Capital Expenditure On Plan And Non-Plan Schemes	106

STATEMENT- 1
TOPOGRAPHY OF PORT

Port:COCHIN PORT AUTHORITY

Year: 2024-25 (As on March 2025)

Location		Entrance Channel			Turning Circle		Type of Dock/Port
Latitude	Longitude	Length (km.)	Minimum Depth (mtrs.)	Minimum Width (mtrs.)	No.	Diameter	
1	2	3	4	5	6	7	8
09-58.2N	076-15.5E	16	15.95	260	2	500 mtr/ 670 mtr	Riverine

STATEMENT- 2 BERTH PARTICULARS

Port:COCHIN PORT AUTHORITY

Year:2024-25 (As on March 2025)

S.No.	Berth Name, No.	Type of Berth	Designed/ depth (mtrs.)	Permissible draft (mtrs.)	Quay length (mtrs.)	Remarks
1	2	3	4	5	6	7
1	Q.1	General Cargo	9.75	9.14	188	
2	Q.2	General Cargo	9.75	9.14	228	
3	Q.3	General Cargo				
4	Q.4	POL Products	9.75	9.14	251	
5	Q.5	General Cargo	10.5	10	503	
6	Q.6	General Cargo				
7	Q.7	General Cargo	11	10.5		
8	Q.8	General Cargo	13.5	11	414	
9	Q.9	General Cargo				
10	Q.10	Fertilizer & Raw Meterial	11.5	10.7	278	
11	BTP	Multi purpose/ Cruise	10.5	10	270	
12	COT	Crude/ Products	13.2	12.5	430	
13	NCB	General Cargo	9.75	9.14	209	
14	NTB	POL Products	9.75	9.14	298	
15	SCB	Liquid Cargo	9.75	9.14	192	
16	STB	POL Products	9.75	9.14	266	
17	SPM	Crude Oil	NA	22.5	NA	
18	UTL	Passenger	6	5.3	300	
19	ICTT- V2	Container	15.95	14.5	600	
20	ICTT- V3	Container				
21	LNG	LNG	13.5	12.5	376.5	
22	MULT	LPG	14.5	13	290	

Note: Any specific information on size of vessel in terms of LOA or DWT may be indicated in remarks column.

STATEMENT- 3 FLOATING CRAFTS

Port: COCHIN PORT AUTHORITY

Year: 2024-25 (As on March 2025)

S.No.	Type of Craft	Owned by Port		Hired by Port		Remarks
		No.	Rated Capacity	No.	Rated Capacity	
1	2	3	4	5	6	7
1	Dredgers					
	i) GHD Nehru Shatabdi	1	1500 C.M			
2	Tugs					
	i) Tug Vallarpadom	1	45 T BP	3	60 T B P	Ocean Elite
						Ocean Pioneer
	ii) Tug Vypeen	1	45 T BP			Ocean Enterprise
3	Launches					
	i) General purpose Launches					
	ii) Survey Launches					
	iii) Mooring Launches	5	109 BHP - 3 Nos., 130 BHP - 2 Nos..			
	iv) Pilot Launches	1	325BHPx2 - 1 No	1	400 BHPx2 - 1 No.	Deepam 3
4	Barges					
5	Floating Cranes					
	i) M V Venad	1	10 T			
6	Others					
	i) Harbour Patrol Boat	1	140 HP	1	15 Persons	Pollution Control Boat
	ii) Speed Boat	2	40 HP - 1 No. & 2x150 HP - 1 No.	1	15 Persons	CISF Harbour Patrol Boat
				1	24 Persons	Tanker Terminal Crew Change Boat

Note: All equipments of major ports including those of Private Terminal operators needs to be included.

STATEMENT- 4 CARGO HANDLING EQUIPMENTS

Port: COCHIN PORT AUTHORITY

Year: 2024-25 (As on March 2025)

S. No.	Type of Equipment	Owned by Port		Hired by Port		Remarks
		Number	Rated Capacity (Tonnes)	Number	Rated Capacity (Tonnes)	
1	2	3	4	5	6	7
1	Wharf Cranes	Nil	Nil	Nil		
	(a) ELL	Nil	Nil	Nil		
	(b) Harbour Mobile Crane	1	40 Tonne	Nil		
2	Mobile Cranes	Nil	Nil	Nil		
3	Fork Lift Trucks	6 Nos	5 Nos.of 3T capacity & 1 No. of 5T capacity	Nil		
4	Pay Loaders	Nil	Nil	Nil		
5	Tractor	Nil	Nil	Nil		
6	Transfer Cranes	Nil	Nil	Nil		
7	Top Lift Trucks	Nil	Nil	Nil		
8	Gantry Cranes	Nil	Nil	Nil		
	a) Yard Gantry Cranes	Nil	Nil	Nil		
	b) Rail Mounted Gantry Cranes	Nil	Nil	Nil		
	c) Rubber Tyred Gantry Cranes	Nil	Nil	Nil		
9	Reach Stackers	1 No.	45 Tonne	Nil		
10	Locomotives	Nil	Nil	Nil		
11	Trailers	Nil	Nil	Nil		
12	Specialised Mechanical Cargo Handling Equipment	Nil	Nil	Nil		
13	Marine Loading Arms for handling liquid cargo	Nil	Nil	Nil		
14	Others	Nil	Nil	Nil		

Note: All equipments at port may be described.

[All equipments on major ports will include equipments of Private Terminal operators.]

STATEMENT- 5 STORAGE FACILITIES

Port: COCHIN PORT AUTHORITY

Year: 2024-25 (As on March 2025)

Type	Dry Storage Accommodation			Liquid Storage Tanks			Container				
	Number	Area (Sq. Mtrs.)	Location [inside Port/ Outside Port]	Number	Location [inside Port/ Outside Port]	Capacity (KLs / Tonnes)	Type of Cargo	Number	Location [inside Port/ Outside Port]	Capacity/ Area (TEUs)	Remarks
A) Port Owned											
a)Covered											
i) Transit sheds/Overflow sheds	8	24914	Inside Port								
ii)Ware Houses	5 (110)	14755 (35265)	Inside (Outside) Port								
iii)Container Freight Station	1	10000	Inside Port								
b)Open	1 (2)	104225 (47000)	Inside (Outside) Port								
c)Container Yard								1	Inside Port	20000 (462 TEUs)	
d)Reefer Points (No.)								4	Inside Port		
e)Liquid Storage, Tank, Farms etc.											
B) Others (Private/users agencies)											
a)Covered											
i) Transit sheds/Overflow sheds											
ii)Ware Houses	74	34093	Outside Port								
iii)Container Freight Station								3	Outside Port		
b)Open									Outside Port	67900 (Sq.m)	
c)Container Yard									Outside Port	10900 (Sq.m)	
d)Reefer Points (No.)								486			
e)Liquid Storage, Tank Farms etc.				12	Outside Port	611708	Liquid Cargo				

STATEMENT- 6

COMMODITYWISE & CATEGORYWISE CARGO TRAFFIC HANDLED

Port: COCHIN PORT AUTHORITY

Year: 2024-25 (As on March 2025)

S.N.	Commodity	Overseas			Coastal			Grand
		Unloaded	Loaded	Total	Unloaded	Loaded	Total	Total
1	2	3	4	5	6	7	8	9
A	LIQUID BULK							
1	POL- Crude	17256.11	0	17256.11	0	0	0	17256.11
2	POL-Products	526.77	382.53	909.30	1206.57	4186.21	5392.78	6302.08
3	LNG	1067.24	20.24	1087.48	0	0	0	1087.48
4	Edible Oil	24.74	0	24.74	0	0	0	24.74
5	FRM-Liquid	133.33	0	133.33	109.61	0	109.61	242.94
6	Others	176.97	0	176.97	5.31	1.44	6.75	183.72
B	DRY BULK							
1	Iron Ore (All)							
	(a) Pellets	0	0	0	0	0	0	0
	(b) Fine	0	0	0	0	0	0	0
2	Other Ores	0	0	0	0	0	0	0
3	Thermal Coal	0	0	0	0	0	0	0
4	Coking Coal	0	0	0	0	0	0	0
5	Other Coal	0	0	0	0	0	0	0
6	Fertilizer	0	0	0	0	0	0	0
7	FRM-Dry	211.71	0	211.71	11.00	0	11	222.71
8	Food Grains (excluding pulses)	0	0	0	0	0	0	0
9	Pulses	0	0	0	0	0	0	0
10	Sugar	0	0	0	0	0	0	0
11	Cement	0	0	0	835.97	0	835.97	835.97
12	Salt	0	0	0	131.19	0	131.19	131.19
13	Iron Scrap	0	0	0	0		0	0
14	Others	42.21	0	42.21	0	0	0	42.21

C	BREAK BULK							
1	Iron & Steel	44.14	0	44.14	0	0	0	44.14
2	Timber & Logs	0	0	0	0	0	0	0
3	Tea & Coffee	0	0	0	0	0	0	0
4	Food Grains (excluding pulses)	0	0	0	0	0	0	0
5	Pulses	0	0	0	0	0	0	0
6	Sugar	0	0	0	0	0	0	0
7	Cement	0	0	0	0	0	0	0
8	Project Cargo	1.30	0	1.30	0.83	0	0.83	2.13
9	Fertilizer	0	0	0	0	0	0	0
10	Automobiles (Tonnes)	0	0	0	0	0	0	0
	(Nos.)	0	0	0	0	0	0	0
11	Others	50.47	0.72	51.19	0	52.10	52.10	103.29
D	CONTAINER (Tonnage)	1687.36	2055.04	3742.40	4071.54	1135.88	5207.42	8949.82
	(TEUs)	156221	175969	332190	176189	156724	332913	665103
E	TRANSHIPMENT							
1	Container (Tonnage)	759.25	759.26	1518.51	399.20	399.19	798.39	2316.90
	(TEUs)	27300	27300	54600	57481	57481	114962	169562
2	Others (Specify)*	0	0	0	0	0	0	0
	TOTAL (A+B+C+D+E)	21981.61	3217.79	25199.40	6771.22	5774.82	12546.04	37745.44

Note: (i) Individual Ports may include other important Commodities handled by them while publishing data in Administrative report. Information on the above mentioned Commodities is to be uniformly included. Out of the above commodities which are not handled during the year may be omitted.

(ii) For ships undergoing cargo handling operations at the end of the year but have not completed cargo operations, the cargo handled upto the end of the year be included. Ships continuing operations in the next year, the remaining cargo handled will be counted in next year.

(iii)* : Only those commodities which are included in A to C may be specified. Remaining commodities may be clubbed in others. Transit traffic may be included in transshipment.

STATEMENT- 7 FLAG WISE DISTRIBUTION OF TRAFFIC

Port:COCHIN PORT AUTHORITY

Year:2024-25 (As on March 2025)

(in '000' tonnes)

S.N.	Nationality	No. of Ships	Volume of Cargo			Total
			Unloaded	Loaded	Transhipment	
1	2	3	4	5	6	7
A	Overseas					
1	ANTIGUA AND BARBUDA	18	950.98	0.17	0.02	951.17
2	BAHAMAS	9	420.74	0.00	0.00	420.74
3	BANGLADESH	3	26.00	0.00	0.00	26.00
4	BARBADOS	6	414.95	0.00	0.00	414.95
5	BERMUDA	2	136.43	0.00	0.00	136.43
6	CHINA	4	10.74	12.50	0.77	24.01
7	COOK ISLANDS	18	1677.70	6.22	0.00	1683.92
8	CYPRUS	6	13.04	19.04	2.49	34.56
9	DENMARK	6	0.35	53.55	0.00	53.90
10	FRANCE	1	72.86	0.00	0.00	72.86
11	GABON	1	119.52	0.00	0.00	119.52
12	GERMANY	1	7.46	6.99	0.38	14.82
13	GREECE	10	830.03	0.00	0.00	830.03
14	GUINEA-BISSAU	1	20.70	0.00	0.00	20.70
15	HONG KONG	13	332.84	20.05	21.45	374.34
16	INDIA	75	3858.26	595.28	130.21	4583.75
17	ISLE OF MAN	1	40.66	0.00	0.00	40.66
18	KOREA, REPUBLIC OF	2	284.42	0.00	0.00	284.42
19	KUWAIT	6	53.55	0.00	0.00	53.55
20	LIBERIA	143	3758.84	306.48	889.74	4955.06
21	MALDIVES	1	0.00	0.00	0.46	0.46
22	MALTA	13	1305.55	47.32	6.87	1359.73
23	MARSHALL ISLANDS	37	966.24	184.33	10.87	1161.43
24	NORWAY	2	11.10	0.00	0.00	11.10
25	PALAU	3	138.51	0.00	0.00	138.51
26	PANAMA	118	3785.68	381.44	308.12	4475.24

27	PHILIPPINES	3	55.14	0.00	0.00	55.14
28	PORTUGAL	7	47.87	8.50	132.55	188.92
29	RUSSIAN FEDERATION	5	0.82	0.17	0.00	0.99
30	SAUDI ARABIA	1	1.60	0.00	0.00	1.60
31	SIERRA LEONE	5	580.41	0.00	0.00	580.41
32	SINGAPORE	91	634.95	609.22	14.71	1258.88
33	SRI LANKA	2	0.00	5.14	0.00	5.14
34	THAILAND	2	14.34	0.00	0.00	14.34
35	TUVALU	1	4.97	0.00	0.00	4.97
36	UNITED KINGDOM	1	9.09	0.00	0.00	9.09
37	VANUATU	1	0.00	0.16	0.00	0.16
38	VIET NAM	16	592.11	0.00	0.00	592.11
39	OTHERS	0	43.81	201.99	0.00	245.80
Total Overseas (A)		635	21222.24	2458.54	1518.63	25199.40
B	Coastal					
1	ANTIGUA AND BARBUDA	3	14.19	0.15	0.00	14.33
2	BAHAMAS	1	7.78	0.00	0.00	7.78
3	BELIZE	2	0.50	0.00	0.00	0.50
4	CAYMAN ISLANDS	1	6.51	0.00	0.00	6.51
5	COOK ISLANDS	2	22.04	0.00	0.00	22.04
6	HONG KONG	4	22.04	0.00	0.46	22.50
7	INDIA	539	4903.73	5101.21	537.77	10542.71
8	LIBERIA	28	435.72	46.46	103.94	586.11
9	MALTA	1	43.52	0.00	0.74	44.26
10	MARSHALL ISLANDS	4	54.21	0.22	13.52	67.95
11	PANAMA	10	114.02	0.04	22.41	136.46
12	SINGAPORE	39	727.39	21.98	105.77	855.13
13	VIET NAM	1	12.60	0.00	0.00	12.60
14	OTHERS	0	7.76	205.58	13.81	227.15
Total Coastal (B)		635	6372.02	5375.63	798.40	12546.04
Grand Total (A+B)		1270	27594.25	7834.16	2317.03	37745.44

STATEMENT- 8 ORIGIN & DESTINATION - WISE OVERSEAS TRAFFIC HANDLED

Port: COCHIN PORT AUTHORITY

Year: 2024-25 (As on March 2025)

(In Tonnes)

S.No.	Commodity	Cargo Unloaded		Cargo Loaded	
		Origin Country	Quantity	Destination Country	Quantity
1	2	3	4	5	6
A	LIQUID BULK				
1	POL(Crude)	Egypt	211129		
		Iraq	3016485		
		Kuwait	82047		
		Libya	132597		
		Oman	1142554		
		Qatar	70586		
		Russian Federation	7914702		
		Saudi Arabia	1323354		
		United Arab Emirates	3090940		
		United States	271710		
			17256105		
2	POL (Product)	India	1206570	India	4186210
		Malaysia	4093	China	113095
		Sri Lanka	3395	Sri Lanka	11335
		United Arab Emirates	8327	Japan	29942
		United States	146577	Indonesia	26182
				Others	201971
			1368963		4568735
3	LPG/LNG	Angola	63000	United Arab Emirates	20239
		Indonesia	4664	India	1436
		Mozambique	323993		
		Nigeria	127859		
		Oman	288187		
		Qatar	125484		
		United Arab Emirates	61248		
		United States	68198		
		Others	368990		
			1431623		21675
4	FRM-Liquid	India	109613		
		Jordan	12591		
		MA	79778		
		Oman	26000		
		Qatar	6954		

		South Africa	8004		
			242941		
5	Edible Oil	Russian Federation	14860		
		Others	9875		
			24735		
6	Others	Algeria	7381		
		Bahrain	19629		
		Germany	10990		
		Iran, Islamic Republic of	5500		
		Oman	71423		
		Qatar	3150		
		Saudi Arabia	58905		
		India	5309		
			182286		
B	DRY BULK				
1	ILMINITE SAND	Mozambique	42214		
2	FRM-Dry	Bahrain	13501		
		Egypt	55000		
		India	11000		
		Qatar	27500		
		Togo	115710		
			222711		
3	Cement	India	835969		
4	Salt	India	131187		
C	BREAK BULK				
1	Iron & Steel	Malaysia	258		
		Thailand	9285		
		Viet Nam	34600		
			44143		
2	ALUMINA IN JUMBO BAGS	Viet Nam	50107		
			50107		
3	DEFENCE CARGO	Russian Federation	115		
4	PROJECT CARGO	Belgium	427		
		India	834		
		Korea, Republic of	835		
		Russian Federation	35		
			2131		
5	OTHERS	Others	246	India	52105
				Others	731
			246		52836

D CONTAINER (Tonnes)					
		America	81091	America	1902
		Middle East	381154	Middle East	11266
		Europe	77548	Europe	100687
		China	206331	China	101939
		Sri Lanka	539454	Sri Lanka	835118
		South East	205282	South East	233702
		India	4071537	India	1135876
		Others	196501	Others	770424
			5758898		3190914
	TEUs (Nos.)				
		America	7181	America	290
		Middle East	26876	Middle East	1653
		Europe	11402	Europe	10293
		China	13624	China	11971
		Sri Lanka	56617	Sri Lanka	71850
		South East	15307	South East	20047
		India	176188	India	156724
		Others	25215	Others	59865
			332410		332693
E CONTAINER TRANSHIPMENT					
	Tonnes	America	108697	America	40035
		Middle East	58379	Middle East	39682
		Europe	209686	Europe	74026
		China	1751	China	22796
		Sri Lanka	18280	Sri Lanka	106152
		South East	23566	South East	87396
		India	399200	India	399199
		Others	338895	Others	389168
			1158454		1158454
	TEUs (Nos.)				
		America	7927	America	2106
		Middle East	6309	Middle East	3093
		Europe	12314	Europe	3658
		China	135	China	4480
		Sri Lanka	1454	Sri Lanka	6741
		South East	2268	South East	7198
		India	27300	India	27300
		Others	27074	Others	30205
			84781		84781
Grand Total			28,752,829		8,992,614

STATEMENT- 9 COMMODITY WISE TRAFFIC HANDLED

Port: COCHIN PORT AUTHORITY

Year: 2024-25 (As on March 2025)

(in '000 tonnes)

S.N.	Commodity	2020-21	2021-22	2022-23	2023-24	2024-25
1	2	3	4	5	6	7
I	LOADED (A+B+C+D)					
A	LIQUID BULK					
1	POL- Crude	0	0	0	0	0
2	POL-Products	3979	4629	3488	4500	4569
3	LPG/LNG	0	3	0	0	20
4	Edible Oil	0	0	0	0	0
5	FRM-Liquid	0	0	0	0	0
6	Others	0	0	83	5	1
B	DRY BULK	0	0	0	0	0
1	Iron Ore (All)	0	0	0	0	0
	(a) Pellets	0	0	0	0	0
	(b) Fine	0	0	0	0	0
2	Other Ores	0	0	0	0	0
3	Thermal Coal	0	0	0	0	0
4	Coking Coal	0	0	0	0	0
5	Other Coal	0	0	0	0	0
6	Fertilizer	0	0	0	0	0
7	FRM-Dry	0	0	0	0	0
8	Food Grains (excluding pulses)	0	0	0	0	0
9	Pulses	0	0	0	0	0
10	Sugar	0	0	0	0	0
11	Cement	0	0	0	0	0
12	Salt	0	0	0	0	0
13	Iron Scrap	0	0	0	0	0
14	Others	0	8	0	0	0
C	BREAK BULK	0	0	0	0	0
1	Iron & Steel	1	0	0	0	0
2	Timber & Logs	0	0	0	0	0
3	Tea & Coffee	0	0	0	0	0
4	Food Grains (excluding pulses)	0	0	0	0	0
5	Pulses	0	0	0	0	0

6	Sugar	0	0	0	0	0
7	Cement	0	0	0	0	0
8	Project Cargo	0	0	0	0	0
9	Fertilizer	0	0	0	0	0
10	Automobiles (Tonnes)	0	0	0	0	0
	(Nos.)	0	0	0	0	0
11	Others	96	70	52	30	53
D	CONTAINER (Tonnes)	2324	2590	2795	3075	3191
	(TEUs)	301268	289465	292427	377017	332693
E	TRANSHIPMENT	0	0	0	0	0
1	Container (Tonnes)	636	1226	917	699	1158
	(TEUs)	43380	78079	52332	52702	84781
2	Others (Specify)*	0	0	0	0	0
	Total	7036	8526	7335	8310	8993
II	UNLOADED (A+B+C+D)					
A	LIQUID BULK					
1	POL- Crude	13443	15125	16302	17195	17256
2	POL-Products	1220	1313	1477	1356	1733
3	LPG/LNG	873	1021	956	1134	1067
4	Edible Oil	0	25	19	17	25
5	FRM-Liquid	452	347	370	421	243
6	Others	196	146	174	201	182
B	DRY BULK	0	0	0	0	0
1	Iron Ore (All)	0	0	0	0	0
	(a) Pellets	0	0	0	0	0
	(b) Fine	0	0	0	0	0
2	Other Ores	0	0	0	0	0
3	Thermal Coal	0	0	0	0	0
4	Coking Coal	0	0	0	0	0
5	Other Coal	0	0	0	0	0
6	Fertilizer	0	0	0	0	0
7	FRM-Dry	256	319	171	190	223
8	Food Grains (excluding pulses)	0	0	0	0	0
9	Pulses	0	0	0	0	0
10	Sugar	0	0	0	0	0
11	Cement	1141	1009	1049	755	836
12	Salt	70	125	90	140	131
13	Iron Scrap	0	0	0	0	0
14	Others	166	93	953	82	42

C	BREAK BULK	0	0	0	0	0
1	Iron & Steel	8	11	31	39	44
2	Timber & Logs	0	0	0	16	0
3	Tea & Coffee	0	0	0	0	0
4	Food Grains (excluding pulses)	0	0	0	0	0
5	Pulses	0	0	0	0	0
6	Sugar	0	0	0	0	0
7	Cement	26	0	0	0	0
8	Project Cargo	2	0	0	10	2
9	Fertilizer	0	0	0	0	0
10	Automobiles (Tonnes)	0	0	0	0	0
	(Nos.)	0	0	0	0	0
11	Others	24	29	53	45	50
D	CONTAINER (Tonnes)	5955	5236	5357	5705	5759
	(TEUs)	301668	289953	298137	377220	332410
E	TRANSHIPMENT	0	0	0	0	0
1	Container (Tonnes)	636	1226	917	699	1158
	(TEUs)	43381	78080	52334	52703	84781
2	Others (Specify)*	0	0	0	0	0
	Total	24468	26024	27920	28006	28753
	GRAND TOTAL (I+II)	31503	34550	35255	36315	37745

STATEMENT- 10 COMMODITY WISE LOADED CARGO RECEIVED BY DIFFERENT MODES OF TRANSPORT

Port: COCHIN PORT AUTHORITY

Year: 2024-25 (As on March 2025)

(in tonnes)

S.No.	Commodity	Received by Rail	Received by Road	Received by IWT	Received through Pipe line *	Total
1	POL (Crude)					0
2	POL (Products)		663	346220	4221853	4568736
3	LPG/LNG				20239	20239
4	Other Liquid Bulk		1436			1436
5	Iron Ore					0
6	Coking Coal					0
7	Thermal Coal					0
8	Fertilisers Finished					0
9	FRM Dry					0
10	Other Dry Bulk					0
11	Steel Products					0
12	Other Break Bulk		52835			52835
13	Containers	0	3147453			3147453
14	All Commodities	0	3202387	346220	4242092	7790699

* : Into the Storage Farm Tanks in Port area

STATEMENT- 11

COMMODITY WISE UNLOADED CARGO DESPATCHED BY DIFFERENT MODES OF TRANSPORT

Port: COCHIN PORT AUTHORITY

Year: 2024-25 (As on March 2025)

(in tonnes)

S.No.	Commodity	Despatched by Rail	Despatched by Road	Despatched by IWT	Despatched through Pipe line*	Total
1	POL (Crude)				17256105	17256105
2	POL (Products)		775293	346220	247450	1368962
3	LPG/LNG				1431624	1431624
4	Other Liquid Bulk		259517	190444		449962
5	Iron Ore					0
6	Coking Coal					0
7	Thermal Coal					0
8	Fertilisers Finished					0
9	FRM Dry			222711		222711
10	Other Dry Bulk		1009370			1009370
11	Steel Products		44143			44143
12	Other Break Bulk		52599			52599
13	Containers		5715437			5715437
14	All Commodities	0	7856361	759375	18935178	27550914

* From Storage Farm Tanks in Port area

STATEMENT- 12

COMMODITY WISE & CATEGORY WISE TRANSIT TRAFFIC OF OTHER COUNTRIES CARGO

Port: COCHIN PORT AUTHORITY

Year: 2024-25 (As on March 2025)

(in '000 tonnes)

Sr.No.	Commodity	Unloaded	Loaded	Total
1	2	3	4	5
A	LIQUID BULK			
1	POL- Crude	17256.11	0	17256.11
2	POL-Products	526.77	382.53	909.30
3	LPG/LNG	1067.24	20.24	1087.48
4	Edible Oil	24.74	0	24.74
5	FRM-Liquid	133.33	0	133.33
6	Others	176.97	0	176.97
B	DRY BULK			
1	Iron Ore (All)			0
	(a) Pellets	0	0	0
	(b) Fine	0	0	0
2	Other Ores	0	0	0
3	Thermal Coal	0	0	0
4	Coking Coal	0	0	0
5	Other Coal	0	0	0
6	Fertilizer	0	0	0
7	FRM-Dry	211.71	0	211.71
8	Food Grains (excluding pulses)	0	0	0
9	Pulses	0	0	0
10	Sugar	0	0	0
11	Cement	0	0	0
12	Salt	0	0	0
13	Iron Scrap	0	0	0
14	Others	42.21	0	42.21
C	BREAK BULK			
1	Iron & Steel	44.14	0	44.14
2	Timber & Logs	0.00	0	0.00
3	Tea & Coffee	0	0	0
4	Food Grains (excluding pulses)	0	0	0

5	Pulses	0	0	0
6	Sugar	0	0	0
7	Cement	0	0	0
8	Project Cargo	1.30	0	1.30
9	Fertilizer	0	0	0
10	Automobiles (Tonnes)	0	0	0
	(Nos.)	0	0	0
11	Others	50.47	0.72	51.19
D	CONTAINER (Tonnes)	1687.36	2055.04	3742.40
	(TEUs)	156221	175969	332190
E	TRANSHIPMENT			
1	Container (Tonnes)	759.25	759.26	1518.51
	(TEUs)	27300	27300	54600
2	Others (Specify)*	0	0	0
	TOTAL (A+B+C+D+E)	21981.61	3217.79	25199.40

STATEMENT- 13 NUMBER AND TYPE OF CONTAINER HANDLED

Port:COCHIN PORT AUTHORITY

Year:2024-25 (As on March 2025)

(in Nos.)

S.No.	Item	Type	20Ft. Nos.		40Ft. Nos.		Others		Total	
			Normal	Reefer	Normal	Reefer	Normal	Reefer	Normal	Reefer
1	2	3	4	5	6	7	8	9	10	11
A	Loaded	LCL	-	-	-	-	-	-	-	-
		FCL	59104	414	60899	12453	0	0	120003	12867
		Empty	102948	10	11520	237	0	0	114468	247
		Total	162052	424	72419	12690	0	0	234471	13114
B	Unloaded	LCL	-	-	-	-	-	-	-	-
		FCL	148873	53	47127	1940	0	0	196000	1993
		Empty	12451	368	25671	10594	0	0	38122	10962
		Total	161324	421	72798	12534	0	0	234122	12955
C	Transshipment	LCL	-	-	-	-	-	-	-	-
		FCL	49742	18	31572	3363	0	0	81314	3381
		Empty	19286	8	10023	5296	0	0	29309	5304
		Total	69028	26	41595	8659	0	0	110623	8685
D	Grand Total (A+B+C)		392404	871	186812	33883	0	0	579216	34754

STATEMENT- 14

CONTAINER CARGO AND TARE WEIGHT OF CONTAINERS HANDLED

Port: COCHIN PORT AUTHORITY

Year: 2024-25 (As on March 2025)

(in tonnes)

S.No.	Item	Container Cargo	Tare Weight	Total (2+3)
	1	2	3	4
1	Loaded	2413938	776976	3190914
2	Unloaded	4982742	776157	5758898
3	Transhipment	1918130	398778	2316908
Total (1+2+3)		9314809	1951911	11266720

STATEMENT- 15
INLAND (LANDWARD) CONTAINER MOVEMENT- OUTGOING FROM
PORT AFTER UNLOADING FROM SHIP

Port:COCHIN PORT AUTHORITY

Year: 2024-25 (As on March 2025)

Mode	20'			40'			Others			Total(TEUs)		
	Loaded	Empty	Total	Loaded	Empty	Total	Loaded	Empty	Total	Loaded	Empty	Total
1	2	3	4	5	6	7	8	9	10	11	12	13
1.By Rail												
(a) ICD												
No.												
Tonnes.												
(b) CFS												
No.												
Tonnes.												
(c) Others												
No.												
Tonnes.												
2. By Road												
(a) ICD												
No.												
Tonnes.												
(b) CFS												
No.												
Tonnes.												
(c) Others												
No.												
Tonnes.												
2. By IWT												
(a) ICD												
No.												
Tonnes.												
(b) CFS												
No.												
Tonnes.												
(c) Others												
No.												
Tonnes.												

STATEMENT- 16
INLAND (LANDWARD) CONTAINER MOVEMENT- INCOMING TO THE
PORT FOR LOADING ON TO THE SHIP

Port:COCHIN PORT AUTHORITY

Year: 2024-25 (As on March 2025)

Mode	20'			40'			Others			Total(TEUs)		
	Loaded	Empty	Total	Loaded	Empty	Total	Loaded	Empty	Total	Loaded	Empty	Total
1	2	3	4	5	6	7	8	9	10	11	12	13
1. By Rail												
(a) ICD												
No.												
Tonnes.												
(b) CFS												
No.												
Tonnes.												
(c) Others												
No.												
Tonnes.												
2. By Road												
(a) ICD												
No.												
Tonnes.												
(b) CFS												
No.												
Tonnes.												
(c) Others												
No.	58866	102843	161709	72267	10556	82823	0	0	0	203400	123955	327355
Tonnes.	1142423	256368	1398791	1702277	46385	1748662	0	0	0	2844701	302753	3147453
3. By IWT												
(a) ICD												
No.												
Tonnes.												
(b) CFS												
No.												
Tonnes.												
(c) Others												
No.												
Tonnes.												

STATEMENT No. 17 PERFORMANCE OF MAJOR PORT

Port: COCHIN PORT AUTHORITY

Year: 2024-25 (As on March 2025)

Sl.No	Item	Dry Bulk		Liquid Bulk	Break Bulk	Container	All
		Mech.	Conv.				
1	No. of Vessels Sailed- (Total No.)	55	5	539	33	638	1270
a)	At Berth- (No.)	55	5	539	33	638	1270
(i)	Overseas	7	2	265	30	331	635
(ii)	Coastal	48	3	274	3	307	635
b)	At Stream- (No.)						0
2	Total Cargo Traffic Handled - (Tonnes)	1,058,678	173,400	25,097,065	149,580	11,266,720	37,745,443
a)	At Berth - (Tonnes)	1,058,678	173,400	25,097,065	149,580	11,266,720	37,745,443
3	Pre Berthing Waiting Time(Hrs)- Total	763.74	17.15	6382.15	71.40	4004.20	11238.64
a)	Pre Berthing Waiting Time(Hrs)- Port a/c	72.80	0.00	708.46	0.00	520.82	1,302.08
b)	Pre Berthing Waiting Time(Hrs)- Non Port a/c	690.94	17.15	5673.69	71.40	3483.38	9,936.56
4	Working Time (Hrs)	3015.76	401.08	12783.57	939.68	9110.46	26,250.55
5	N.W Time at working berth(Hrs)-Total	514.79	98.80	5041.94	527.06	2031.93	8214.52
a)	N.W Time at working berth(Hrs)- Port a/c	0.00	0.00	0.00	0.00	1509.54	1,509.54
b)	N.W Time at working berth(Hrs)-N.P a/c	514.79	98.80	5041.94	527.06	522.40	6,704.99
6	Time at Non working berth(Hrs)-Total	417.21	0.00	1930.02	0.00	375.00	2722.23
a)	Time at Non working berth(Hrs)- Port a/c	0.00	0.00	0.00	0.00	0.00	0.00
b)	Time at Non working berth(Hrs)-N.P a/c	417.21	0.00	1930.02	0.00	375.00	2,722.23
7	Navigation Time (Hrs)-Total	227.50	24.93	2145.43	135.29	2453.18	4986.33
a)	Inward Movement (Hrs)	117.65	13.47	1087.96	69.02	1270.21	2,558.31
b)	Outward Movement (Hrs)	109.85	11.46	1057.47	66.27	1182.97	2,428.02
8	Shifting Time	6.72	1.30	131.72	5.85	15.59	161.18
9	Turn Round Time (Hrs)-Total (Pilot Boarding to De-boarding)	4152.21	520.03	21618.21	1572.34	13293.00	41155.79
a)	Turn Round Time (Hrs)-Port a/c	3220.21	421.23	14646.25	1045.28	12395.60	31,728.57
b)	Turn Round Time (Hrs)-N.P a/c	932.00	98.80	6971.96	527.06	897.40	9,427.22

Note : N.W - Non Working

N.P a/c - Non Port a/c

Mech. - Mechanically Handled

Conv. - Conventionally Handled

STATEMENT- 18 PERFORMANCE OF MAJOR PORT

Port: COCHIN PORT AUTHORITY

Year: 2024-25 (As on March 2025)

S. No.	Item	Container	Break Bulk Bulk	Dry Bulk		Liquid Bulk	Total
				Mechanical	Conventional		
1	2	3	4	5	6	7	8
1	Number of Cargo Ships sailed	638	33	55	5	539	1270
2	Cargo handled (In Tonnes)	11,266,720	149,580	1,058,678	173,400	25,097,065	37,745,443
3	Average Parcel Size (In Tonnes)	17,659	2,991	19,249	34,680	45,914	29406
4	Average Turn Round Time (In Hrs.)	20.84	47.65	75.50	104.01	40.11	32.41
5	Average Stay at Working Berth (In Hrs.)	17.46	44.45	64.19	99.98	33.07	27.14
6	Average Pre-berthing Waiting Time (In Hrs.)	7.09	2.16	13.89	3.43	11.84	8.85
	(a) Port Account	0.82	0.00	1.32	0.00	1.31	1.03
	(b) Non Port Account	6.28	2.16	12.56	3.43	10.53	7.82
7	Average Non-working Time (In Hrs.)	3.18	15.97	9.36	19.76	9.35	6.47
	(a) Port Account	2.37	0.00	0.00	0.00	0.00	1.19
	(b) Non Port Account	0.82	15.97	9.36	19.76	9.35	5.28
8	Percentage of Non-working Time at Working Berth (In Hrs.)	18	36	13	20	25	22
9	Average Output Per Ship berthdays (In Tonnes)	24,268	1,615	7,197	8,325	33,320	26,006

Note: Non-Cargo Vessels like bunkering, naval, repair and survey vessels are excluded.

STATEMENT NO.19

DISTRIBUTION OF PRE-BERTHING WAITING TIME

Port: COCHIN PORT AUTHORITY

Year: 2024-25 (As on March 2025)

S.No	Item	Container		Break Bulk	Dry Bulk		Liquid Bulk	Total
		Cellular	Combination		Mechanical	Conventional		
1	2	3	4	5	6	7	8	9
A	Port Account							
1	Non-Availability of							
	(i) Berth	520.82	0	0	72.8	0	708.46	1302.08
	(ii) Tug Craft							0.00
	(iii) Pilot							0.00
2	Strike/Stoppage							0.00
3	Night Navigation Restriction							0.00
4	Draft Restriction							0.00
5	Others							0.00
B	Non-Port Account							
1	Ships Account							0.00
2	Shippers Account							0.00
3	Agents Option	2848.58		69.25	618.45	14.10	3777.82	7328.20
4	Want of Ullage							0.00
5	Documents not ready							0.00
6	Tidal Restrictions				63.85		197.90	261.75
7	Weather Restriction							0.00
8	Want of Cargo							0.00
9	Labour Holidays/ Recess							0.00
10	Power Failure							0.00
11	Cargo Lashing							0.00
12	Others	634.80		2.15	8.64	3.05	1697.97	2346.61
Total		4004.20	0.00	71.40	763.74	17.15	6382.15	11238.64

STATEMENT- 20

DISTRIBUTION OF NON-WORKING TIME AT WORKING BERTH

Port: COCHIN PORT AUTHORITY

Year: 2024-25 (As on March 2025)

(In hrs.)

S.No.	Item	Container		Break Bulk	Dry Bulk		Liquid Bulk	Total
		Cellular	Combination		Mechanical	Conventional		
1	2	3	4	6	7	8	9	11
A	Port Account							
(a)	Working Berth							
1	Non-Availability of Equipment	0	0	0	0	0	0	0
2	Equipment Breakdown	98.00	0	0	0	0	0	98.00
3	Absence of workers	0	0	0	0	0	0	0
4	Strike/Stoppage	0	0	0	0	0	0	0
5	Shed Congestion	0	0	0	0	0	0	0
6	Power Failure	80.00	0	0	0	0	0	80.00
7	Hatch opening/ closing	0	0	0	0	0	0	0.00
8	Labour Holidays	0	0	0	0	0	0	0
9	Night Navigation Restrictions	0	0	0	0	0	0	0
10	Others	1331.54	0	0	0	0	0	1331.54
(b)	Time spent at Non-working berth	0	0	0	0	0	0	0
B	Non-Port Account							
(a)	Working Berth							
1	Ships account	60.25	0	77.00	100.60	29.55	960.00	1227.40
2	Shippers account	102.00	0	72.34	0	0	1745.05	1919.39
3	Agents option	200.10	0	67.00	150.34	30.25	102.00	549.69

4	Absence of non-port workers	0	0	0	0	0	0	0
5	For want of cargo	0	0	0	0	0	0	0
6	Departure Formalities	0	0	62.00	50.30	0	1620.00	1732.30
7	Weather restriction	0.00	0	152.00	88.34	22.00	150.32	412.66
8	Holiday	0	0	0	0	0	0	0
9	Lack of Storage / silos	0	0	0	0	0	0	0
10	User equipment repair	0	0	0	50.21	0	101.00	151.21
11	Shore Clearance	0	0	0	0	0	0	0
12	Others	160.05	0	96.72	75.00	17.00	363.57	712.34
(b)	Time spent at Non-working berth	375.00	0	0.00	417.21	0.00	1930.02	2722.23
Total								
(a)	Working berth[A(a)+B(a)]	2031.94	0	527.06	514.79	98.80	5041.94	8214.53
(b)	Non-working berth [A(b)+B(b)]	375.00	0	0.00	417.21	0.00	1930.02	2722.23

[Ports may publish data as per their importance of reasons. However information as per the format is to be uniformly provided to TRW & IPA.]

STATEMENT- 21

COMMODITY-WISE PERFORMANCE INDICATORS

Port: COCHIN PORT AUTHORITY

Year: 2024-25 (As on March 2025)

S. No	Commodity	No. of Vessels Sailed	Cargo handled (Sailed Vessels) (Tons)	Turn Round Time (Days)*		Pre-berthing Detention (Days)		Stay at Working Berth (Days)		
				Total	Time-spent on non-port a/c reasons	Total	Non-port a/c reasons	Total	Working Time	Non-working Time
1	2	3	4	5	6	7	8	9	10	11
1	POL (Crude)	135	17256105	217.43	49.33	87.77	75.54	169.21	133.41	35.80
2	POL (Products)	291	5588439	492.52	186.97	143.73	135.43	403.50	287.57	115.93
3	LPG/LNG	54	1451862	108.85	20.76	0.97	0.62	96.01	53.36	42.65
4	Other Liquid Bulk	59	451398	81.94	33.40	33.44	24.80	74.01	58.30	15.71
5	Iron Ore	0	0.00	0	0.00	0.00	0.00	0.00	0.00	0.00
6	Coking Coal	0	0.00	0	0.00	0.00	0.00	0.00	0.00	0.00
7	Thermal Coal	0	0.00	0	0.00	0.00	0.00	0.00	0.00	0.00
8	Fertilisers & FRM	9	222708	74.21	24.57	13.73	13.43	61.50	41.36	20.14
9	Other Dry Bulk	51	1009370	120.47	18.38	18.80	16.08	106.44	101.01	5.43
10	Steel Products	10	44143	23.84	8.16	0.13	0.13	20.52	11.86	8.66
11	Other Break Bulk	23	54556	41.67	13.81	2.88	2.85	40.59	27.29	13.30
12	Containers	638	11266720	553.88	37.39	166.84	145.14	464.27	379.60	84.67
13	All Commodities	1270	37345301	1714.80	392.76	468.28	414.01	1436.04	1093.77	342.27

STATEMENT- 22

COMMODITY-WISE PERFORMANCE INDICATORS

Port: COCHIN PORT AUTHORITY

Year: 2024-25 (As on March 2025)

S. No.	Commodity	No. of Vessels Sailed	Cargo handled (Sailed Vessels) (Tons)	Average Turn Round Time (Days)	Average Pre-berthing Waiting Time (Days)	Average Output per Ship Berth Day (Tonnes)
1	2	3	4	5	6	7
1	POL (Crude)	135	17256105	1.61	0.65	101980
2	POL (Products)	291	5588439	1.69	0.49	13850
3	LPG/LNG	54	1451862	2.02	0.02	15122
4	Other Liquid Bulk	59	451398	1.39	0.57	6099
5	Iron Ore	0.00	0.00	0.00	0.00	0.00
6	Coking Coal	0.00	0.00	0.00	0.00	0.00
7	Thermal Coal	0.00	0.00	0.00	0.00	0.00
8	Fertilisers Finished & FRM Dry	9	222708	8.25	1.53	3622
9	Other Dry Bulk	51	1009370	2.36	0.37	9483
10	Steel Products	10	44143	2.38	0.01	2151
11	Other Break Bulk	23	54556	1.81	0.13	1344
12	Containers	638	11266720	0.87	0.26	24268
13	All Commodities	1270	37,345,301	1.35	0.37	26006

STATEMENT- 23 BERTH OCCUPANCY

Port:COCHIN PORT AUTHORITY

Year:2024-25 (As on March 2025)

Sl. No.	Berth	No. of Days		Percentage of Occupancy
		Available	Occupied	
1	Q1	330	86.55	26
2	Q2	330	0.00	0
3	Q3	330	0.00	0
4	Q4	330	164.71	50
5	Q5	330	214.93	65
6	Q6	330	138.75	42
7	Q7	330	71.76	22
8	Q8	330	72.99	22
9	Q9	330	144.37	44
10	Q10	330	124.34	38
11	BTP	330	169.76	51
12	NCB	330	92.33	28
13	COT	330	161.05	49
14	NTB	330	58.14	18
15	STB	330	0.82	0
16	SCB	330	94.05	29
17	SPM	330	197.25	60
18	LNG	330	27.17	8
19	V2	330	233.22	71
20	V3	330	248.21	75
21	MULT	330	81.54	25
22	UTL	330	887.9	100*
Grand Total		7260	3269.84	45

*Berth Occupied by Multiple Vessels

STATEMENT- 24
AVAILABILITY OF CARGO HANDLING EQUIPMENTS

Port:COCHIN PORT AUTHORITY

Year: 2024-25 (As on March 2025)

S. No.	Description of Equipment	Number of Equipment	Required to meet the Traffic		Short Supply Due to (Percentage)				Number of Unit Overhauled	Number of Unit underwent Major Repair	Remarks
			Average Demand per day (No.)	Average Supply per day (No.)	Absentism of Staff	Shortage of Equipment	Equipment Break Down	Stoppage of work			
1	Harbour Mobile Crane	1 No.	1 No.	1 No.	Nil	Nil	23.00%	Nil	Nil	Nil	Availability=77%
2	Fork Lift Trucks	6 Nos.	6 Nos.	6 Nos.	Nil	Nil	4.19%	Nil	Nil	NIL	Availability=95.81%
3	Reach Stacker	1 No.	1 No.	1 No.	Nil	Nil	0.10%	Nil	Nil	Nil	Availability=95.66%

STATEMENT- 25
SHORE LABOUR PRODUCTIVITY

Port:COCHIN PORT AUTHORITY

Year: 2024-25 (As on March 2025)

Sl No.	Datum Line and Cargo	No. of hooks worked	Hooks hrs worked	Effective hooks hrs worked	Man hrs worked	Effective man hrs worked	Tonnage Handled (In Tonnes)	Average Productivity (Tonnes)				
								Per hook hour	Per effective hook hour	Per man hour	Per effective man hour	
1	2	3	4	5	6	7	8	9	10	11	12	13
A	Unloaded											
1	ALUMINA IN JUMBO BAGS	158	1252	1148	2867	2645	50107	317	40	44	17	19
2	DEFENCE CARGO	2	14	14	43	43	115	57	8	8	3	3
3	ILMINITE SAND	54	429	392	844	778	42214	782	98	108	50	54
4	METALS & METAL PRODUCTS	102	808	708	1900	1654	44143	433	55	62	23	27
5	SALT IN BULK	157	1261	1179	1298	1213	131187	836	104	111	101	108
6	PROJECT CARGO	7	58	56	264	255	1628	233	28	29	6	6
7	IMO CARGO	2	17	17	53	53	108	54	6	6	2	2
	Total(A)	482	3838	3514	7268	6641	269502	559	70	77	37	41
	Total(B)	9	67	67	320	320	1015	113	15	15	3	3
	Grand Total (A+B)	491	3905	3580	7588	6961	270517	551	69	76	36	39

STATEMENT- 26

DOCK LABOUR PRODUCTIVITY

Port: COCHIN PORT AUTHORITY

Year: 2024-25 (As on March 2025)

Sl. No.	Commodities	No. of hooks worked	Hook Hrs/ Effective hooks hrs worked	Man hrs/ Effective man hrs worked	Tonnage Handled (In Tonnes)	Average Productivity (Tonnes)		
						Per hook	Per hook hour	Per man hour
A.	Break Bulk							
1	ALUMINA IN JUMBO BAGS	158	1148	2645	50107	317	44	19
2	IMO CARGO	11	84	373	1123	102	13	3
3	DEFENCE CARGO	2	14	43	115	57	8	3
4	METALS & METAL PRODUCTS	102	708	1654	44143	433	62	27
5	PROJECT CARGO	7	56	255	1628	233	29	6
	Total (A)	280	2009	4970	97116	347	48	20
B.	Dry Bulk							
1	ILMINITE SAND	54	392	778	42214	782	108	54
2	SALT IN BULK	157	1179	1213	131187	836	111	108
	Total (B)	211	1571	1991	173401	822	110	87
	Total(A+B)	491	3580	6961	270517	551	76	39

Note: Tonnage handled is in respect of ships sailed during a period.

STATEMENT- 27**AVAILABILITY & UTILIZATION OF EQUIPMENTS (Other Than Container Handling)****Port: COCHIN PORT AUTHORITY****Year: 2024-25 (As on March 2025)**

S.No.	Item	Mobile Crane	Wharf Crane	Fork Lift Truck	Pay loaders	Tractor/ Trailer	Locomotive	Others (Mobile Harbour Crane)
1	No. of Equipment			6				1
2	Capacity of Equipment (No. with Unit)			5 Nos. of 3T capacity & 1 No. of 5T capacity				40T
3	Total No. of Gross Hrs available (No. of Days x No. of Equipment x 24#)			31207.50				8760
4	Not available Hrs due to:			1308.00				2010
	(i) Overhaul & maintenance			1080				600
	(ii) Break down			228				1410
	(iii) Holidays & offtime							
	(iv) Others							
5	Net available working Hrs. (3-4)			29899.50				6750
6	% Availability (5/3)x100			95.81				77
7	Actual working Time			25564.50				371
8	% Utilisation on the basis of:							
	(a) Gross Available Hrs. (7/3)x100			81.92				4.24
	(b) Net Available Hrs. (7/5)x100			95.81				5.5
9	Utilisation Norms			35%				35%

Note:- 1. No. of Days : No. of Days the dock is working

2. No. of Equipment : All Equipment available with the Deptt.

3. Overhaul & maintenance : Preventive maintenance and periodical overhauls only.

4. Breakdown : The equipment is not working for more than 15 minutes.

: If the port is working in two shifts, then 16 hours may be considered instead of 24 hours.

STATEMENT- 28

AVAILABILITY & UTILIZATION OF CONTAINER HANDLING EQUIPMENT

Port: COCHIN PORT AUTHORITY

Year: 2024-25 (As on March 2025)

S.No.	Item	Quay side Gantry Crane	Rubber Tyred Gantry Crane	Rail mounted Gantry Crane	Tata P & H Crane	Top Lift Truck	Fork Lift Truck/Front End Loader	Reach Truck	Tractor Trailer
1	2	3	4	5	6	7	8	9	10
1	Fleet Strength	6	19				5	2	
	Capacity/Equipment	65	40				8	40	
2	Total possible equipment Hrs (24@ X No. of Days X No. of Equipment's)	52560	166440				27864	17520	
3	Hrs lost due to scheduled maintenance	2921.833	4894.08				400	428.50	
4	Hrs lost under break down	160.1	324.92				47.233	30.267	
5	Hrs lost due to recess	0	0				0	0	
6	Actual equipment available (3+4+5)	49478.07	161221.00				27416.77	17061.23	
7	% Availability (6/2)*100	94.14	96.86				98.39	97.38	
8	Hrs actually worked during the month	26273.00	74470.31				10027.00	12298.00	
9	% Utilisation on the basis of								
(a)	Availability Hrs. (8/6)*100	53.10	46.19				36.57	72.08	
(b)	Total possible Equipment Hrs. (8/2)*100	49.99	44.74				35.99	70.19	
10	Utilisation Norms								

Definitions:

1. No. of Days : No. of Days the dock is working
 2. No. of Equipment : All Equipment available with the Dept.
 3. Scheduled maintenance : Preventive maintenance and periodical overhauls only
 4. Recess : Meal Breaks notified by the Port
 5. Breakdown : The equipment is not working for more than 15 mts.
- @: If the port is operating in two shifts, then 16 hours may be considered.

STATEMENT- 29

PERFORMANCE OF CONTAINER HANDLING EQUIPMENT

Port: COCHIN PORT AUTHORITY

Year: 2024-25 (As on March 2025)

S.No.	Item	Quayside Gantry Crane	Rail mounted Gantry Crane	RTG Crane
1	2	3	4	5
1	Total No. of Equipment	6	-	19
2	Total No. of Shifts worked	730	-	730
3	Total No. of Equipment working hrs. (Completion time-commencement time)	26273		74470.31
4	Total No. of Containers Handled	613931		938395
5	No. of Containers Handled per working hour (4/3)	23.37		12.60
6	Total Idle time	5663.5		23604.46
7	Total No. of hrs. actually worked (3-6)	20609.5	-	50865.85
8	Total No. of Containers Handled per actual worked hour (4/7)	29.79	-	18.45

STATEMENT- 30 PERFORMANCE OF DREDGER

Port: COCHIN PORT AUTHORITY

Year: 2024-25 (As on March 2025)

S. No.	Particulars	Unit	Name of Dredger(s)		Remarks
			GHD NS (Port Dredger)	DCI-'DREDGE-VIII/XV/ XVI/XIX/XI' (Hired)	
1	2	3	4	5	6
1	Quantity dredged	Lakh m ³	6.11	231.33	Dredging for maintenannce of the channels and basins in Cochin Port for the year 2024-25 was carried out by DCIL, on contract/ nomination basis (Lumpsum contract). The dredging was done by deploying two TSH dredgers continuously throughout the year. Total quantity of material dredged and disposed during the year 2024-25 IS 231.33 Lakh cum.(at a density of 1.30t/ cum.) The Lumpsum annual contract amount for the period till 31/07/2024 was Rs. 122.50 crores. The annual contract for the year 2024-25 since 01/08/2024 is Rs. 156.50 crores
2	Working days	Days	233	365	
3	Non-Working days			-	
	a) Sunday & Holidays	Days	66	-	
	b) Dry-docking	Days	Nil	-	
	c) Over-haul	Days	31	-	
	d) Repairs, Maintenance & Bunkering	Days	16	-	
	e) Bad Weather	Days	0	-	
	f) Crew shortage	Days	19	-	
	g) Others	Days	Nil	-	
4	Total Days (2+3)	Days	365	-	
5	Quantity dredged per working day		1500/3000	-	Rate of maintenance dredging based on Lumpsum amount quoted and estimated quantity of 24 Million cum. is Rs. 51.04 / cum.
6	Rate per Cu.m. of dredging	Rs.	587	-	
	a) Including depreciation & Interest	Rs.	N A	NA	
	b) Excluding depreciation & Interest	Rs.	N A	NA	

STATEMENT NO.31 NUMBER, TYPE AND SIZE OF SHIPS SAILED

Port: COCHIN PORT AUTHORITY

Year: 2024-25 (As on March 2025)

S.No.	Category of Ships	No. of ships sailed	NRT	GRT	DWT
A	Cargo Operation				
1	Container	638	9979769	20495512	24894048
	(a) Cellular	638	9,979,769	20,495,512	24,894,048
	(b) Combination	0	0	0	0
2	Break Bulk	33	114,195	224,533	315,210
	Dry Bulk				
3	(a) Mechancial	55	357,451	890,857	1,296,551
	(b) Conventional	5	77,944	137,876	234,029
4	Liquid Bulk	539	12,514,622	24,336,048	39,816,865
5	Lash	0	0	0	0
6	Ro-Ro	0	0	0	0
Total		1270	23,043,981	46,084,826	66,556,703
B	Passenger Carriers	294	386,914	1,264,810	511,904
C	Others	108	1,137,489	2,150,783	672,495
D	Grand Total	1672	24,568,384	49,500,419	67,741,102

STATEMENT- 32 PASSENGER TRAFFIC AT MAJOR PORT

Port: COCHIN PORT AUTHORITY

Year: 2024-25 (As on March 2025)

(In Nos)

Year	Cruise -Foreign					Cruise-Coastal					Passenger(UTL)			
	No.of Pax on Ships Arrival	Pax Embarked	Pax Disembarked	Total Pax handled	No.of Ships	Pax on Arrival	Pax Embarked	Pax Disembarked	Total Pax handled	Pax Embarked	Pax Disembarked	Total Pax handled		
	1	2	3	4	5	6	7	8	9	10	12	13	14	
2019-20	44	61352	6555	6417	67907	0	0	0	0	0	113137	98660	211797	
2020-21	0	0	0	0	0	0	0	0	0	0	17640	22922	40562	
2021-22	0	0	0	0	0	9	6106	7898	3145	14004	61829	53411	115240	
2022-23	16	6008	337	90	6345	15	15842	14216	11027	30058	77105	73310	150415	
2023-24	25	18462	2381	3016	20843	17	16852	15220	10380	32072	105526	96870	202396	
2024-25	21	20939	1256	2062	22195	11	14451	13817	10432	28268	89404	81985	171389	

STATEMENTS- 33 ACCIDENTS AT MAJOR PORT

Port:COCHIN PORT AUTHORITY

Year: 2024-25 (As on March 2025)

(In Nos)

S. No.	Causation	Fatal		Non-Fatal		Total	
		Port area	Non-Port area	Port area	Non-Port area	Port area	Non-Port area
1	2	3	4	5	6	7	8
1	Persons falling	3	Nil	Nil	Nil	Nil	Nil
2	Falling of objects	Nil	Nil	Nil	Nil	Nil	Nil
3	Stepping on, striking against or struck by objects	2	Nil	Nil	Nil	Nil	Nil
4	Caught in between objects	Nil	Nil	Nil	Nil	Nil	Nil
5	Over-exertion or wrong movements	Nil	Nil	Nil	Nil	Nil	Nil
6	Exposer to or contact with extreme temperature	Nil	Nil	Nil	Nil	Nil	Nil
7	Explosions	Nil	Nil	Nil	Nil	Nil	Nil
8	Exposure to or contact with harmful substances including radiation	Nil	Nil	Nil	Nil	Nil	Nil
9	Other cases	Nil	Nil	Nil	Nil	Nil	Nil
Total		5	Nil	Nil	Nil	Nil	Nil

**STATEMENT- 34
EMPLOYMENT AT MAJOR PORT**

A. EMPLOYMENT AT MAJOR PORT

Port:COCHIN PORT AUTHORITY Year: 2024-25 (As on March 2025)

Officers		Non-Cargo Handling Workers			Cargo Handling Workers Other than Shore Workers			Shore Worker	Casual Worker	Total
Class I	Class II	Class IIII (Clerical)	Class IIIII (Others)	Class IV	Class III	Class IV				
1	2	3	4	5	6	7	8	9	10	
83	84	120	378	23	92	0	0	0	780	

B. EMPLOYMENT AT DOCK LABOUR BOARDS OF MAJOR PORT

Port:COCHIN PORT AUTHORITY Year: 2024-25 (As on March 2025)

DLB Employment					Dock Workers			Grand Total
Class I	Class II	Class III	Class IV	Total	Registered	Listed	Others	
1	2	3	4	5	6	7	8	9
								10

NIL

C. MANDAYS LOST AT MAJOR PORT

Port:COCHIN PORT AUTHORITY Year: 2024-25 (As on March 2025)

Mandays Employed				Mandays Lost			Mandays Lost per 1000 Mandays Employed		
PE	DE	Total	Reason	PE	DE	Total	PE	DE	Total
1	2	3	4	5	6	7	8	9	10

NIL

PE: Port Employee/Worker

DE: DLB Employee/Worker

STATEMENT- 35

INCOME & EXPENDITURE OF MAJOR PORT

Port: COCHIN PORT AUTHORITY

Year: 2024-25 (As on March 2025)

(Rs. In Crores)

S.No	Head	2024-25	2023-24
1	2	3	4
1	Income		
A	Operating Income		
a	Cargo handling(excluding royalty income)		
	(i) Petroleum, Oil and lubricants	127.97	131.27
	(ii) Others	31.47	36.62
b	Vessel related income	461.75	450.17
c	Railway earning		-
B	Estate Income	150.00	131.94
2	Expenditure		
A	Operating Expenditure		
a	Cargo handling		
	(i) Petroleum, Oil & Lubricants	8.27	7.89
	(ii) Others	34.83	40.06
b	Vessel related expenditure	234.73	220.09
c	Railway expenditure		-
B	Estate & Non-operating Expenditure	144.29	147.78
3	Operating Surplus (1A-2A)	343.36	350.02
4	Finance & Miscellaneous Income	51.85	47.81
5	Royalty Income	175.68	166.62
6	Finance & Miscellaneous Expr	563.11	529.76
7	Total Income(1+4+5)	998.73	964.43
8	Total Expenditure(2+6)	985.23	945.58
9	Net Surplus (7-8)	13.50	18.85

Note: 1. Operating Expenditure to be apportioned as recommended in concepts and definitions.
2. Operating Income and expenditure of all commodities whose share in total cargo handled is more than 15% is to be separately furnished. For remaining commodities, information may be included in others.

STATEMENT- 36

APPLICATION OF FUNDS & OTHER FINANCIAL STATISTICS

Port: COCHIN PORT AUTHORITY

Year: 2024-25 (As on March 2025)

(Rs. In Crores)

S.No	Head	2024-25	2023-24
1	2	3	4
A	Fixed Operating Assets (Net Block)		
a	Cargo handling & storage	133.33	137.71
b	Port & dock facilities	87.76	92.64
c	Railway	-	-
d	Estate (Operating assets)	33.12	32.85
e	Management & General Administration	81.38	82.47
	Total Net Block	335.59	345.67
B	Capital Work in Progress	2.88	0.68
C	Investments*	170.69	79.05
D	Current Assets	633.99	298.89
E	Current Liabilities	1,014.54	598.07
F	Net Current Assets (D-E)	-380.55	-299.18
G	Capital Expenditure under PPP		
a	By Port		
	(i) For land acquisition		
	(ii) Other capital expenditure		
b	By Private operators)		
	(i) For land acquisition		
	(ii) Other capital expenditure	5695.34	5583.68
H	Capital Employed (Net)	-44.96	46.48

* Investments excluding Statutory investments like PF, Pension, Gratuity, Leave encashment etc.

STATEMENT- 37 OPERATING EXPENDITURE BY HEAD OF EXPENDITURE

Port: COCHIN PORT AUTHORITY

Year: 2024-25 (As on March 2025)

(Rs. In Crores)

S.No	Head	2024-25	2023-24
1	2	3	4
A	Operating expenditure		
1	Salaries & wages	138.33	157.17
2	Stores	27.76	27.83
3	Operation/Maintenance	178.69	162.94
4	Electricity	36.95	28.67
5	Depreciation	16.83	16.75
6	Security	12.43	12.28
7	Medical	2.80	2.93
8	Office administration	8.33	7.25
9	Other expenditure		
	Total Operating expenditure	422.12	415.82
B	Management and General Administration expenditure as per PL Account	117.71	124.21

STATEMENT- 38

FINANCIAL DATA OF PRIVATE TERMINAL OPERATOR

Name of Terminal Operator :
INDIA GATEWAY TERMINAL PRIVATE LIMITED

Port: **COCHIN PORT AUTHORITY**

Year: **2024-25 (As on March 2025)**

(Rs. In Crores)

S.No	Head	2024-25	2023-24
1	2	3	4
1	Operating Income		
a	Cargo handling(excluding royalty income)	454.99	424.21
b	Vessel related income	0	-
	Total Operating Income	454.99	424.21
2	Operating Expenditure		
a	Cargo handling	399.77	308.49
b	Vessel related expenditure	0	-
	Total Operating Expr	399.77	308.49
3	Total Income(1)	454.99	424.21
4	Total Expenditure(2)	399.77	308.49
5	Capital Expenditure under PPP	111.66	277.76
	(i) For land acquisition	0	0
	(ii) Other capital expenditure	111.66	277.76
6	Net Capital Employed	103.65	82.97

Note: 1. Operating expenditure to be apportioned as recommended in concepts and definitions
2. Separate data for each terminal operator at a Major Port be furnished.

Note: - Amounts are based on draft FS.

STATEMENT- 39

FINANCIAL INDICATORS

Port: COCHIN PORT AUTHORITY

Year: 2024-25 (As on March 2025)

(Rs. In Crores)

S.No.	Description	2024-25	2023-24
1	2	3	4
1	Return on Capital		
a	Capital Employed (Excl Work-in-progress)	-44.96	46.48
b	Net surplus before Tax	13.50	18.85
c	RoCE including Royalty income (1b/1a)	-0.30	0.41
d	Net surplus before Tax (excl Royalty income)	-162.18	-147.77
e	RoCE excluding Royalty income (1d/1a)	3.61	-3.18
f	Profit Ratio (Net surplus/Total income)	0.01	0.02
g	Turnover Ratio (Net Surplus/Operating income)	0.01	0.02
2	Operating Ratio		
a	Operating Expenditure	422.12	415.82
b	Operating Income	946.88	916.63
c	Operating Ratio (2a/2b) %	44.58	45.36
3	Ratio of Cost of Earnings (activity-wise)		
	(percentage of Cost to Earnings)		
a	Cargo Handling and Storage	0.13	0.14
b	Port and Dock Facilities for Shipping	0.51	0.49
c	Railway Workings		-
d	Rentable Lands and Buildings	0.18	0.18
A	Direct Cost (excl Depn & Over heads)		
a	Cargo Handling and Storage	37.78	42.15
b	Port and Dock Facilities for Shipping	228.50	213.95
c	Railway Workings		
d	Rentable Lands and Buildings	24.71	21.87
B	Total Cost (incl Depn & Over heads)		
a	Cargo Handling and Storage	43.10	47.95
b	Port and Dock Facilities for Shipping	234.73	220.09
c	Railway Workings		
d	Rentable Lands and Buildings	26.58	23.57

STATEMENT- 40 CAPITAL EXPENDITURE ON PLAN AND NON-PLAN SCHEMES

Port:COCHIN PORT AUTHORITY

Year: 2024-25 (As on March 2025)
(Rs in Cr)

Sl. No.	Description	Approved outlay 2024-25	Current year 2024-25			Total
			Internal Resources	Budgetary Support	Others (specify)	
1	2	3	4	5	6	7
1	Providing shore supply arrangements at Q8-Q9 berth for cruise and other large vessels	0.01	-	-	-	-
2	Replacement of old DG set at NPH with new 500KVA DG set with AMF panel etc	0.50	0.75	-	-	0.75
3	Procurement of new Fire tender against two condemned foam tenders	1.40	1.13	-	-	1.13
4	Implementation of system infrastructure work under Revamped Distribution Sector Scheme (RDSS)	0.25	-	-	-	-
5	Upgradation & Modernisation of CFH	45.00	-	47.74	-	47.74
6	Renovation of Q6 shed	0.10	-	-	-	-
7	Resurfacing KPK Menon Road & other roads	1.75	1.93	-	-	1.93
8	Renovation of Q5, Q6, Q7 berths and levelling the back up area at Ernakulam Wharf	0.25	-	-	-	-
9	Consultancy Services for Upgradation of Fire Fighting Facilities	0.30	-	-	-	-
10	Procurement of fire extinguishers as against the condemned old Extinguishers	0.03	0.02	-	-	0.02
11	Replacement of Old LT Panels/feeder panels etc. at substations and feeder points.	0.50	0.37	-	-	0.37
12	Revamping/Retrofitting of MHC	0.10	-	-	-	-
13	Providing light poles/high mast with LED fittings at EW back Side of Q9 berth , Q9 SS stacking yard areas.	0.15	-	-	-	-

14	Providing NEW CCTV surveillance systems and AMC	0.75	-	-	-	-	-
15	Improvement to IT Infrastructure	1.15	0.74	-	-	-	0.74
16	Development of Ro-Ro facility at Cochin Port	3.72	-	2.52	-	-	2.52
17	Land Acquisition for direct Road Connectivity	2.70	0.66	-	1.98	-	2.64
18	Feasibility Studies	1.00	0.20	-	-	-	0.20
19	Procurement of Motor Bike against condemned Bike for Fire service	0.02	-	-	-	-	-
20	Procurement of Branches & Nozzles for Fire Service	0.03	-	-	-	-	-
21	Purchase of 1 No. Innova Crysta	0.32	0.34	-	-	-	0.34
22	Purchase of 4 Nos. Mahindra Camper vehicle	0.40	0.40	-	-	-	0.40
23	Purchase of 2 Nos. Innova Crysta	0.40	-	-	-	-	-
24	Purchase of 13 Nos Sedan Cars for Senior Management Team	1.01	-	-	-	-	-
25	Renovation of Guest House & Annex	0.86	0.02	-	-	-	0.02
26	Remodelling of New AD Block	0.75	-	-	-	-	-
27	Consultancy Services for Re-modelling of office work spaces in the New Administrative Block	0.09	-	-	-	-	-
28	Painting of New Administrative Block	0.72	-	-	-	-	-
29	Renovation of Toilets in the New Administrative Building	0.50	-	-	-	-	-
30	Replacing damaged roof & false ceiling of VTMS at New Administrative building	0.15	-	-	-	-	-
31	Painting works to COT building & facilities	0.10	-	-	-	-	-
32	Replacing AC/GI waterpipelines with DI pipes in W/Island	0.25	-	-	-	-	-
33	Cruise Terminal 'Sagarika' at Ernakulam Wharf AHU shifting and NEW AC units	0.25	0.13	-	-	-	0.13
34	NAB Electrical Renovation works	0.01	-	-	-	-	-
35	Buildings taken over from lessees	-	2.21	-	-	-	2.21
Total		65.52	8.89	50.26	1.98	61.13	



PART 3

THE ANNUAL ACCOUNTS OF

THE COCHIN PORT AUTHORITY FOR 2024-25



INDEX

Annual Accounts

Page No.

Balance Sheet	113
---------------	-----

Profit & Loss Account	114
-----------------------	-----

Schedules to Balance Sheet:

	Reserves & Surplus	
Sch. I	Statutory Reserves	115
	Grants-In-Aid	
Sch. II	Loan Funds	
Sch. III	Capital Assets & Provision for Depreciation	116
Sch. IV	Investments	
Sch. V	Sundry Debtors	
Sch. VI	Cash & Bank Balance	117
Sch. VII	Loans & Advances	
Sch. VIII	Current Liabilities and Provisions	

Sub Schedules to Schedules to Balance Sheet:

Sub Sch. A	Funds & Statutory Reserves	118
Sub Sch. B	Grant-in-aid	119
Sub Sch. C	Bank balance & Cash on hand	120

Sub Schedules to Profit & Loss Account

Income

Sub Sch. D	Cargo Handling & Storage Charges	121
Sub Sch. E	Port & Dock Charges	
Sub Sch. F	Railway Earnings	
Sub Sch. G	Estate Rentals	

INDEX

Page No.

Expenditure

Sub Sch. H	Cargo Handling & Storage	
Sub Sch. I	Port & Dock facilities Including Pilotage	122
Sub Sch. J	Railway Workings	
Sub Sch. K	Rentable land and buildings	123
Sub Sch. L	Management & General Administration	
Sub Sch. M	Finance & Miscellaneous Income	124
Sub Sch. N	Finance & Miscellaneous Expenditure	

Additional Schedule to Profit & Loss Account

125 - 127

	Balance Sheet of Cochin Fisheries Harbour	128
	Income & Expenditure Account of C.F.H	129
Sch. IX	Receipts & Payments Account of C.F.H	130
	Notes to Annual Accounts	131 - 137

Annexures

Service Tax Matters Pending Before Various Authorities	138
GST Matters Pending Before Various Authorities	139
Arbitration and Legal Proceedings	140 - 143
Jetty Licence Fee Cases	144 - 146

BALANCE SHEET AS AT 31ST MARCH 2025

PARTICULARS		SCH	2024-25		2023-24	
			₹	₹	₹	₹
I	<u>SOURCE OF FUNDS</u>					
	RESERVES & SURPLUS	I				
a	Capital Reserve		877,076,282		877,076,282	
b	Funds		5,319,734	882,396,016	7,244,360	884,320,642
c	Statutory Reserves			281,769,922		281,769,922
d	Grants-in- aid			149,744,840		258,804,954
	LOAN FUNDS	II				
a	Government Loans		4,468,233,147		4,468,233,147	
b	Unsecured Loans		-	4,468,233,147	-	4,468,233,147
	Total			5,782,143,925		5,893,128,665
	COCHIN FISHERIES HARBOUR	IX		1,186,366		1,186,366
	GRAND TOTAL			5,783,330,291		5,894,315,031
II	<u>APPLICATION OF FUNDS</u>					
	FIXED/CAPITAL ASSETS	III				
	Gross Block		7,268,113,129		7,201,348,875	
	Less:Provision for Depreciation		3,912,238,370		3,744,695,080	
	Net Block			3,355,874,759		3,456,653,795
	Capital Work-in-Progress			28,844,431		6,769,976
	INVESTMENTS	IV		1,706,867,189		807,280,630
	CURRENT ASSETS, LOANS AND ADVANCES					
a	<u>Current Assets:</u>					
i	Interest accrued		64,762,786		86,580,299	
ii	Inventories		5,559,061		6,092,700	
iii	Sundry Debtors	V	684,229,442		676,619,289	
iv	Cash & Bank Balances	VI	3,991,388,123		3,666,437,530	
b	Loans & Advances	VII	1,593,944,390		1,430,087,092	
	Total		6,339,883,802		5,865,816,910	
	Less:Current Liabilities & Provisions	VIII	10,145,350,950		8,874,436,354	
	NET CURRENT ASSETS			-3,805,467,149		-3,008,619,444
c	Profit & Loss account			4,496,024,693		4,631,043,707
	TOTAL			5,782,143,925		5,893,128,665
	COCHIN FISHERIES HARBOUR	IX		1,186,366		1,186,366
	GRAND TOTAL			5,783,330,291		5,894,315,031

Sd/-
FINANCIAL ADVISER &
CHIEF ACCOUNTS OFFICER

Sd/-
CHAIRPERSON

PROFIT & LOSS ACCOUNT FOR THE YEAR ENDED 31st MARCH 2025

PARTICULARS	SUB SCH	2024-25	2023-24
		₹	₹
INCOME			
Cargo Handling & Storage charges	D	3,351,167,507	3,345,129,987
Port & Dock charges (including Pilotage fees)	E	4,617,546,613	4,501,686,510
Railway earnings	F	-	-
Estate Rentals	G	1,500,046,944	1,319,433,701
Total		9,468,761,064	9,166,250,198
LESS EXPENDITURE:			
Cargo handling and storage	H	430,983,796	479,472,565
Port & Dock facilities (including Pilotage)	I	2,347,253,079	2,200,926,832
Railway workings	J	-	-
Rentable lands and buildings	K	265,813,355	235,738,521
Management & General Administration (not directly attributed to particular activity)	L	1,177,117,002	1,242,087,164
Total		4,221,167,232	4,158,225,082
Operating Profit (+) / Loss (-)		5,247,593,831	5,008,025,116
Add: Finance & Misc. Income	M	518,533,484	478,055,200
Total		5,766,127,316	5,486,080,316
Less: Finance & Misc. Expenditure	N	5,631,108,302	5,297,617,904
Profit before Tax		135,019,014	188,462,411
Less: Provision for taxation			0
Profit after Tax		135,019,014	188,462,411
Less : Appropriations			
Capital Reserve		-	-
Statutory Reserve		-	114,488,127
Total			
Balance transferred to Revenue Reserve		135,019,014	73,974,285
COCHIN FISHERIES HARBOUR			
Income		33,752,905	33,111,678
Expenditure		35,031,153	34,803,888
Surplus (+) / Deficit (-)		-1,278,248	-1,692,209

Sd/-
FINANCIAL ADVISER &
CHIEF ACCOUNTS OFFICER

Sd/-
CHAIRPERSON

SCHEDULES TO BALANCE SHEET AS AT 31.03.2025

PARTICULARS	SCH	SUB SCH	2024-25	2023-24
			₹	₹
RESERVES & SURPLUS	I	A		
Capital Reserve			877,076,282	877,076,282
CPE (HBA) Family Benefit Fund			4,854,807	4,507,878
Employees Welfare Fund			464,777	2,585,424
Family Security Fund			150	151,058
Total			882,396,016	884,320,642
STATUTORY RESERVES	I	A		
Fund for Replacement, Rehabilitation and Modernisation of Capital Assets			155,629,961	155,629,961
Fund for Development, Repayment of Loans and Contingencies			126,139,961	126,139,961
Total			281,769,922	281,769,922
GRANTS- IN-AID	I	B		
Grant in Aid for Construction of a Subway/Flyover in front of International Container Transshipment Terminal(ICTT)			3,346,053	3,107,960
Grant-Rail Over Bridge			103,958,556	97,121,194
Grant in Aid for Procurement Of Pollution Responses(PR) equipment / materials			7,735,871	7,295,496
Grant in Aid - Implementation of projects under IPDS			-35,877	-35,877
Grant in Aid-Reconstruction of South Coal Berth			-64,981	-7,855,745
Grant in Aid-CFH			119,640,983	218,172,043
Grant in Aid-Ro Ro			3,786,285	-514,106
Total			238,366,891	317,290,964
Less: Interest to be repaid to Ministry disclosed under Current Liabilities			88,722,909	67,888,758
Less: Excess amount spent over Grant-in-Aid - receivable from Ministry disclosed under Current Assets			-100,858	-9,402,748
Total Grant			14,97,44,840	25,88,04,954
LOAN FUNDS				
A. LOAN FROM GOVERNMENT	II		4,46,82,33,147	4,46,82,33,147
Total			4,46,82,33,147	4,46,82,33,147

Sd/-
FINANCIAL ADVISER &
CHIEF ACCOUNTS OFFICER

SCHEDULE III

CAPITAL ASSET REGISTER AS ON 31.03.2025

SI No.	Assets	GROSS BLOCK			PROVISION FOR DEPRECIATION				NET BLOCK		
		As on 01-04-2024	Additions	Deletions	As on 31-03-2025	As on 01-04-2024	On Deletions	During the year	Total as on 31-03-2025	As on 31-03-2025	As on 01-04-2024
1	Land	514,916,218	0	0	514,916,218	0	0	0	0	514,916,218	514,916,218
2	Capital Dredging	843,961,873	0	0	843,961,873	224,574,311	0	8,453,940	233,028,251	610,933,622	619,387,562
3	Buildings, Sheds and other structures	784,165,218	22,146,011	1,542,955	804,768,274	471,934,678	798,347	22,608,801	493,745,131	311,023,142	312,230,540
4	Wharves, Roads and Boundaries	2,220,727,842	20,092,032	0	2,240,819,874	791,392,989	0	45,706,781	837,099,770	1,403,720,104	1,429,334,853
5	Floating Crafts	1,306,857,646	0	0	1,306,857,646	1,081,082,969	0	43,249,692	1,124,332,661	182,524,985	225,774,677
6	Docks, Sea Walls etc	216,924,628	0	0	216,924,628	184,243,839	0	5,438,707	189,682,546	27,242,082	32,680,789
7	Cranes & Vehicles	150,605,912	18,652,322	0	169,258,234	149,193,549	0	2,194,757	151,388,306	17,869,928	1,412,363
8	Plant and Machinery	408,384,894	7,416,844	0	415,801,737	315,283,649	0	13,319,795	328,603,444	87,198,294	93,101,245
9	Installations for water, electricity, Fire fighting & Telecommunication	706,501,751	0	0	706,501,751	479,605,519	0	27,069,690	506,675,209	199,826,542	226,896,232
10	Oil Pipeline Installations	38,325,308	0	0	38,325,308	37,859,885	0	46,542	37,906,427	418,881	465,423
11	Miscellaneous Assets	9,977,587	0	0	9,977,587	9,523,693	0	252,932	9,776,625	200,962	453,894
	TOTAL	7,201,348,875	68,307,209	1,542,955	7,268,113,129	3,744,695,080	798,347	168,341,637	3,912,238,370	3,355,874,759	3,456,653,795
	Capital Work in Progress	6,769,976	27,074,455	5,000,000	28,844,431	0	0	0	0	28,844,431	6,769,976
	GRAND TOTAL	7,208,118,851	95,381,664	6,542,955	7,296,957,560	3,744,695,080	798,347	168,341,637	3,912,238,370	3,384,719,190	3,463,423,771

Sd/-
**FINANCIAL ADVISER &
CHIEF ACCOUNTS OFFICER**

SCHEDULES TO BALANCE SHEET AS AT 31.03.2025

PARTICULARS		SCH	SUB SCH	2024-25 ₹	2023-24 ₹
INVESTMENTS		IV			
A	Long Term Investments				
1	Investment in shares of M/s Cochin Bridge Infrastructure Co Ltd (1,50,000 equity shares of Rs 10 each)			1,500,000	1,500,000
2	Long term Fixed Deposits :-				
	(i) Against Statutory Reserves			280,000,000	280,000,000
	(ii) Others			1,425,367,189	525,780,630
	Total			1,706,867,189	807,280,630
SUNDRY DEBTORS		V			
	Government Dues - Less than 6 months			113,216,795	159,637,149
	- More than 6 month			92,847,325	79,177,447
	Non Government Dues - Less than 6 months			229,217,166	205,647,931
	- More than 6 month			355,415,503	338,624,109
				790,696,789	783,086,635
	Less: Provision for doubtful debts			106,467,347	106,467,347
	Total			684,229,442	676,619,289
CASH & BANK BALANCES					
	Cash on Hand	VI	C	14,268	87,454
	Bank Balance :				
	Current Accounts			44,102,578	17,186,828
	Savings Account			798,533,545	185,083,216
	Short Term Fixed Deposits			3,148,125,579	3,463,702,320
	Cash Card			612,153	377,712
	Total			3,991,388,123	3,666,437,530
LOANS AND ADVANCES (Recoverable in Cash or in kind or for Value to be Received)		VII			
	Payment in Advance and Debit Balance			1,418,987,586	1,383,474,081
	Deposits			47,632,333	37,210,263
	Add: Excess amount spent over Grant-in-Aid receivable from Ministry			100,858	9,402,748
	Add: Debit balance in party regrouped under Current Assets			127,223,613	-
	Total			1,593,944,390	1,430,087,092
CURRENT LIABILITIES & PROVISIONS		VIII			
	Current Liabilities				
	General Provident Fund			61,92,90,110	63,25,98,390
	Salaries & Wages payable			40,46,16,406	32,34,30,841
	Accrued expenses			93,77,48,554	93,74,91,802
	Misc. Creditors & Credit Balance			4,42,47,37,527	3,42,67,92,973
	Deposits from Merchants, Contractors & Others			3,75,89,58,353	3,55,41,22,348
	Total			10,14,53,50,950	8,87,44,36,354

Sd/-
FINANCIAL ADVISER &
CHIEF ACCOUNTS OFFICER

SUB SCHEDULE - A

DETAILS OF FUNDS & STATUTORY RESERVES AS ON 31.03.2025

G/L CODE	Capital Reserve	Revenue Reserves				Statutory Reserves	
		General Reserve	House Building Advance - FBF	Employees Welfare Fund	Family Security Fund	Reserve for Replacement, Rehabilitation & modernisation of Capital Assets	Reserve for Development Repayment of loans and Contingencies
	110000	110300 & 110301	110100	110101	110102	110200	110201
	₹	₹	₹	₹	₹	₹	₹
Balance as on 1 st April 2024	877,076,282	-4,631,043,707	4,507,878	2,585,424	151,058	155,629,961	126,139,961
Add:			8,238	-	365,000	-	-
Contribution from GRF	-	-					
Contribution from employees	-	-	23,132	-	89,857	-	-
Contribution from revenue account	-	135,019,014		-	-	-	-
Interest on investments	-		147,568	-	-	-	-
Total	877,076,282	-4,496,024,693	4,686,816	2,585,424	605,915	155,629,961	126,139,961
Less: Expenditure/Adjustments from Fund	-	-	7,478	2,120,647	605,765	-	-
Balance as at 31 st March 2025	877,076,282	-4,496,024,693	4,679,338	464,777	150	155,629,961	126,139,961

Sd/-
FINANCIAL ADVISER &
CHIEF ACCOUNTS OFFICER

SUB SCHEDULE - B

GRANT-IN-AID

Sl. No.	Name of work	GL	Amount sanctioned	Grant Received					Expense Incurred										Balance	
				Prior to 2020-21	2020-21	2021-22	2022-23	2023-24	2024-25	Interest accrued	Total	Prior to 2020-21	2020-21	2021-22	2022-23	2023-24	2024-25	Interest repaid to CWIP		Total
1	ASIDE grant for Barge Berth	110004	15.00	8.38	-	-	-	-	-	1.40	13.89	18.08	-	-	-	-	-	-7.60	13.89	-0.00
2	ASIDE grant for CFS		4.04	4.04	-	-	-	-	-	0.07		3.41	-	-	-	-	-			
3	Development of Walkway (Phase I, II, III)	110005	9.01	8.74	-	1.06	-	-	-	0.37	10.17	9.30	0.50	-	-	-	0.37	-	10.17	0.00
4	Creation of Additional tourism facility-Walkway	110017	4.66	2.33	1.40	0.93	-	-	-	0.14	4.80	3.21	1.37	0.13	-0.05	-	0.14	-	4.80	0.00
5	Subway-Vallarpadam	110007	30.00	29.76	-	-	-	-	-	1.37	31.13	27.46	0.16	-	3.17	-	-	-	30.79	0.34
6	Rail Over Bridge-Vallarpadam	110015	409.83	409.83	-	-	-	-	-	3.38	413.21	402.82	-	-	-	-	-	-	402.82	10.39
7	R&D Studies on Siltation	110008	5.37	5.36	-	0.10	-	-	-	0.24	5.70	5.70	-	-	-	-	-	-	5.70	0.00
8	Refurbishment of Coastal Liquid Terminal	110010	14.96	14.45	-	-	-	-	-	0.54	14.99	14.45	-	-	-	-	0.54	-	14.99	-0.00
9	Procurement of Pollution Response Equipment	110011	5.23	2.61	-	-	-	-	-	0.52	3.13	1.99	-	-	0.01	-	0.36	-	2.36	0.77
10	IPDS	110012	3.26	1.18	1.75	0.05	-	-	-	-	2.98	2.38	0.83	-0.23	-	-	0.00	-	2.98	0.00
11	Swach Bharat	110013	6.61	6.61	-	-	-	-	-	0.29	6.90	6.61	-	-	-	-	0.29	-	6.90	0.00
12	Upgradation of berth and backup area of Ekm. Wharf (Cruise Terminal at Ekm Wharf)	110014	21.41	17.12	4.28	-	-	-	-	0.69	22.09	17.20	5.40	-1.20	-	-	0.69	-	22.09	0.00
13	Developing infrastructure for cruise terminal(Samudrika)	110016	1.21	0.76	0.20	-	0.18	-	-	0.03	1.17	0.91	0.09	0.14	-	-	0.03	-	1.17	0.00
14	Additional Infrastructure- Cruise Terminal	110018	10.30	5.15	3.08	-	-	0.66	-	0.14	9.03	1.32	3.90	3.67	-	-	0.14	-	9.03	0.00
15	Reconstruction of South Coal Berth	110019	8.85	-	4.43	-	3.54	-	0.89	0.10	8.96	-	-	4.82	4.04	-	0.11	-	8.97	-0.01
16	Modernization & Up-gradation of CFH-Fisheries	110020	50.00	-	-	25.00	-	-	-	3.86	28.86	-	-	-	0.02	5.69	19.29	-	25.00	3.86
17	Modernization & Up-gradation of CFH-Sagarmala	110020	50.00	-	-	-	-	-	36.55	-	36.55	-	-	-	-	-	28.45	-	28.45	8.10
18	Development of Ro-Ro propelyne handling	110021	10.56	-	-	-	3.66	5.23	2.95	-	11.84	-	-	-	2.68	6.26	2.52	-	11.46	0.38
Total			660.30	516.32	15.14	27.14	7.38	5.89	40.39	13.15	625.41	514.84	12.25	7.33	9.87	11.95	50.37	2.57	-7.60	601.58
																				23.83

Sd/-
FINANCIAL ADVISER &
CHIEF ACCOUNTS OFFICER

SUB SCHEDULE - C

BALANCE AT BANKS AND CASH ON HAND AS ON 31.03.2025

	PARTICULARS	₹	₹
	Cash on hand		14,268
	Cash Card		612,153
	Current Account with Nationalised and Scheduled Banks		44,102,578
	Savings Account with Nationalised and Scheduled Banks		798,533,545
	Fixed Deposits with Banks:		
	General Reserve Fund	754,200,000	
	Deposits	1,642,877,534	
	Grants	153,648,045	
	Total Deposits		2,550,725,579
	General Provident Fund		592,900,000
	HBA FBF Investments		4,500,000
	TOTAL		3,991,388,123
	Balance with Scheduled Banks		3,991,373,855
	Balance with Non Scheduled Banks		NIL

Sd/-
FINANCIAL ADVISER &
CHIEF ACCOUNTS OFFICER

SUB - SCHEDULES TO PROFIT & LOSS ACCOUNT FOR THE YEAR ENDED 31.03.2025

INCOME		
	2024-25	2023-24
	₹	₹
<u>SUB-SCHEDULE - D</u>		
<u>Cargo handling & Storage charges</u>		
Handling & Storages charges on general cargo	282,773,919	334,612,290
Cranage	276,269	859,594
Petroleum, Oil and lubricants handling charges	1,279,657,915	1,312,723,054
Demurrage on general cargo	10,659,570	9,095,447
Handling and Storage Charges on Containers	2,781,916	1,444,476
Miscellaneous charges - Cargo	18,183,194	20,192,184
Revenue share from ICTT	1,524,868,886	1,416,070,496
Waterfront Royalty- LNG Basin	229,447,278	247,066,533
Royalty for Stevedoring & Shore handling	2,518,560	3,065,913
Total	3,351,167,507	3,345,129,987
<u>SUB-SCHEDULE - E</u>		
<u>Port & Dock Charges</u>		
Towage and Mooring fees	469,869,677	484,407,808
Berth Hire charges	357,804,765	359,351,621
Port dues	1,250,459,960	1,188,294,133
Pilotage Fees	2,354,592,784	2,303,346,785
Water supply to shipping	15,201,036	12,506,109
Miscellaneous charges - Vessel	30,574,773	32,597,676
Income from Dredging Services	86,784,179	90,643,335
Income from Cruise Vessel including Maritime Service Charges	52,259,439	30,539,043
Total	4,617,546,613	4,501,686,510
<u>SUB-SCHEDULE - F</u>		
Railway earnings	-	-
<u>SUB-SCHEDULE - G</u>		
<u>Estate Rentals</u>		
Rent from land	821,622,600	773,204,446
Rent from buildings, sheds & godowns	128,599,901	110,501,782
Miscellaneous Income	502,136,944	411,382,184
Sundry Income	47,687,499	24,345,289
Total	1,500,046,944	1,319,433,701

Sd/-
FINANCIAL ADVISER &
CHIEF ACCOUNTS OFFICER

SUB - SCHEDULES TO PROFIT & LOSS ACCOUNT FOR THE YEAR ENDED 31.03.2025

EXPENDITURE		
	2024-25	2023-24
	₹	₹
<u>SUB-SCHEDULE - H</u>		
<u>Cargo handling & Storage</u>		
Handling & Storage of general cargo at sheds & wharves	258,895,016	307,093,484
Handling & Storage of containers	1,054,942	1,792,590
Operation & maintenance of crane	11,209,404	10,794,906
Handling of Petroleum, Oil & Lubricants	82,671,135	78,949,268
Expenditure on general facilities at wharves & boundaries	2,866,564	3,190,149
Administration and General expenses	74,286,735	77,652,168
New Minor works	-	-
Total	430,983,796	479,472,565
<u>SUB-SCHEDULE - I</u>		
<u>Port & Dock facilities including Pilotage</u>		
Towing, Berthing and Mooring	232,629,114	197,030,947
Pilotage	66,712,863	77,351,113
Water supply to shipping	4,303,737	2,607,363
Fire fighting	99,309,514	96,491,477
Dredging and Marine survey	1,431,862,720	1,338,992,555
Harbour Patrolling	15,182,601	9,659,008
Operation & Mtnc. of Navigational aids	33,850,291	38,434,447
Administration and general expenses	463,395,023	440,355,718
New Minor works	7,216	4,203
Total	2,347,253,079	2,200,926,832
<u>SUB-SCHEDULE - J</u>		
<u>Railway workings</u>		
Maintenance of station, other Buildings and structures	-	-

Sd/-
FINANCIAL ADVISER &
CHIEF ACCOUNTS OFFICER

SUB - SCHEDULES TO PROFIT & LOSS ACCOUNT FOR THE YEAR ENDED 31.03.2025

EXPENDITURE		
	2024-25	2023-24
	₹	₹
<u>SUB-SCHEDULE - K</u>		
<u>Rentable land and buildings</u>		
Estate maintenance	19,64,50,981	15,19,90,915
Administration & General expenses	6,93,62,374	8,37,47,606
Total	26,58,13,355	23,57,38,521
<u>SUB-SCHEDULE - L</u>		
<u>Management & General Administration</u>		
Management & Secretariat expenses	31,39,71,663	32,58,14,494
Medical expenses	11,22,24,326	12,57,53,707
Stores keeping	1,93,13,253	2,29,40,075
Accounting and Auditing	24,83,50,527	30,66,87,323
Head office building & telephones	78,12,270	69,93,665
Engineering & workshop administration	12,98,27,285	13,45,78,110
Overhead and sundry expenses	34,56,17,678	31,93,19,790
Total	1,17,71,17,002	1,24,20,87,164

Sd/-
FINANCIAL ADVISER &
CHIEF ACCOUNTS OFFICER

GL CODE	Description	2024-25	2023-24
		₹	₹
	<u>SUB-SCHEDULE - M</u>		
	<u>Finance & Miscellaneous Income</u>		
540000	Sundry Receipts	15,52,27,174	13,45,78,412
540001	Profit/Loss on disposal of Capital Assets	7,98,347	39,87,107
540004	Recovery of Insurance Claim on Capital	21,91,660	-
540005	Interest Income	25,54,33,344	22,09,95,826
540006	<u>Sale of Unserviceable Strores</u>	32,50,708	1,02,89,323
540007	Hire of Motor Lorry & Sundry Plants	3,93,599	34,199
540008	Charges for Project Management Services	9,81,44,196	9,19,91,064
540009	Items Relating to Previous Year	20,91,073	1,44,99,564
540010	Medical Scheme for Pensioners	84,894	54,629
540011	Medical Treatment to Non-Entitled Persons	1,96,167	1,66,208
540012	Premium for lease of land	7,22,322	14,58,868
	Total	51,85,33,484	47,80,55,200
	<u>SUB-SCHEDULE - N</u>		
	<u>Finance & Miscellaneous Expenditure</u>		
670002	Bank Charges	3,78,922	3,68,606
670006	Contribution to Employees Welfare Fund	-	5,00,000
670007	Contribution to Family Security Fund	3,65,000	7,01,518
670008	Contribution to Pension Fund Trust including Pension Payments	4,92,18,76,392	4,66,85,80,864
670009	Items Relating to Previous Years	78,64,560	9,79,929
670010	Contribution to CPTe HBA FBF	8,238	12,150
670012	Contribution to CPE New Pension Scheme	2,18,09,984	2,22,12,612
670014	Contribution to Gratuity Fund Trust including Gratuity Payments	66,76,45,583	59,82,25,991
670023	Interest on Electricity Deposit	50,62,071	37,99,493
670027	Expense on Feasibility and R&D Studies	4,43,680	4,86,920
670031	Corporate Social Responsibility scheme	56,53,872	17,49,821
	Total	5,63,11,08,302	5,29,76,17,904

Sd/-
FINANCIAL ADVISER &
CHIEF ACCOUNTS OFFICER

ADDITIONAL SCHEDULE TO PROFIT & LOSS ACCOUNT FOR THE YEAR ENDED 31-03-2025

OPERATING EXPENDITURE

GL CODE	Description	2024-25	2023-24
		₹	₹
	<u>SALARIES & WAGES:</u>		
600000	<u>Salaries & Wages (General)</u>	22,62,60,847	25,57,55,834
600002	PLR	1,06,91,000	1,21,14,000
600003	Overtime	2,89,97,612	2,18,39,987
600004	Incentive	14,31,718	19,74,428
600005	Honararium	1,11,386	12,89,424
600006	Leave Encashment	9,58,39,296	14,24,60,597
600007	Salaries & Wages (Operational)	62,76,88,376	68,93,47,435
600008	Salaries & Wages (R&M)	29,88,67,403	34,41,21,609
600010	Leave Travel Concession	8,21,828	8,00,228
600011	Staff Amenities & Welfare Measures	25,129	15,400
600012	Employers ESI contribution	2,39,885	3,92,111
600013	Employers EPF contribution	30,06,384	32,10,963
640000	Salaries (Port Security)	40,71,502	46,14,975
650000	Salaries & Wages-Medical	8,52,82,063	9,37,92,985
	TOTAL (A)	1,38,33,34,429	1,57,17,29,976
	STORES		
610000	Stores-General	12,73,227	6,70,849
610001	Stores-Uniform	2,09,240	7,52,544
610002	Stores-Operational	1,00,16,289	1,21,55,974
610003	Stores-Fuel	25,08,69,578	25,12,71,192
610004	Stores -R&M	1,52,06,546	1,34,72,706
	TOTAL (B)	27,75,74,880	27,83,23,265
	OFFICE & ADMINISTRATIVE EXPENSES		
620000	Consumption Stores-Stationery	1,78,631	2,31,759
620001	Books & Periodicals	84,087	2,338
620002	Travelling Expense	56,12,456	43,11,994
620004	Courier charges	1,18,291	1,11,838
620005	Licence fees & Royalty	10,81,338	29,14,062
620006	Equipment & Furniture	20,67,519	12,17,383

GL CODE	Description	2024-25	2023-24
		₹	₹
620010	Miscellaneous Expenses	89,66,011	1,04,68,168
620011	New Minor Works	7,65,717	5,44,954
620013	Entertainment	27,14,146	47,07,732
620014	Training Programme	9,95,817	11,03,596
620015	Sports & Games	4,88,810	6,23,043
620016	Legal Charges	48,48,195	54,56,953
620017	Printing Charges	4,46,800	9,13,052
620018	Office Machine hire & service charges	-	5,636
620019	Publicity & Advertisement	77,00,986	13,27,148
620020	Audit & Accounting	89,91,789	91,98,526
620021	Rent, Rates & Taxes	1,63,39,889	48,85,325
620022	Telephones	12,56,488	11,95,686
620023	Subscription	2,09,347	1,84,254
620024	Donations & Contribution	-	2,00,000
620025	IPA Share Contribution	1,98,85,066	2,18,57,438
620026	Marketing expense	5,06,152	9,93,513
	TOTAL (C)	8,32,57,535	7,24,54,398
	OPERATION & MAINTENANCE EXPENSES		
630000	R&M arranged through Contract-Roads	81,70,776	51,54,034
630001	R&M arranged through Contract-Buildings	1,03,34,392	62,55,487
630002	R&M arranged through Contract-Plant & Equipments	1,19,64,154	49,73,791
630004	Dry Docking of Floating Crafts	8,47,82,934	2,23,96,811
630005	Special R&M arranged through Contract-Roads	3,33,703	64,78,990
630006	Special R&M arranged through Contract-Buildings	96,13,512	98,99,609
630007	Special R&M arranged thru Contract-Plant & Equipments	1,06,13,420	91,98,170
630008	Hire of Vehicles & Transport Charges	1,35,60,295	1,52,80,428
630009	Water Charges	4,99,36,813	4,86,11,220
630012	Electricity Charges	36,94,55,021	28,66,69,080
630013	Hire of Boats, Tugs & Launches	22,30,68,338	22,27,27,709
630015	Maintenance Dredging	1,30,42,68,397	1,22,27,55,406
630016	Sundry Expense	3,54,04,144	3,32,16,697
630017	Insurance	87,53,757	55,87,669
630018	Self Consumption-Electricity	1,60,87,500	1,69,22,267
630019	Solar Energy charges	45,401	-
	TOTAL (D)	2,15,63,92,557	1,91,61,27,366

GL CODE	Description	2024-25	2023-24
		₹	₹
	<u>SECURITY EXPENSES</u>		
640001	Hire of Boats for Patrolling	44,60,747	38,38,572
640002	I S P S	1,10,000	1,00,000
640004	CISF-Deployment Charges	10,91,00,912	10,81,45,701
640005	SEZ - Cost Recovery	19,27,390	19,90,445
640006	Private Security Charges	86,75,052	87,01,785
	TOTAL (E)	12,42,74,101	12,27,76,503
	<u>MEDICAL EXPENSES</u>		
650001	Stipend, Fees & Honorarium to Specialists	21,71,220	21,16,547
650002	Stores-Medical	1,76,58,861	2,03,97,136
650003	Provisions-Medical	1,60,308	1,52,403
650004	Hospital Equipment	92,521	1,03,454
650005	Medical Expenses	15,16,179	18,70,011
650006	Charges paid to Outside Hospitals	61,51,560	45,65,900
650007	Med Treat.-Pensioner	2,41,442	99,748
	TOTAL (F)	2,79,92,091	2,93,05,199
	<u>DEPRECIATION</u>		
	Depreciation for the year	16,69,32,084	16,66,65,138
670021	Prior Period Depreciation	14,09,553	8,43,234
	TOTAL (G)	16,83,41,637	16,75,08,372
	GRAND TOTAL (A) TO (G)	4,22,11,67,231	4,15,82,25,080

Sd/-
FINANCIAL ADVISER &
CHIEF ACCOUNTS OFFICER

SCHEDULE - IX

COCHIN FISHERIES HARBOUR

BALANCE SHEET AS ON 31ST MARCH 2025

(Amount in ₹)

PARTICULARS		2024-25		2023-24	
A	<u>SOURCES OF FUNDS</u>				
	Grant in aid received from GOI	191,032,261		191,032,261	
	Less : Grant utilised	189,845,895	1,186,366	189,845,895	1,186,366
	TOTAL		1,186,366		1,186,366
B	<u>APPLICATION OF FUNDS</u>				
	Fixed Assets				
	Gross Block	189,853,794		189,855,188	
	Work in Progress	0		0	
		189,853,794		189,855,188	
	Less : Grant received	189,845,895	7,899	189,845,895	9,293
	Current Assets, Loans and Advances				
	a. Current Assets:				
	(i) Interest accrued on investments	1,396,426		1,197,465	
	(ii) Sundry Debtors	19,483,978		15,699,985	
	(iii) Cash & Bank Balances	45,030,561		46,122,398	
	b. Loans & Advances	353,588		353,588	
	TOTAL	66,264,554		63,373,437	
	Less: Current Liabilities & Provisions	97,986,374		93,818,404	
	NET CURRENT ASSETS		-31,721,820		-30,444,967
	Profit & Loss Account		32,900,287		31,622,039
	(Accumulated Deficit)				
	TOTAL		1,186,366		1,186,366

Sd/-
FINANCIAL ADVISER &
CHIEF ACCOUNTS OFFICER

SCHEDULE - IX

COCHIN FISHERIES HARBOUR

INCOME & EXPENDITURE ACCOUNT FOR THE YEAR ENDED 31.03.2025

(Amount in ₹)

Expenditure	Amount 2024-25	Amount 2023-24	Income	Amount 2024-25	Amount 2023-24
Salary & Other Benefits	20,921,249	19,800,835	Toll Collection	6,749,958	7,661,968
Electricity Charges	2,381,433	2,154,674	Electricity Charges	2,699,334	2,013,723
Security Charges	5,078,949	5,020,395	Fish out - handling Charges	4,491,097	4,438,800
Water Charges	1,800,390	1,960,316	Lease Rent on Land	7,396,629	7,444,402
Repairs & Maintenance	1,826,939	2,947,464	Building and Ground Rent	4,163,652	4,114,624
Professional Charges	528,750	504,000	Misc. Receipts	1,608,438	1,320,523
Printing and Stationary	34,009	58,994	Lease of Slipway	2,217,786	2,174,298
Sundry Expenses	103,227	108,891	Water Charges	911,900	731,511
Travelling Expenses	34,234	39,895	Licensing and License Fee	941,259	850,570
Telephone Charges	18,799	17,985	Fish Landing Charges	-	50,305
Depreciation	1,394	1,640	Bank Interest	2,506,496	2,230,446
Provision for Retirement Benefits	2,301,337	2,178,092	Enrolment of Fishing Crafts	66,356	80,509
Bank Charges	443	10,706	Net Deficit	1,278,248	1,692,209
	35,031,153	34,803,888		35,031,153	34,803,888

Sd/-
FINANCIAL ADVISER &
CHIEF ACCOUNTS OFFICER

SCHEDULE - IX

COCHIN FISHERIES HARBOUR

RECEIPTS & PAYMENTS ACCOUNT FOR THE YEAR ENDED 31.03.2025

(Amount in ₹)

Receipts	" Amount 2024-25 "	" Amount 2023-24 "	Payments	" Amount 2024-25 "	" Amount 2023-24 "
Opening Cash in Hand	1,23,955	1,23,528	Salary & other benefits	2,07,26,787	2,14,50,912
Opening Cash at Bank	4,59,98,443	4,78,47,046	Travelling Expenses	36,362	55,854
Enrolment of Fishing Crafts	64,407	80,509	Printing And Stationary	39,450	46,307
Fish Landing Charges	-	50,305	Repairs & Maintenance	6,30,040	8,31,986
Fish Out - Handling Charges	44,91,097	44,38,800	Telephone Charges	18,799	17,985
Toll Collection	67,49,958	73,36,558	Electricity Charges	23,81,433	21,54,674
Bank Interest	23,02,866	19,23,858	Water Charges	18,00,390	19,60,316
GST Collection	50,97,167	22,25,336	Cheque Charges	443	11,709
Other Operating Revenue Receipts	1,83,93,909	2,04,85,033	Sundry Expenses	29,282	82,569
			Professional Charges	6,11,547	5,89,680
			Security Charges	53,48,253	66,21,842
			TDS Liability Paid	2,61,494	2,58,508
			Software Renewal Charges	15930	-
			Medical Allowances	37764	-
			Tender Processing Fee	18360	-
			EMD Deposit	38624	-
			Office expenses	76,844	93,921
			GST Paid	61,19,439	42,12,312
			Closing Cash Balance	23,19,066	1,23,955
			Closing Bank Balance	4,27,11,495	4,59,98,443
	8,32,21,802	8,45,10,973		8,32,21,802	8,45,10,973

Sd/-
FINANCIAL ADVISER &
CHIEF ACCOUNTS OFFICER

NOTES TO ANNUAL ACCOUNTS 2024-25

SIGNIFICANT ACCOUNTING POLICIES

1. Income and expenditure are accounted based on mercantile system of accounting.
2. While accounting income, the principle of conservatism has been followed.
3. Fixed assets and inventory are accounted on historical cost method.
4. Depreciation is provided in the accounts on straight-line basis, assuming the value of the asset at the end of lifespan as ₹1/-. Life span of the asset is fixed based on the guidelines issued by the Govt. of India from time to time. Depreciation is charged proportionately from the date of capitalization.
5. Long term investments are valued at cost. Current investments are valued at cost or fair value whichever is less.
6. Upfront payment received on lease of land is spread over equally to the period of lease.
7. Premium on lease of land is treated as the income in the year of receipt under Finance and Miscellaneous Income.
8. Prior period items, i.e., income or expense which arise in the current financial year as a result of errors or omissions in the preparation of financial statements or due to revision of bills or claims of one or more prior periods are included under Finance & Miscellaneous Income or Finance & Miscellaneous Expenditure.
9. Income received out of investments from various funds is credited to the respective funds.
10. Contingent liabilities are disclosed in the "Other Notes" to accounts.
11. Grant in Aid received related to specific fixed assets are presented in the Balance Sheet by showing the grant as a deduction from the gross value of the assets concerned in arriving at their book value.
12. Revenue on Cargo and Vessel Related Services are recognized based on actual utilization of service. Revenue from estate is recognized on time basis.
13. All new works or additions/alterations to the existing works or all new plant or equipment or craft or replacement of the plant or equipment or craft estimated to cost not more than ₹1 lakh are charged to revenue. Expenditure on assets with an expected life of not exceeding five years are charged to revenue as New Minor Works.
14. Accounting treatment of building taken over from lessee shall be as follows:
CASE I: When Building is taken over from a lessee with or without any cost and subsequently given on rental with or without lease or used for own use, such building will be capitalized in the books of accounts at ₹1 or at applicable agreeable/ depreciated cost as on the date of taking over.
CASE II: When Building is taken over from a lessee (the possession of which with Cochin Port is transitory in nature) and is to be given on lease along with land to the new lessee with the cost of the building, then the amount received from new lessee will be given to old lessee after adjusting the dues if any to the Port. In this case Building/Asset will not be capitalized in the books of accounts but the details of taken over building not yet leased out at year end will be disclosed in the Notes on Accounts forming part of annual accounts.
In the situation where the building is transferred at zero value by the old lessee to Port but the new lessee has paid the value of building after auction, such paid value will be treated as the Finance & Miscellaneous income of the Port.
15. Capital profit resulted on sale of fixed assets over and above the original cost will be transferred to Capital Reserve.

NOTES TO ACCOUNTS FOR THE FINANCIAL YEAR 2024-25

1. Performance of the Port

Cochin Port Authority handled 37.75 MMT of cargo during 2024-25 as against 36.32 MMT during 2023-24. During 2024-25, number of vessels cleared from the Port is 1672 as against 1730 vessels during 2023-24. Port handled 8,34,665 TEUs of containers in 2024-25 as against 7,54,237 TEUs in 2023-24.

2. Grant in Aid:

- The Grant in Aid received, from various Ministries, are parked as fixed Deposits with Nationalised banks and encashed based on the requirement. The interest received from such investments is credited to the respective Grants.
- Status of Grants as on 31.03.2025 is as follows:

Particulars	Amount (₹ in Crore)
Balance of Grants as on 01.04.2024	25.88
Less: excess expenditure incurred over grant receivable from Ministry as on 31.03.2025	0.94
Add: Interest earned as on 31.03.2025 repayable to Ministry	6.79
Add: Grant received during the year for various Projects	40.39
Add: Interest earned during 2024-25	2.08
Less Expenditure incurred during 2024-25	50.37
Less: Interest earned as on 31.03.2025 repayable to Ministry regrouped under current liabilities	8.87
Add: Grant receivable from ministry regrouped under Loans and advances	0.01
Balance Grant as on 31.03.2025	14.97

3. Loans availed from Government of India

The final liability of GOI loan as on 31.03.2016 as approved by Cabinet Committee on Economic Affairs (CCEA) is ₹558.53 crore. As committed, Port had been paid the first and second installments of ₹55.85 crore each in March 2019 & March 2020. Further, CCEA approved the proposal of CoPA for granting Moratorium for repayment of loan for 3 years (2020-21, 2021-22 and 2022-23) which was communicated by the Ministry

vide letter No PD-25021/4/2013-COPT(Pt.I) (e 316731) dated 06.07.2022, thereby rescheduling the balance frozen amount of ₹446.83 crore in 8 years commencing from 2023-24. Looking to the huge deficit in pension and gratuity fund, upcoming liability towards wage revision of Class III & IV employees and other financial commitments which are likely to add financial strain on port, a proposal has been submitted to the Ministry for the waiver of balance outstanding GOI loan. Since the waiver proposal is in progress, CoPA has not remitted the instalment falling due in FY 2023-24 and FY 2024-25.

4. Loan from Other Sources:

An amount of ₹2.64 crore was outstanding in the books of CoPA towards outstanding ADB/Dutch loan including interest thereon which was availed by the Port in 1990's. During the year 2018, Ministry informed the port that as per the records of the ministry, an amount of ₹ 0.36 crore is outstanding and directed the port to settle it. Accordingly, Port settled the dues with the approval of Board in 2018. Since, the port has settled the dues as per Ministry's record and since there is no further claim from the Ministry, the balance outstanding loan in the books of CoPA was written off with the approval of competent authority during FY 2023-24.

5. Compliance to Accounting Standards:

Consequent to enactment of the Major Port Authorities Act, 2021, accounting standards are applicable to Major Port Authorities. Hence, in order to ensure uniform framework of presentation of accounts and compliance to accounting standards, the Indian Port Association has engaged the Institute of Chartered Accountants of India (ICAI) for preparing a common framework, Contents, Form & Timeline of Placement of Annual Accounts of Major Ports in India which is under progress. Till a uniform guideline on common frame work is being issued with the approval of Ministry in this regard, Port shall continue the existing practice as decided by IPA Governing Body in its meeting held in March 2022.

6. Statutory Reserves:

As per Ministry's direction in 1976, two statutory reserves viz. Replacement, Rehabilitation and Modernisation of Capital Assets and Development, Repayment of Loans and Contingencies shall be created by transferring 3% each of the Capital Employed amount to these funds. Since there is no

capital employed as on 31.03.2025, no reserve is created during FY 2024-25.

7. Capitalisation:

Assets worth ₹6.83 crore have been capitalized during the year 2024-25 and the Capital Work in Progress as on 31.03.2025 amounts to ₹2.88 crore.

8. Capital Expenditure:

Capital Expenditure during the year 2024-25 is as follows:

Sl. No.	Particulars	Amount (` in Crore)
1	Out of Government Budgetary Support (GBS)	0.00
2	Out of Internal & Extra Budgetary Resources (IEBR)	
	a) Internal Resources	8.89
	b) Grant from various Ministries	50.26
	c) Other Agencies	1.98
Total Capital Expenditure		61.13

9. Provisions:

The expenditure on salaries for the year 2024-25 includes an additional provision of ₹8.34 crore towards wage revision of Class III & IV employees for the period 01.04.2024 to 31.12.2024. The wage revision arrear as on 31.03.2025, which is effective from 01.01.2022 amounts to Rs 38 crore.

10. Corporate Social Responsibility

As per the CSR Guidelines of Ministry of Shipping, Ports & Waterway, an amount of ₹56,53,872 has been provided for CSR. (3% of profit of ₹18,84,62,411 during 2023-24). The balance available under CSR Scheme as on 31.03.2025 is ₹71,05,467.

11. Tax matters

a) Income Tax

- I **Income Tax Assessments are completed till AY 2023-24**
- II During the year 2024-25, Income tax refund (including interest) to the tune of ₹15.80 crore were received for AY 2023-24 and ₹19.44 crore for AY 2022-23
- III Rectification petition filed by the Port for AY 2007-08 to consider excess application of income of the earlier Assessment Years as per the Order of Hon'ble ITAT which is pending with Jurisdictional Assessing Officer.
- IV No provision has been created for current

year tax due to unabsorbed depreciation brought forward from previous years.

b) Service Tax

No provision is considered for disputed 11 Nos. Service tax demands which are under appeal proceedings before various Authorities involving a financial implication of ₹16.101 crore on account of non-collection of service tax on services provided viz., Upfront payment of Estate Rentals, Royalty from M/s IGTPPL, Ineligible CENVAT Credit, Legal charges, Liquidated damages, etc., (Annexure I)

c) GST

No provision is considered for disputed GST demands amounting to Rs 6.33 crore on account of availing Input Tax Credit on construction of immovable property, mismatch in tax liability and ITC reported in GST returns etc. (Annexure II)

d) Deferred Tax

In terms of the Accounting Standard on accounting for taxes on Income AS-22, Deferred Tax Asset (net) has not been recognized in the accounts in the absence of virtual/reasonable certainty of future taxable profits.

12. Retirement Benefits:

- a. Port has created separate Trusts for Pension and Gratuity funds in 2008 with the approval of the Board in its meeting held on 06.03.2007. The accounts of these Trusts are prepared separately and audited by Chartered Accountant firm.

The actuarial valuation of Pension liability of employees on rolls as on 31.03.2025 is ₹657.71 crore as assessed by LIC of India. Similarly, valuation in respect of pensioners as on 31.03.2025 is ₹2,174.16 crore. Thus, the total actuarial valuation of pension liability is ₹2,831.87 crore. As against the actuarial valuation of ₹2,831.87 crore, the actual fund available in the Pension fund is ₹1,314.03 crore thus showing a shortfall of ₹1,517.84 crore. The contribution to Pension Fund Trust for the year 2024-25 is ₹492.19 crore which includes pension payment of ₹265.01 crore. As per the Board directions vide resolution No 106 dated 22.08.2015, the premium on the lease of land amounting to ₹0.07 crore is transferred to Pension Fund.

The shortfall liability will be made good in future considering the availability of surplus and reserve position.

- b. The Actuarial valuation of gratuity liability of

the employees on rolls as on 31.03.2025 is ₹136.05 crore as assessed by LIC of India. The contribution to Gratuity Fund Trust for the year 2024-25 amounts to ₹66.76 crore which includes gratuity payment to the employees retired during 2024-25 amounting to ₹18.31 crore. The shortfall of ₹2.95 crore between the actual fund available of ₹133.10 crore as on 31.03.2025 and the liability as per actuarial valuation will be made good in future subject to availability of surplus and reserves.

- c. Port's contribution to New Pension Scheme is also charged to the Profit and Loss Account. Employees who have joined Port services after 31.12.2003 are covered under the New Contributory Pension Scheme. The said Employee's and Employer's contribution is being remitted to NPS Trust through NSDL under the Registration Code of the Port on monthly basis. As on 31.03.2025, 179 employees are covered under this scheme.

13. Leave Encashment

Actuarial Valuation for leave encashment of employees as on 31.03.2025 carried out through LIC comes to ₹36.11 crore. Regarding the provision for EL encashment, necessary action, if any, will be taken by the Port in future in line with the common framework to be received from IPA/Ministry in this regard and subject to financial position of the Port.

14. Contingent Liabilities:

Contingent liabilities not provided for in the Books of Accounts, owing to uncertainty in nature and which are disputed on account of Arbitration and legal proceeding are as follows;

- a. Arbitration and legal proceedings thereon are given as Annexure III.
- b. Status of other legal proceedings are as follows:
 - i. A suit was filed by M/s. Jakhau Salt Company Pvt. Ltd. for the loss of cargo due to collapse of Mattancherry Wharf for ₹1.47 crore which was decreed against the Port. Port filed an appeal before the Hon'ble High Court of Kerala. RFA 358/12 filed by CoPA before the Hon'ble High Court of Kerala is still pending. The case was last posted on 26.10.2023.
 - ii. Cases pending with the Supreme Court of India against various Customers, in connection with the Judgement of Hon'ble High Court of Kerala towards refund of excess ground rent collected beyond 75 days (approximately ₹1.58 crore).

The Hon'ble Supreme Court of India has, in its judgment dated 05.08.2020 on Civil Appeal

No.2525 of 2018, ordered the Appellant (Cochin Port) to re-compute the liability of the Steamer Agents, and return the balance amount to the parties concerned within two months from the date of receipt of the copy of the impugned judgment.

Accordingly, Cochin Port has in compliance of the order, vide letter No. A6/SLPs/2012/2017/T dated 19.07.2021, requested all the parties to submit documents evidencing the payment made in this regard along with details of containers. Total refunds made so far amounts to ₹42,90,373.

- iii. In connection with Land Acquisition cases related to the Project ₹Providing Direct Road Connectivity to the SEZ area at Puthuvyppeen, Cochin Port advanced an amount of ₹1.07 crore as deposit in Sub Court, Kochi towards 50% of the Decree Debt for the conditional stay in the execution petition moved by the evictees/claimants. The remittance of the remaining amount is subject to the final verdict. The co-developers in Puthuvyppeen SEZ viz. PLL, BPCL-KR & IOCL were requested to reimburse their share towards the 50% amount advanced by Cochin Port and all the three co-developers have reimbursed their share of ₹26.97 lakhs each.

12 Land Acquisition Appeals (LAA 706/2013 & 11 Ors) filed by State of Kerala challenging the judgment in LARs by Sub-Court, Kochi, was dismissed by the High Court vide judgment dated 05.10.2023. The scope of filing appeal against the judgment is being analysed by Legal Advisor.

The Judgment has been accepted by CoPA. Sanction order dated 3.9.2024 was issued by the Chief Engineer and an amount of ₹2.64 crore was deposited by the Port .

- iv. Cochin Port had given work order for "Supply, erection, testing and commissioning of 3 nos. 20 meters High Mast lighting system at the Cochin Fisheries Harbour" to M/s. Ambligola Exporters, Bangalore at a total contract value of ₹16,77,000/- on 02.07.2012 with a completion period of 3 months. But there was a delay of five months in completing the work by the contractor. An amount of ₹5,02,278/- was deducted towards LD, reinstating charges of the cable trenches and filling the foundation pit using JCB. M/s. Ambligola Exporters, filed a case before the Hon'ble Munsiff Court, Kochi against Cochin Port and the judgment of the Court went in favour of the Plaintiff M/s.

Ambligola Exporters, directing Cochin Port to pay ₹5,16,708/- to M/s. Ambligola Exporters with interest @6% per annum. An appeal was filed before the Hon'ble District Court against the judgment passed by the Hon'ble Munsiff Court on 15.03.2019.

The Judgment 15/02/2024 of the Hon'ble Munsiff Court directing CoPA to pay ₹5,16,708/- along with 6% simple interest from the date of suit filed i.e., from 24.11.2018 till the payment to the firm M/s Ambligola Exporters, Bangalore, was accepted by CoPA and ₹6.99 lakhs was paid to the party on 17.10.2024.

- v. As per the award dated 20.06.2020 issued by the Conciliator, in connection with the work of dredging for maintenance of channel and basins of Cochin Port for the year 2017-18, Cochin Port may retain 10% as well as the security deposit and to release 15% of the bill amount to DCI as against the withheld amount of 25%. Accordingly, with the approval of the Board [Reso. No.50 (Agenda Item No. B2) dated 28.08.2020] and after obtaining DCI's undertaking that the release of ₹11.95 crore plus GST (total amount ₹14.09crore) is full and final settlement of the subject contract, the payment of ₹11.95 crore has been released.

However, subsequently, DCIL vide letter dated 22.01.2021 and 23.10.2021 claimed to release the SD amount of ₹5.59 crore withheld. Cochin Port has not agreed to DCIL's request and informed vide letter dated 25.11.2021 based on the advice of LA.

In this regard, DCI vide letter dated 04/05/2022, intimated that they are invoking Arbitration Proceedings and requested CoPA to propose its name for appointment of Arbitrator in the subject matter. In reply, CoPA vide letter dated 14/06/2022 informed that there is no scope to open the case or reconsider and as such CoPA is unable to accede to their claim for refunding the security deposit of ₹5.59 crore and also to appoint any Arbitrator in this regard.

- vi. Construction of Link road (NH 47-A) was executed by CoPA as deposit work of National Highway for which reclamation of earth work was carried out by M/s Dredging Corporation of India. Additional claim of DCI amounting to ₹ 3.89 crore was disputed by the port for which DCI went for arbitration and won the case in January 2008. As per the award, DCI is eligible for interest @ 15% p.a. from 01.07.1993 till the date of payment or 15.05.2008 whichever is earlier, otherwise charging of interest @ 18%

p.a. till the date of payment. The port claimed the arbitration award amount from MoRTH and on receipt of the same from MoRTH, it was paid to DCI on 26.08.2016. However, MoRTH did not release the interest component. DCI is claiming interest from the port. Port has taken the stand that the outstanding amount could be paid only if the amount is released by MoRTH. Hence, the matter is being persuaded with the MoRTH and MoPSW.

Dy. Director (Engg), MoPSW vide email dated 08/03/2024 intimated DCIL that they may follow up with MORTH for releasing pending amount for final settlement.

- vii. Cases relating to Service-related matters of the employees are pending before various forum of the Court of Law, challenging appointments, promotion, seniority, MACP, regularization etc.
- viii. Arbitration was invoked between RCC ACC (JV) and CoPA in connection with the work of Construction of International and Domestic Cruise Terminal and other allied facilities at Mormugao Port, Goa through EPC contract.

The Arbitral Tribunal met for inspection of the site on 6.4.2025. The cross examination of the witnesses of both parties is scheduled to be held between 23rd to 27th June 2025.

- ix. Arbitration was invoked between Kargwal Constructions Pvt. Ltd. and CoPA arising from the contract for the Construction of Jetty and Allied Facilities for the Indian Coast Guard at Fort Kochi.

The Preliminary Sitting of the Arbitral Tribunal in the above arbitration was held on 11.03.25. The next sitting is fixed on 16.08.2025.

c) Other Disclosures:

i. Outstanding dues from pre-1996 lessees.

With respect to Pre – 1996 lessees, port had charged revised lease rent based on TAMP notified rates 2010 in the year 2014. However, lessees filed litigation in the Hon'ble High Court of Kerala through Cochin Port Lease Holders Association and Interim Order was issued on 25.02.2015 to maintain status –quo in the matter. Meanwhile, estate rentals were once again revised vide TAMP Notification No. 304 dated 22.07.2016 and came into effect from 21.08.2016. Based on legal opinion obtained by the port, bills at TAMP notified rate was raised with effect from 21.08.2016 in respect of all lessees including pre-1996 lessees. However, Cochin Port Leaseholders Association along with 2 other petitioners (pre-

1996 lessees) filed a petition vide WP(C) No. 12138/2017 (N) in the Hon'ble High Court of Kerala. Vide order dated 06.04.2017 and on interim stay for recovery of enhanced amounts was granted. Subsequently, Hon'ble High Court has vide Judgement dated 04.09.2019 dismissed the WP No.5974/2015 & 29/2015 in favour of Cochin Port. Accordingly, Cochin Port raised arrears bills for the differential amount in the lease rent as per TAMP 2010 i.e. from 01.10.2014 to 20.08.2016 on Feb 2020. Total pre-1996 dues as on 31.03.2025 amounts to ₹1.15 crore.

ii. License fees on jetties

The Port collects license fees from boat Jetties and piers based on the CoPT (Licensing of Jetties, Slipways and Boat Pens) regulations, 1968 and its amendments in 1996. License fees initially was ₹1,297/- per Jetty per annum which was enhanced to ₹1,00,000 per Jetty per annum for those who rent out their jetties for tying up Valloms/boats belonging to others, the amendments were published in the official Gazette on 13.05.2014 and the same was communicated to Jetty owners on 16.06.2014. Jetty owners filed Writ petition in the Hon'ble High Court of Kerala and interim Order was passed that if the petitioners pay 1/4th of the demand, no action shall be initiated against the petitioners. Out of 287 jetties in use, only 65 owners have paid license fee. Balance is pending on account of litigation. Subsequently Port had reduced the rates and introduced a slab rate ranging between ₹2,000 to ₹1,00,000 depending on description of jetty. These rates have been factored in the general revision in SoR of Port by TAMP in the year 2016 which came into existence on 21.08.2016.

TAMP vide its Notification (22.10.2019) revised SOR for Jetties and notified the license fees at the rates fixed by Cochin Port's Board in 2016. Cochin Port Trust (Licensing of Jetties, Piers and slipways) Regulation, 2021 where in it was stipulated that jetty license fee would be as per SoR as prescribed by Section 48 and 49 of the MPT Act. The Legal cell of Cochin Port opined that since the WPs challenged the demand notices on the ground that the SOR was not approved by TAMP, fresh demand notice in accordance with Law can be always made. The status of the recovery of Jetty License fees is pending due to ongoing numerous litigations filed by the Jetty owners. (Annexure IV)

Since the matter is subjudice, the License

Fee receivable is not accounted as income in books of accounts which comes to around ₹ 11.04 crore on 31.03.2025.

As per Chairman's directions one Committee was formed for physical verification and classifications of Jetty/Slipways. As per Legal directions stop memo and recovery proceedings for recovery of pending License fee will be initiated after the approval of committee report. The parties indicated that they will make the payment after the court has ruled on their petition.

iii. Electricity bills of NTB & STB

The Port HT Electricity connection to North and South Tanker Berths was billed under HTII (Non-Industrial – Non-Commercial) Tariff. Consequent on revision of tariff, KSEB reclassified the tariff from HT II to HT IV (Commercial) w.e.f., 15.05.1999 and KSEB issued revised bill for the period from May 1999- July 2010 and raised demand of arrears. Cochin Port Authority filed a petition before Consumer Grievance Redressal Forum (CGRF) of KSEBL against the demand of arrears and requested to retain the tariff as HT-II. However, the CGRF upheld the decision of KSEBL. Aggrieved on this, Cochin Port preferred an appeal before Hon'ble Electricity Ombudsman and the Ombudsman finally given order that the tariff of Cochin Port at NTB & STB to be retained under HT-II only. The KSEB filed a writ petition against the order of Ombudsman before Hon'ble High court of Kerala. The decision is yet to receive from Hon'ble High court of Kerala. The port is presently paying bill under HT-II tariff. The differential amount towards disputes is ₹1.51 crore as on 31.03.2025.

- iv. Port had filed a civil suit on 28.03.2014 against M/s. Tebma Shipyards Ltd., (TSL), before the Hon'ble Sub Court at Kochi to recover an amount of ₹1.05 crore with interest at the rate of 15%, which was incurred by Cochin Port to rectify the manufacturing defects noticed on the Tugs supplied by M/s. Tebma Shipyards Ltd. In this connection, TSL has submitted an affidavit dated 06.02.2015 before Hon'ble Sub Court, Kochi praying to direct the Cochin Port to refer the dispute for arbitration as stipulated in terms of Clause 45.0 of Agreement Dated 05.10.2006. The Court had directed to refer the matter for arbitration and both the parties have appointed arbitrators. However, the Arbitrator nominated by TSL, informed M/s.

Tebma Shipyards that he is not in a position to act as Arbitrator in the above dispute. In the meantime, M/s. Cochin Shipyard Limited (CSL) has taken over Tebma Shipyards as their wholly owned subsidiary. The claim of Cochin Port was not part of resolution plan.

In the resolution plan of NCLT, there is no amount allocated for contingent liabilities for pending litigations. Hence even if any claim is raised by any party under litigation, no amounts could have been received. Further, consequent to IBC proceedings, all claims which are not part of resolution plan shall also stand extinguished. Hence CoPA cannot recover any amount from CSL in view of order of NCLT.

- v. In the case of estate rentals, billing has not been made in those cases for which port has issued resumption notice and eviction is under process. There are 18 lease cases for which billing has been stopped due to the initiation of Public Property Act/resumption notice issued/litigation.

The License Fee / Lease rental income receivable which are disputed due to court cases being sub-judice are not accounted as income in books of accounts.

vi. Right to usage of assets at MULT

CoPA and IOCL entered into a Concession Agreement on 04.04.2014 for the construction of the Multi User Liquid Terminal (MULT) at Puthuvypeen. As per the agreement, IOCL would fund the project and use the assets for 161 days exclusively for their purpose. Thereafter, CoPA has the right of usage of MULT for the remaining 204 days in a year. Further, IOCL has to transfer the assets to CoPA after completion of the concession period of 30 years, at compensation payable by CoPA to IOCL which has to be mutually ascertained

at the time of such transfer.

vii. Non Payment of Property Tax

The Kochi Municipal Corporation has demanded for re-assessment of property tax of port building and decided to conduct a joint inspection for re-assessment of the built up area of Port buildings. In this regard, representatives of the KMC have commenced assessment of port building along with Port representations. However, they have not completed the assessment till date. Hence, CoPA could not pay building tax from 01.10.2022. However, necessary provision has been created in the respective years.

- viii. Details of Building taken over from lessees , not handed over as on 31.03.2025

Taken over from	Date of Taking Over	Building Cost
M/s . Hotel & Allied trades Pvt. Ltd.	12.06.2024	Valuation in progress

- d) Figures of Balance Sheet, P & L Account & Schedules have been regrouped wherever necessary consequent on changes in the items during the year.
- e) A separate set of accounts of Cochin Fisheries Harbour is annexed at Schedule IX to the accounts.

Sd/-

FINANCIAL ADVISER &
CHIEF ACCOUNTS OFFICER

Annexure I

SERVICE TAX MATTERS PENDING BEFORE VARIOUS AUTHORITIES

Sl. No.	SCN No. & Date	Brief of the Case	Demand (₹ in Cr)	Present Status
1	82/2015/ST dated 17.04.2015	Service tax demand on IGTPPL Royalty for FY 2013-14	6.63	Appeal filed before the Hon'ble CESTAT, Bangalore on 6.4.2016 against order in original COC-EXCUS-000-COM-050/2015-16 dated 28.12.2015 is pending
2	287/2015/ST dated 09.10.2015	Service tax demand on Cenvat on Common service Utilized during FY 2010-11 to 2011-12	2.37	Appeal filed before Hon'ble CESTAT, Bangalore in Jan 2019 against Order in Original No CoC-EXCUS-000-COM-30/2018 dated 01.11.2018 by remitting reduced penalty of ₹ 28,00,093.
3	146/2011 Dt.10.10.2011	Service Tax on Estate Rentals on Upfront Premium for the period 01.04.2010 to 30.09.2010	2.48	Appeal filed before Hon'ble CESTAT, Bangalore on 09-07-2013 against Order in original No 26/2013/ST dated 23.01.2013.
4	47/2012/ST Dt.04.04.2012	Service tax of Estate Rentals for the period 01.01.2010 to 31.03.2011	0.61	Appeal filed before Hon'ble CESTAT on 10-07-2013 against order in original 26-27/2013/ST dt. 23.01.2013.
5	65/2012/ST Dt.17.04.2012 -Appeal No.21335/2016	Various Services Ambuja Cement for FY 2010-11	1.14	Appeal filed before Hon'ble CESTAT on 31.08.2016 against Order-in-Original NO.90/2015-16 Dated 01-03-2016 (Denovo).
6	29/2009/ST DT.02-03-2009	Way Leave Charges from Oct 2007 to Sep 2008	0.06	Appeal filed by Port before Hon'ble CESTAT against order in original No.640/2014/ST Dated 27-11-2014.
7	53/2014/ST 08.10.2014	ST on Legal charges for the period July 2012 to March 2013	0.001	Appeal filed at Hon'ble CESTAT Bangalore on 11.12.2017 against Order in original APP-209-2017 dated 28.09.2017
8	105/2018-ST Dated 17-04-2018	ST on Minor Port Survey Organization from FY 2012-13 to 2016-17	0.31	Appeal filed before the Commissioner of Appeals on 21.06.2021 against Order in original 31/2020-21/ST dated 23.03.2021.
9	104/2018/ST/JC dated 30.07.2018	ST on Liquidated Damages from FY 2012-13 to FY 2016-17	1.32	Appeal filed before the Commissioner of Appeals on 18.03.2021 against Order in original No.08/2021-ST (JC) dated 18.01.2021.
10	58/2009 DT 23.04.2008	Service tax demand on availing of Cenvat credit with respect to Dredging for reclamation of land and consultancy services	1.14	Appeal filed before the Commissioner (Appeals) on 07.08.2023 against Order in Original 04/2023-24-ST (ADC) dated 02.06.2023
11	02/2022-ST dt 06.04.2022	Service tax demand under Reverse Charge Mechanism on License fee of RADAR, factory license fees etc.	0.04	Appeal filed before the Commissioner (Appeals) on 12.10.2023 against the Order in original 15/2023/ST dated 30.06.2023
Total			16.101	

Annexure-II

GST MATTERS PENDING BEFORE VARIOUS AUTHORITIES

Sl. No.	SCN No. & Date	Brief of the Case	Demand as per SCN	Present Status
1	43/2023-24 DT. 31.01.2024	GST Demand on Input tax credit availed on goods and services for construction of immovable property for the years 2017-18 to 2022-23	Rs 11.52 crore plus interest and penalties as per GST Law.	Reply furnished to the SCN on 11.04.2024. Order-in Original No.65/2024-25/GST/ADC issued by the Additional Commissioner, Central Tax and Central Excise on 25.01.2025 confirming demand on Rs 4.54 crore with interest and penalty and dropping the remaining demand. CoPA has filed an appeal before Commissioner (Appeals), CT & CE on 21.04.2025 for challenging the demand .
2	15/2024-2025/GST-ADC Dt. 24.07.2024	Non reversal of common credit u/s 73(5)/ 74(5) of the GST Act. for the period of 4 years from 2017-18 to 2020-21	Rs 36.22 cr plus interest and penalties as per GST Law.	Reply furnished to SCN on 23.08.2024 and shortage in ITC reversal amounting to Rs 29,66,420 also remitted on 23.08.2024. Order-in Original No.47/2024-25/GST/ADC dt.13.01.2025 issued by Additional Commissioner dropping the demand for the GST liability.
3	51/2024/GST DT.26.11.2024	Discrepancies in the returns of GSTR1, GSTR-3B, GSTR9 filed by CoPA for the F.Y.2020-21.	Rs. 1.90 cr .plus interest and penalties as per GST law.	Reply furnished to SCN on 14.02.2025. Order-in Original No.51/2025/GST dt.27.02.2025 issued by Assistant Commissioner confirming the demand of Rs 17894209 plus interest and penalty against which CoPA is in the process of filing appeal before the Commissioner (Appeals)
Total Demand as per Order in Original				6.33 Crores

Annexure - III

ARBITRATION AND LEGAL PROCEEDINGS

Sl. No	Party Name	Case Ref No. (OP/WP No. etc)	Brief of the case	Amount Involved	Level of Court	Advocate Name	Last hearing and status of the case
a	M/s India Gateway Terminal Private Limited	OP (Arb) 185/20 (Old No.OP (Arb) 866/17)	Arbitral Tribunal passed award on 12.05.2017 wherein revised date of commencement of License period was awarded in favour of IGTPPL and deployment cost of CISF, Service benefits to deputed employees of Port to be borne by IGTPPL, which is in favour of Port with a direction to sort out the quantum of monies between the parties and disallowed the remaining claims of both IGTPPL and CoPA. Aggrieved by the Orders of Arbitration, CoPA filed petition against this award before District Court, Ernakulam on 16.08.2017.	Claim of IGTPPL - ₹300 crore and counter claim of CoPA - ₹1,070.71 crore	Principal sub Court, EKM (Commercial Court, EKM) (old - District Court, Ernakulam)	Joseph & Kurian	The case has been partially heard and since, the disputes have been referred to the Conciliation and Settlement Committee, requested the Hon'ble Court for keeping abeyance of the proceedings pending outcome of the settlement. OP (Arb) 185/2020 filed by CoPA against the Arbitral Award is still pending before the Hon'ble Commercial Court, Ernakulam. The issue is also being considered by the Conciliation and Settlement Committee. The case was posted on 25.03.2025 and was adjourned to 02.06.2025.
b	M/s. Jaisu Shipping Co. Pvt. Ltd.	OS No 175/2011	Consequent on dismissal of Petition filed by the Port by the Hon'ble District Court vide Order dated 31.01.2020 and as per advice of Legal advisors that there is no scope for further appeal, it was decided to close the case by adjusting the amount payable to the party against the sponsorship fee due from the party under the judgment and decree in O.S No 175/2011 amounting to ₹ 2.98 crore along with interest @ 12% p.a for volvo ocean race, which was awarded in favour of CoPA on 26.09.2013	Claim of M/s Jaisu Shipping Co Pvt Ltd - ₹3.51 crore	Dist. Court, Ernakulam	Joseph & Kurian	EP 1/24 filed by CoPA before the Hon'ble Sub Court, Kochi was dismissed on 14.03.2024. The matter may be appealed in the upper court.
c	M/s. Jaisu Shipping Co. Pvt. Ltd.	Arbitration	The Bank Guarantee of ₹ 19.25 Crore submitted by M/s. Jaisu Shipping Co. Pvt. Ltd was encashed during 2011-12 as the contract failed to provide the deliverables for which the payments has been withheld by the Port. Arbitration clause invoked by the party.	Claim of M/s Jaisu Shipping Co Pvt Ltd - ₹795 crore, counter claim ₹322 crore	Arbitral Tribunal	Joseph & Kurian	As the party defaulted arbitrator's fees for several sittings, proceedings of claim submitted by the party was terminated by the Arbitral Tribunal and only the counter claims of CoPA will be heard. Meanwhile, the presiding arbitrator was deceased on 05.10.2010 and Tribunal not yet re-constituted.

Sl. No	Party Name	Case Ref No. (OP/WP No. etc)	Brief of the case	Amount Involved	Level of Court	Advocate Name	Last hearing and status of the case
d	M/s. Siemens Ltd., Chennai	OP Arb 51/20 (Previous No.Arb.OP 697/13)	Arbitration invoked by the party against recovery of Liquidated Damages w.r.t., Installation & Commissioning of 110 KV sub-station and connected works. Arbitration award was against the Port and hence the Port appealed against the award before the Hon'ble District Court, Ernakulam.	₹ 1.76 Crore	Principal Sub court, EKM.	Joseph & Kurian	OP Arb 51/20 filed by CoPA against M/s. Siemens before the Commercial Court and Hon'ble Sub Court, Ernakulam was dismissed on 18.10.2023. CoPA has challenged the same by filing CMA (Arb) before the Commercial Appellate Court and Hon'ble District Court, Ernakulam. The said CMA being, CMA (Arb) 6/2024 was posted on 24.3.2025 and was adjourned to 21.06.2025.
e	M/s. Tebma Shipyards Ltd	OP Arb 86/20 (Previous No.O.P.(Arb) 39/14)	Arbitration invoked by the party against recovery of Liquidated damages w.r.t., construction and delivery of 2 Nos of 45 T BP tugs. Award was in favour of Port. Appeal filed by the party before Hon'ble District Court, Ernakulam	₹ 8.09 Crore	Principal Sub court, EKM.	Joseph & Kurian	OP Arb 86/20 filed by M/s. Tebma Shipyards Ltd is still pending before the Hon'ble Commercial Court, Ernakulam. The case was posted on 10.4.2025 and was adjourned to 21.6.2025 for hearing.
f	M/s. East India Engineers	Arbitration Appeal 9/22	Arbitration invoked by the M/s. East India Engineers in connection with release of retention money, modified rates for executing road rectification work etc. on the project of 'Providing 200mm Ductile Iron pumping line from UG tanks at Halt area at various locations in Willington Island and Road rectification thereof' and the award is in favor of the Contractor.	₹ 74.59 lakhs	High Court of kerala	B S Krishnan Associates	The Arbitrator passed Award on 26.03.2018. CoPA filed AOP 70/20 challenging the award, which was dismissed by the Hon'ble Commercial Court, Ernakulam, on 23.12.2021. CoPA filed Arbitration Appeal 9/22 before the Hon'ble High Court of Kerala challenging the same. The case was posted on 04.04.2025 and was adjourned to 23.05.2025.

Sl. No	Party Name	Case Ref No. (OP/WP No. etc)	Brief of the case	Amount Involved	Level of Court	Advocate Name	Last hearing and status of the case
g	M/s. RKEC Projects Private Limited,	Arbitration (Arb. Request No.52/2019)	M/s. RKEC Projects Private Limited invoked Arbitration on 27.04.2019 towards refund of Liquidated Damages recovered, hire charges of equipment, additional charges for labour, Bank Guarantee, price escalation, loss of business during the extended period, bonus, additional payment for variations etc., in connection with the project of Construction of MULT at Puthuvyppeen amounting to ₹84.76 crore.	₹84.76 crore.	Arbitral Tribunal	Menon & Pai	The Tribunal passed common award on 6.5.2023. The total amount awarded for MULT is ₹14,56,00,623.00 with interest @ 9% per annum from the date of award till payment with consolidated costs of ₹. 1,25,00,000.00. IOCL has settled the award amount with RKEC. Accordingly the AOP filed by CoPA before the Hon'ble Commercial Court, Ernakulam, challenging the said award was withdrawn.
h	M/s. RKEC Projects Private Limited,	Arbitration (Arb. Request No.53/2019)	M/s. RKEC Projects Private Limited invoked Arbitration towards refund of Liquidated Damages recovered, hire charges of equipment, additional charges for labour, Bank Guarantee, price escalation, loss of business during the extended period, bonus, additional payment for variations etc., in connection with the project of 'Construction of MULT at Puthuvyppeen-Barge Jetty amounting to ₹17.26crore.	₹17.26 crore	Arbitral Tribunal	Menon & Pai	"The Tribunal passed common award on 06.05.2023. The total amount awarded for Barge Jetty Project is Rs.87,72,726.00 with future interest@9% per annum from date of award till payment. The Award amount has been settled with M/s. RKEC Projects Ltd. for an amount of Rs.93,67,588.92 (Rs.87,72,726 plus interest Rs.5,94,862.92)."
i	M/s. Marymatha Infrastructure Private Limited	Arbitration	As per the directions of Hon'ble High Court of Kerala, Shri Pius C.Kuriakose, Hon'ble Chief Justice (Retd.) has been appointed as Sole Arbitrator in case filed by M/s. Marymatha Infrastructure Pvt Ltd. In connection with the work of 'Construction of Jetty and Allied Facilities for Govt. of India at Cochin Port.	₹16.92 Crore including interest.	Sole Arbitrator Justice Pius C. Kuriakose	Justice Pius C. Kuriakose	Arbitrator passed Award on 16.08.2023. CoPA filed AOP 2/24 before the Hon'ble Commercial Court, Ernakulam, challenging the said award. AOP was posted on 20.05.2025 and was adjourned to 24.06.2025.
j	IGTPL	Arbitration Petition 36242/22	IGTPL has not paid revenue share @33.3% on sale of SEIS Scripts for 2015-16, 2016-17 and 2017-18 for ₹6.77 Crore, ₹6.40 Crore and ₹8.48 Crore respectively. Port has invoked the Arbitration Clause as per Article 15.3 of the Licence Agreement. The award dated 12.08.2022 passed is in favour of IGTPPL and ₹50 lakhs have been imposed on CoPA as Costs.		Hon'ble High Court of Bombay	Adv. Anil D'Souza at Mumbai through M/s Joseph & Kuryan	Port preferred an appeal challenging the Award in the Hon'ble High Court of Bombay. The case not yet posted.


Sl. No	Party Name	Case Ref No. (OP/WP No. etc)	Brief of the case	Amount Involved	Level of Court	Advocate Name	Last hearing and status of the case
k	National Electric Company	OP (Arb) 46/22	Arbitration invoked by M/s. National Electric Company on recovery of Liquidated damages by CoPA in connection with the work of "Providing 1950 KVA HT supply to M/s Indian Oil Corporation Limited at MULT premises for supply of their LPG Handling facilities" which was decided in favour of the claimant.	₹ 14.89 lakhs	Principal Sub Court, EKM	Joseph & Kurian	The Arbitrator passed Award dated 03.11.2021 in favour of M/s. National Electric company. Aggrieved by the Award CoPA filed OP (Arb.) 46/22 before the Hon'ble Commercial Court, Ernakulam.
l	M/s. Dowins Resources Pvt. Ltd.	Arbitration	Arbitration of disputes between M/s. Dowins Resources Pvt. Ltd. And CoPT with respect to contract for collection of toll and parking charges from the Toll Booths (Ernakulam/Mattancherry/Ro-Ro) Gates.	Not provided	Sole Arbitrator Retd. Dist. Judge P.Sankar-nunni	Retd. Dist. Judge P.Sankar-nunni	Last sitting was scheduled on 27.02.2024 for appearance of parties and postponed. Petitioner has submitted application for reopening pleadings and for production of additional documents. In the last sitting held on 19.05.2025, CoPA filed objections to the above application. Next date of hearing not fixed.
m	M/s. Helsa Electricals Private Limited	Arbitration	Arbitration of disputes between M/s.Helsa Electricals Private Limited and CoPA in connection with the work of "Strengthening of Sub Transmission and Distribution Network in W/Island area under IPDS, Gol".	₹ 25 lakh	Sole Arbitrator Retd. Dist. Judge S. Jagadees	Retd. Dist. Judge S.Jagadees	Sole Arbitrator passed the Arbitral Award on 27.3.2024. Tribunal allowed the claimant to realize an amount of ₹.25,88,803/- with interest at the rate of 15% per annum from 20.03.2020 till realization from CoPA. Further claimant is allowed to realize the amount of ₹1,10,000/- along with legal expenses (which is claimed as ₹.4,06,705.00). The award amount of ₹ 0.35 crores was paid by CoPA on 16.1.2025. EP filed by Helsa Electricals was closed on 19.2.2025.

Annexure - IV

JETTY LICENCE FEE CASES								
Sl.No	Case No. (OP/WP No. etc)	Name of the Court	Petitioner	Respondent	MoS a party	Subject matter	Present status	Remarks
1	WP 8269/15	High Court of Kerala	P.T.Johny Alex @ Denny	1) CoPT2) DC	No	Jetty licence fee renewal charges	The case was last posted on 27.6.2023	Counter forwarded.
2	WP 9266/15	High Court of Kerala	M.A Salam	1) UOI - Mins for Agricul- ture (R1) 2) CoPT3) DC	Mins of Agri - R1	Jetty licence fee renewal charges	The case was last posted on 27.6.2023	Counter forwarded.
3	WP 35312/15	High Court of Kerala	Aswathy Kurian	1. UOI rep by MoS-R1 2. CoPT 3. Dy. Conservator 4. TAMP	MoS - R1	Petitioner filed WP No.28715/2015 against the enhancement of jetty license fee from Rs.2731/- to Rs.1,16,000/- including ST. As directed by the Court, Chairman disposed of representation of petitioner on enhancement upholding it is correct. Aggrieved by the disposal order, the petitioner filed this WP.	The case was last posted on 27.6.2023	Counter forwarded.

Sl.No	Case No. (OP/WP No. etc)	Name of the Court	Petitioner	Respondent	MoS a party	Subject matter	Present status	Remarks
4	WP 2940/16	High Court of Kerala	1. K.J.Paul 2. S.M. Mansoor 3. T.M. Subair 4. V. P. Abdul Basheer 5. Mohideen 6. Mohamed Faizla K.M. 7. Rajesh Gopal 8. Prasannan 9. K.A. Mohammed Abu 10. Nadeem Jafeer Sait 11. K..T Mathew 12. Rabiya 13. Williams 14. Rafeek 15. Y. Abdullah 16. V.F. Pious 17. Haji Essa Haji Abdul Sathar Sait Trust 18. Hawa Bai Trust 19. Sulekha Trust 20. Haji Abdulla Haji Adam Sait Trust 21. Kochangadi Chembiutapalli 22. R.M. Abdunni 23. Mahinkutty 24. Amina Bai Trust 25. Anwar Hashim 26. Asia Bai Trust 27. A.A. Abdul Latheef 28. Praballa Danesh 29. Ramani P. Joseph	1. UOI rep by MoS-R1 2. CoPT 3. Chairman 4. Dy. Conservator	MoS - R1	Enhancement of license fee	The case was last posted on 27.6.2023	CA not filed
5	WP 31804/18	High Court of Kerala	M/s. Hotel Seagull	1) UOI rep by MoS - R1 2) CoPT rep by its Secretary 3) Chairman 4) DC	MoS -R1	Against the enhancement of jetty licence fees.	The case was last posted on 27.6.2023	2nd Additional CA frded.

Sl.No	Case No. (OP/WP No. etc)	Name of the Court	Petitioner	Respondent	MoS a party	Subject matter	Present status	Remarks
6	WP 25312/19	High Court of Kerala	M/s. Crystal Orchid Handicraft Pvr. Ltd.	1) UOI rep by MoS -R1 2) CoPT rep by Secy 3) Chairman 4) DC	MoS - R1	Aggrieved by the enhancement of jetty licence fee	The case was last posted on 27.6.2023	Counter forwarded.
7	WP 11852/17	High Court of Kerala	Sea Blue shipping Ltd	1. CoPT 2. UOI rep by Mins of Agri- culture 3. Dy. Conser- vator	Mins of Agri - R2	Enhancement of licence fee	The case was last posted on 27.6.2023	Additional CA forward- ed
8	WP 38529/23	HCK	Reni John	1. CoPA 2. Chairman 3. Secretary 4. Dy. Conser- vator 5. TAMP	No	Enhancement of jetty licence fee	The case was last posted on 29.1.2024	Counter forwarded.
9	WP 39787/22	HCK	1. All Kerala Fishing Boat Operators Asso- ciation 2. Alice Rajan Mampilly 3. C.L. Raja Gopal 4. C K Antony 5. Joseph Shaji 6. M.C.Sudheer	1. CoPT repb y CM 2. CM, CoPT 3. Secy, CoPT 4. TAMP 5. Dir, TAMP	No	Challenging the scale of rates fixed unilaterally by CoPT (Jetty licence fee case)	The case was post- ed on 29.1.2024. After hearing the court posted the case to next week for counter affidavit.	CA not filed



13.03.2025 - Meeting with Deputy Consul General of the Netherlands.



09.12.2024 - Handing over of CSR fund DD to Forest Officials



01.11.2024 - Meeting with Mr. Walter Ferrara, The Consulate General of Italy in Mumbai.



13.03.2025 - Meeting with Deputy Consul General of the Netherlands.



CSR initiative Chairperson visits Kadar Tribal Udyaan at Chalakudy.



07.06.2024 - Workshop on Pathway for a successful Green Hydrogen Pilot Project at Cochin Port org. by IPA at Grand Hyatt, Kochi



15.08.2024 - Independence Day flag hoisting at Administrative Building lawn



21.06.2024 - Observance of 10th International Day of Yoga