

**ADMINISTRATION REPORT  
AND  
ANNUAL ACCOUNTS  
2019 - 2020**



**AN ISO 9001 : 2015 PORT**

**COCHIN PORT TRUST**

**Willingdon Island, Cochin - 682 009**



<b>CONTENTS</b>	<b>Page No.</b>
Board of Trustees	5
Principal Officers of Cochin Port Trust	6-7
Port Operations at a Glance	8
<b>Part I - Descriptive</b>	
I. Management	11 - 14
II. Traffic	15 - 24
III. Shipping	25 - 31
IV. Port Operations	32 - 36
V. Financial Positions	37 - 42
VI. Engineering	43 - 50
VII. Labour welfare and Industrial Relations	51 - 57
VIII. General Activities	58 - 62
<b>Part II - Statistical Appendices</b>	
Statements 1 to 40	63 - 118
<b>Part III - Financial Statements</b>	
Balance Sheet and Annual Accounts	119 - 154



**MEMBERS**

1. **Chairman** : **Dr. M. Beena IAS**  
 2. **Deputy Chairman** : **Shri A.K. Mehera**

Sl. No.	Name	Address	Representing
3	<b>Shri Ajithkumar Sukumaran</b>	Principal Officer, Mercantile Marine Dept., Willingdon Island, Cochin - 682009	Mercantile Marine Dept.
4	<b>Shri P.K. Mohammed Yousaf IRS</b>	Commissioner of Customs Custom House, Willingdon Island, Cochin-682009	Dept. of Customs
5	<b>Shri Sanjay M. Kaul IAS</b>	Secretary (Ports) Room No.374, 1 <sup>st</sup> Floor, Main Block, Secretariat Thiruvananthapuram-695001	Govt. of Kerala
6	<b>Shri Dashrath Prasad ITS</b>	Director, Ministry of Shipping Transport Bhawan, 1 Parliament Street New Delhi - 110001	Ministry of Shipping
7	<b>Capt. Rajesh Rana</b>	Naval Officer-In-Charge Kerala Naval Base, Cochin - 682004	Defence Service (Navy)
8	<b>DIG Sanatan Jena</b>	Commander Coast Guard District Headquarters No.4, Kalvathy Road Fort Kochi - 682001	Coast Guard
9	<b>Shri N. Sreekumar IRTS</b>	Chief Freight Traffic Manager Southern Railway Headquarters, Park Town, Chennai - 600003	Indian Railways
10	<b>Shri K.P. Singh IFS</b>	Additional Principal Chief Conservator of Forests (C) Ministry of Environment, Forest & Climate Change, Regional Office (SZ) Kendriya Sadan, 4 <sup>th</sup> Floor II Block, Koramangala Bangalore - 560034	Ministry of Environment, Forest & Climate Change





Chairman : Dr. M. Beena IAS  
Deputy Chairman : Shri Amal Kumar Mehera

### GENERAL ADMINISTRATION DEPARTMENT

Secretary : Smt. C. Premakumari  
Sr. Dy. Secretary : Shri Jijo Thomas  
Sr. Dy. Director (R) : Shri R.Satish  
Dy. Secretary : Shri M.C. Jayandhan  
Sr. Asst. Estate Manager : Smt. Emily P. David

### VIGILANCE DEPARTMENT

Chief Vigilance Officer : Smt. S. Uma Venkatesan, IRS  
Dy. CVO : Shri G. Ramachandran

### C.I.S.F

Dy. Commandant : Shri Jograj

### FINANCE DEPARTMENT

Financial Adviser & Chief Accounts Officer : Shri B. Bhagyanath  
Sr. Dy. Chief Accounts Officer : Smt. Rajashree Dabke  
Sr. Dy. Director (EDP) : Shri M.V. Paul

### CIVIL ENGINEERING DEPARTMENT

Chief Engineer : Shri G.Vaidyanathan  
Dy. Chief Engineer (C) : (i) Smt. E. Rema  
: (ii) Shri K. Joji Paul

**MECHANICAL ENGINEERING DEPARTMENT**

Chief Mechanical Engineer	:	Shri V. Thirupandian
Dy. CME (M)	:	Shri Jose C Kappen
Dy. CME (ELE)	:	Vacant

**STORES**

Sr. Dy. Materials Manager	:	Shri K.V. Bhagavath Sing
---------------------------	---	--------------------------

**TRAFFIC DEPARTMENT**

Traffic Manager	:	Shri Vipin R. Menoth
Sr.Dy. Traffic Manager	:	Shri Jimmy George
Dy. Traffic Manager	:	Shri Anil Kunar
Dy. Traffic Manager (CFH)	:	Shri P. Sudhir

**MARINE DEPARTMENT**

Deputy Conservator	:	Capt. Joseph J. Alappatt
Harbour Master	:	Capt. Shagi Abraham
Dock Master	:	Capt. Sajan K.Varghese
MMPC	:	Capt. S. Krishna Raj
MES	:	Shri Thomas Mathew

**MEDICAL DEPARTMENT**

Chief Medical Officer	:	Dr. Roy Thomas
Sr. Dy. CMO	:	Vacant
Dy. CMO (GD)	:	Dr. K.I. Muthukoya





		Year	
		2019-20	2018-19
<b>I</b>	Traffic (lakhs tonnes) (including Container Traffic)		
	i. Export	67.32	66.46
	ii. Import	273.06	253.76
	<b>Total</b>	<b>340.38</b>	<b>320.22</b>
	Container Traffic (In TEU's)		
	i. Stuffed Containers		
	a) Export	149005	144031
	b) Import	273949	262196
	<b>Total</b>	<b>422954</b>	<b>406227</b>
	ii. Empty Containers		
	a) Export	160333	153525
	b) Import	36774	34840
	<b>Total</b>	<b>197107</b>	<b>188365</b>
	<b>GRAND TOTAL</b>	<b>620061</b>	<b>594592</b>
	iii. Containerised cargo handled (lakhs tonnes)		
	a) Export	24.23	22.88
	b) Import	62.05	58.28
	<b>Total</b>	<b>86.28</b>	<b>81.16</b>
<b>II.</b>	Shipping		
	i) No. of ships entered	1600	1600
	ii) Total NRT (lakhs)	247.60	243.41
	iii) Average detention time (hrs)	11.44	12.67
	iv) Average turn-round time (incl. Detention Time) (days)	1.51	1.47
	v) Average tonnage handled per ship (tonnes)	23709	22839
<b>III.</b>	Finance (Rupees in lakhs)		
	i) Total operating income	64903	58551
	ii) Total operating expenditure	35587	37467
	iii) Net operating surplus	29316	21084
	iv) Net surplus/deficit under Finance & Misc. Account	-27185	-19165
	v) Net surplus	2130	1918
	vi) Operating ratio(%)	55	64

**PART - 1**



**DESCRIPTIVE  
NOTES**







## 1. Board of Trustees

The names of Trustees of Cochin Port Trust during 2019-20 as on 31-03-2020 are given at page 5. There were 6 ordinary meetings and 1 special meetings of Port Trust Board during 2019-20.

## 2. Organisation

The organisational set up of the Port Trust as on 31-3-2020 is shown in the organisation chart given on the facing page. The names of Principal Officers of the Port Trust are given on page 6 to 7

## 3. Officers and Staff

The total sanctioned strength in the Port including Dock Labour Division was 1999 as on 31-3-2020. Employment particulars may be seen from the statement No.34 in the statistical appendix.

The total amount of salaries and wages, over time and bonus payments made to Port and Dock employees during the year was Rs.15,400/- lakhs as against Rs.16198 lakhs in the preceding year as may be seen from the following statement.

(in lakhs)

Item	2019-20	2018-19
<b>1. Salaries and Wages</b>		
a) Class I & II Officers	3,278	3,101
b) Class III & IV Staff	11,756	12,670
c) Cargo handling workers	-	-
<b>Total</b>	<b>15,034</b>	<b>15,771</b>
1) Overtime	137	185
2) Bonus	229	242
<b>Grand Total</b>	<b>15,400</b>	<b>16,198</b>

## 4. Appointment to the posts reserved for SC/ST

Implementation Cell: The Cell set up to

co-ordinate and ensure due compliance of various orders on reservation for SC/ST issued by Govt. of India from time to time took prompt action on all reservation orders received during the year. Prompt action has been taken by the cell on all the petitions/representations received in the matter of reservation for Scheduled Castes/Scheduled Tribes.

## 5. Hindi Section

Hindi Section of the Cochin Port Trust attended to the translation of minutes of Board Meetings, Resolutions, General Orders, Notifications, Annual Administration Report, Circulars, Rules, Regulations, Annual Accounts, Audit report and special Audit report thereon with action taken note on Audit Observations contained in the Report, questionnaires and documents of all Parliamentary Committees on various subjects, Notifications etc.

Departmental Hindi Workshop for the benefit of Officers/employees were conducted in every quarter.

Hindi Fortnight was conducted from 16-9-2019 to 30-09-2019. Various competitions in Hindi were held among the Officers/employees such as Hindi song, Terminology, Noting & Drafting, Recitation, Paragraph Dictation, Anthakshari, Reading, Speech etc. Hindi Song and Speech competitions were conducted for the children of Port Employees also. At the valedictory function held on 28-10-2019, prizes and certificates were awarded to the winners. The Rolling Trophy was awarded to the General Administration Department for securing more points in the various competitions in connection with Hindi Fortnight Celebrations.

Cash award scheme to the children of the Port employees who have secured highest marks in Hindi at the CBSE/SSLC/12th Std. level alongwith Certificates were given at the Valedictory function of Hindi Fortnight celebration. Cash award for Noting & Drafting in Hindi for the employees and Officers were given during the function.

Cochin Port Trust was awarded "Rajbhasha Kirti Puraskar (third prize) for best implementation of Official Language among Board/Autonomous Body under "C" Zone for the year 2019 by OL Department. Dr. M. Beena, IAS, Chairperson received the Puraskar from Hon'ble Union Home Minister on the occasion of Hindi Day Celebration held on 14-09-2019 at Vigyan Bhavan, New Delhi.

Hindi House Journal of Cochin Port Trust "Cochin Lahar" was released by the Hon'ble Minister of State for Shipping (Independent Charge) during his visit to Cochin Port Trust on 20-09-2019.

Employees were deputed for Hindi competitions In connection with Joint Hindi Fortnight Celebrations conducted from 20-11-2019 to 06-12-2019 by TOLIC(PSU) in different organisations. Cochin Port Trust won prizes for Light Music (Male & Female), News Reading, & Poetry Writing ,Quiz, Just a minute and Translation". Cochin Port Trust was awarded with 3rd prize for OL Implementation and 2nd prize for our House journal "Cochin Secretary & OL Officer, Cochin Port Trust Smt. C. Premakumari received the Trophy and Certificate .

Employees were nominated for Pragya & Prabodh, Stenography & Typewriting course conducted by Hindi Teaching Scheme for January, 2020 session.

Computer Training was given to the

Officers/employees of Cochin Port Trust with a special attention to UNICODE method compatible to all Computers in order to increase the working knowledge of Hindi.

## 6. Vigilance Department

### I. Vigilance Functions:

Functions of the Vigilance Division can be broadly divided into (i) Preventive Vigilance, (ii) Punitive Vigilance and (iii) Surveillance and Detection.

#### Preventive Vigilance

- a. Vigilance Awareness Week was inaugurated on 28-10-2019 by Dr. M. Beena, IAS, Chairperson, C o P T , followed by administering Integrity Pledge to the staff. Integrity Pledge was administered in various departments and divisions of the Port. Competitions on poster designing /essay writing/elocution were conducted among school/ college students and also among CoPT employees during the week. A talk on the theme "Integrity - a way of life" was delivered by Hon'ble Shri. P Mohanadas, Former Judge and sitting Judicial Member of Kerala State Human Rights Commission during the week. In the valedictory function held on 02-11-2019, Dr. M Beena, IAS, Chairperson, CoPT distributed the awards to prize winners of various competitions. Talk on

- the theme was conducted during the week by CVO, CoPT at (i) Office of BSNL, Ernakulam and (ii) Regional Office, Oriental Insurance Co. A walkathon was conducted by Vigilance Study Circle Kerala on 03-11-2019 at Ernakulam in which employees of CoPT participated in good numbers.
- b. 6 Nos. CTE type inspections (4 civil projects and 2 electrical projects) were completed during the period and reports sent to CTE.
  - c. 9 Nos. contracts under Integrity Pact (6 civil contracts and 3 mechanical contracts) have been reviewed during the period.

### ii. Punitive Vi.gilance

Complaints received from various sources were examined and investigations done in case of verifiable allegations having vigilance angle and reports submitted to the competent authority.

### iii. Surveillance and Detection

24 Nos. periodic inspections in various departments and 42 Nos. surprise inspections were carried out in the areas perceived as corruption-prone. In 6 cases irregularities were observed and recommendation to take necessary action / corrective measures was issued to the concerned authority. Systemic

improvements were suggested in 4 cases for implementation.

## II. Organizing Review Meetings

Monthly review of all pending matters such as investigation reports, disciplinary cases and other vigilance complaints / cases were conducted regularly. 2 Nos. IEM meetings were held during the period to review contracts under Integrity Pact.

## III. Submission of Reports and Returns

- I. Monthly report of the work done on vigilance matters and periodic reports of disciplinary matters sent to CVC and MoS respectively.
- ii. Quarterly reports for anti corruption activities, pending CBI prosecution sanctions, CTE type inspections, civil, mechanical, electrical and service contracts, horticulture works, consultancy works, land leasing contracts and procurement of stores and medicines were sent to CTE.
- iii. Quarterly Progress Report for vigilance works of CVO, CoPT for each quarter for the year 2019-20 uploaded in CVC portal.
- iv. Scrutiny of Immovable Property returns for the year 2019 has been carried out for Class I & II officers and compliance ensured.

## 7. Right to Information Act, 2005

Cochin Port Trust has implemented the Right to Information Act, 2005. Information

such as organization functions & duties, employees, details etc. have been voluntarily disclosed as prescribed in the Act and has been uploaded in the website i.e. [www.cochinport.gov.in](http://www.cochinport.gov.in).

Secretary has been appointed as the Transparency Officer under RTI Act for Cochin Port Trust. There are 8 Central Public Information Officers and 8 Asst. Public Information Officers for the eight departments. Deputy Chairman, Cochin Port Trust Appellate Authority under RTI Act.

Training programmes were conducted for the employees on various provisions of the RTI Act. RTI Applications are processed online through the portal of Govt. of India ([www.rtionline.gov.in](http://www.rtionline.gov.in)) with effect from 15th March 2017.

During 01-04-2019 to 31-03-2020, 159 applications and 28 Appeals were received under the Act and all applications were processed within the stipulated time.

## 8. ISO Certification

The Cochin Port Trust has been conferred ISO Certification under the new ISO 9001:2015 standard for a period from 10-10-2018 to 19-12-2021.

## 9. Management Development Programme

As part of the Port's efforts to impart specialized training to the Port officers & staff, a number of officers and staff were deputed, for different training courses, seminars/conferences, during the year.

13 Domestic training programmes were conducted as part of the management development programme.

22 in-house training programmes were also conducted at the Port Conference Halls at Administration building and DLD, CoPT.



## II. Traffic



The total traffic handled by the Port during the year recorded an increase of 6.30% to 340.38 lakh tonnes as against 320.22 lakh tonnes handled in the preceding year. An increase of 6.15% was recorded in the liquid

bulk and 6.31% in the containerised cargo as compared to the preceding year. The details of Traffic handled is given in the following statement.

(In Lakh Tonnes)

	2019-20		2018-19	
	Quantity	Percentage to total	Quantity	Percentage to total
<b>A. Bulk Cargo</b>				
I) Liquid Cargo	238.10	69.95	224.30	70.05
II) Dry Bulk				
1. Fertilisers & its raw materials	2.06	0.61	2.33	0.73
2. Ilmenite Sand	0.49	0.14	0.47	0.15
3. Coal	0.00	0.00	0.43	0.13
4. Cement	11.10	3.26	8.99	2.81
5. Salt	0.96	0.28	1.11	0.34
6. Others	0.19	0.06	0.85	0.26
<b>TOTAL</b>	<b>14.80</b>	<b>4.35</b>	<b>14.17</b>	<b>4.43</b>
<b>B. Break Bulk Cargo</b>	<b>1.20</b>	<b>0.35</b>	<b>0.59</b>	<b>0.18</b>
<b>C. Containerised Cargo</b>	<b>86.28</b>	<b>25.35</b>	<b>81.16</b>	<b>25.35</b>
<b>GRAND TOTAL</b>	<b>340.38</b>	<b>100.00</b>	<b>320.22</b>	<b>100.00</b>

During the year foreign cargo traffic increased by 8.83 % to 229.39 lakh tonnes from 210.78 lakh tonnes in the preceding year. Coastal cargo traffic have increased by 1.42 % to 110.99 lakh tonnes from

109.44 lakh tonnes. The details of coastal and foreign trade handled during the year compared with the preceding year are given below:

(In Lakh Tonnes)

Traffic	Export		Import		Total	
	2019-20	2018-19	2019-20	2018-19	2019-20	2018-19
Coastal	39.24	40.20	71.75	69.24	110.99	109.44
Foreign	28.08	26.26	201.31	184.52	229.39	210.78
<b>Total</b>	<b>67.32</b>	<b>66.46</b>	<b>273.06</b>	<b>253.76</b>	<b>340.38</b>	<b>320.22</b>



**Imports**

Total import traffic handled during the year recorded an increase by 7.61% to 273.06 lakh tonnes from 253.76 lakh tonnes in the preceding year. A statement

showing the commodity wise imports during the year compared to preceding year is given below.

(In Tonnes)

Commodity	2019-20		2018-19	
	Quantity	Percentage to total	Quantity	Percentage to total
POL *	18104468	66.30	17114999	67.45
Fertilisers	22000	0.08	15000	0.06
Fertilisers & Raw Materials	184055	0.68	218409	0.86
Coal	0	0.00	43245	0.17
Containers	6204890	22.72	5827654	22.97
Other Cargo	2791100	10.22	2156798	8.49
<b>TOTAL</b>	<b>27306513</b>	<b>100.00</b>	<b>25376105</b>	<b>100.00</b>

\*includes Crude & POL

**Exports**

Total export traffic handled during the year showed an increase of 1.29% to 67.32 lakh tonnes from 66.46 lakh tonnes in the preceding

year. A commodity wise statement of exports handled during the year compared to preceding year is given below.

(In Tonnes)

Commodity	2019-20		2018-19	
	Quantity	Percentage to total	Quantity	Percentage to total
(i) POL *	4241234	63.00	4224480	63.57
(ii) Containers				
Tea	71732	1.07	82251	1.24
Cashew Kernals	29863	0.44	29124	0.44
Sea Foods	146759	2.18	189064	2.84
Coir Products	118079	1.75	225463	3.39
Rubber & Rubber Products	82075	1.22	83504	1.26
Spices	75429	1.12	79039	1.19
Coffee	31750	0.47	40670	0.61
Others	1867161	27.74	1559032	23.46
(iii) Other bulk	67730	1.01	132959	2.01
<b>TOTAL</b>	<b>6731812</b>	<b>100</b>	<b>6645586</b>	<b>100</b>

\*includes Crude & POL

### Container Traffic

During the year the tonnage of container cargo (excluding tare weight of containers) handled increased by 7.03% to 71.73 lakh tonnes from 67.02 lakh tonnes in the preceding year. Exports in containers showed an increase by 7.34% during the year to 16.97 lakh tonnes

from 15.81 lakh tonnes in the preceding year and import in containers showed an increase by 6.93% during the year to 54.76 lakh tonnes from 51.21 lakh tonnes in the preceding year as may be seen from the following statement.

**(In Tonnes)**

Commodities	Quantity		Percentage to total	
	2019-20	2018-19	2019-20	2018-19
<b>Export</b>				
Cashew Kernels	29863	29124	0.42	0.43
Coir Products	118079	225463	1.65	3.36
Pepper	7685	5346	0.11	0.08
Sea Foods	146759	189064	2.05	2.82
Tea	71732	82251	1.00	1.23
Turmeric	2166	2083	0.03	0.03
Coffee	31750	40670	0.44	0.61
Chemicals	70202	65201	0.98	0.97
Miscellaneous	1218933	941630	16.99	14.05
<b>Total</b>	<b>1697169</b>	<b>1580832</b>	<b>23.66</b>	<b>23.59</b>
<b>Import</b>				
Machinery	23489	21052	0.33	0.31
Tea	6360	8230	0.09	0.12
Chemicals	391824	364847	5.46	5.44
Miscellaneous	5054279	4726937	70.46	70.53
<b>Total</b>	<b>5475952</b>	<b>5121066</b>	<b>76.34</b>	<b>76.41</b>
<b>Grand Total</b>	<b>7173121</b>	<b>6701898</b>	<b>100.00</b>	<b>100.00</b>

Total number of containers handled showed an increase to 620061 TEUs during the year from 594592 TEUs handled in the

preceding year indicating an increase by 4.28% as may be seen from the following statement.



Particulars	2019-20	2018-19
I) No. of sailings of fully containerised ships	606	627
ii) No. of laden containers handled		
<b>(a) Exports</b>		
(i) 20 Feet	50195	45011
(ii) 40/45 Feet	49405	49510
<b>Total</b>	<b>99600</b>	<b>94521</b>
<b>(b) Imports</b>		
(i) 20 Feet	176965	163704
(ii) 40/45 Feet	48492	49246
<b>Total</b>	<b>225457</b>	<b>212950</b>
<b>(c) Grand Total</b>		
(I) No. of laden containers		
Actual Number	325057	307471
TEUs	422954	406227
(ii) No. of empty containers		
Actual Number	168795	159447
TEUs	197107	188365
<b>Total</b>		
<b>Actual Number</b>	<b>493852</b>	<b>466918</b>
<b>TEUs</b>	<b>620061</b>	<b>594592</b>

Total number of containers received from and despatched to different ICD's decreased to 1120 TEUs during the year from 2438 TEUs in the preceding year. A

statement showing the number of TEUs received from and despatched to the ICD's during the year compared with preceding year is given below.

Particulars	Grand Total ICD
	No. of Containers TEUs
Received	500 (1288)
Despatched	620 (1150)
<b>TOTAL</b>	<b>1120</b> <b>(2438)</b>

Note : Figures in brackets relate to previous year.

### CFS Facility

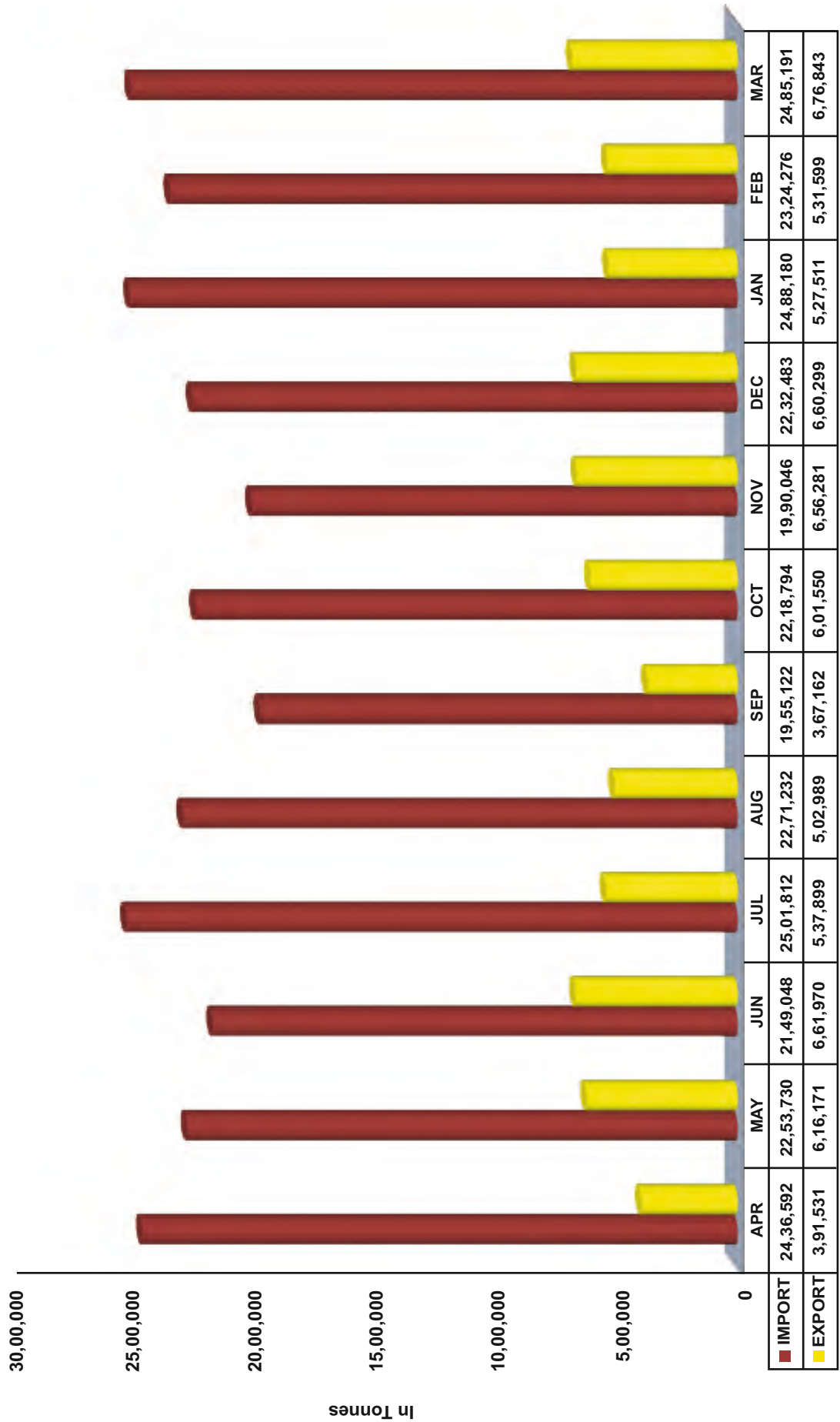
Facility	2019-20	2018-19
CFS Stuffing / De-stuffing (TEUs)	4483	4507
Baggage Shed De-stuffing (TEUs)	1579	1693

Cochin Port CFS registered a decrease of 0.53 % in the volume of cargo containers stuffed and de-stuffed for the period April to

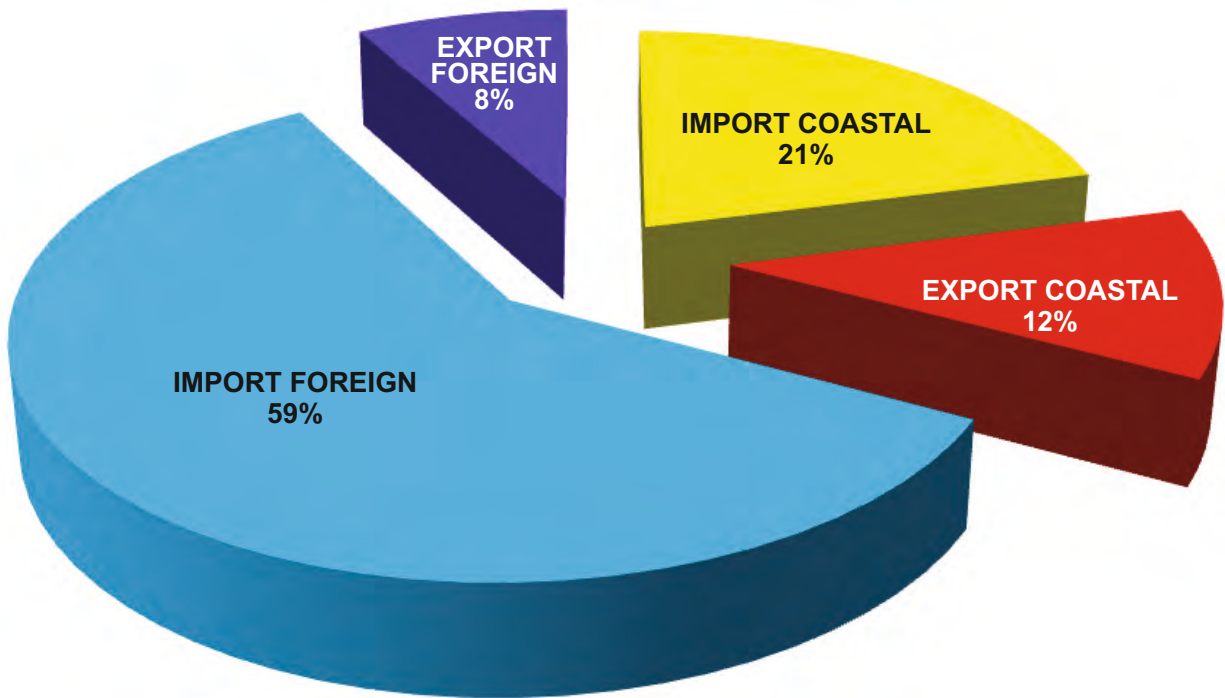
March 2019-20 vs. the corresponding period in 2018-19.



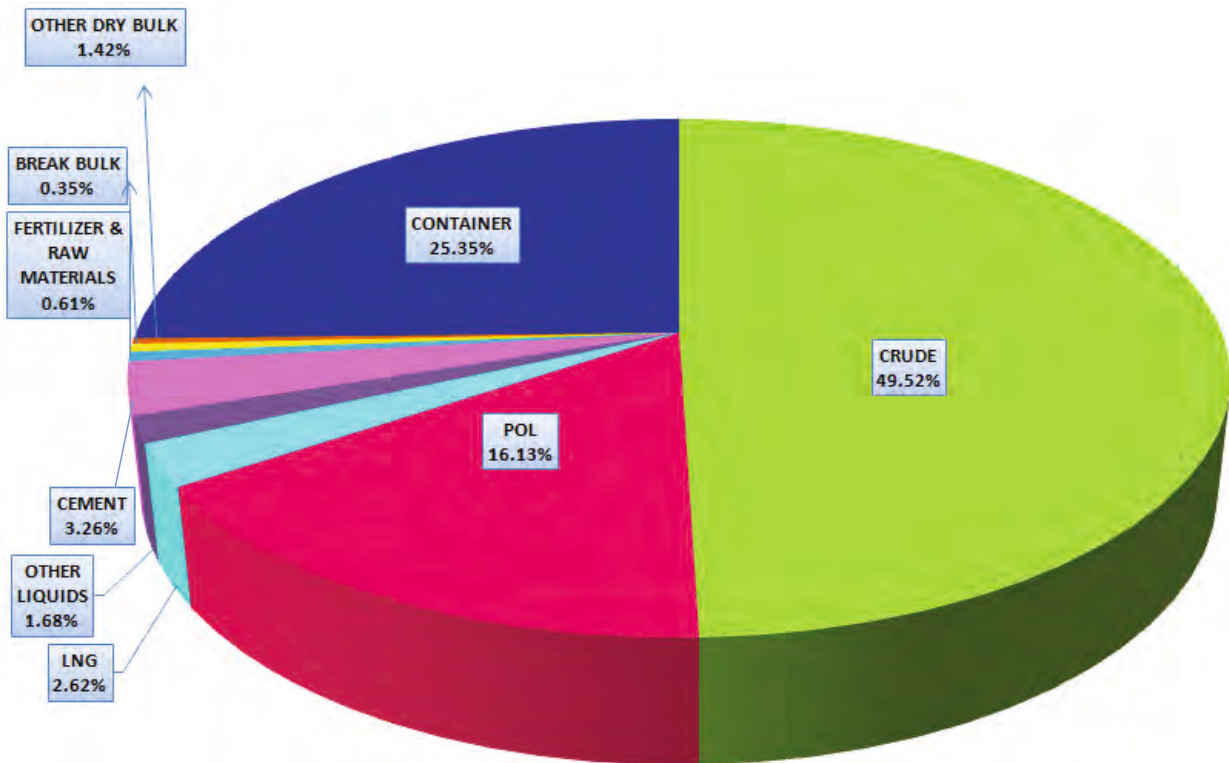
**DIAGRAM NO.1**  
**MONTHLY VARIATION IN THE VOLUME OF TRAFFIC HANDLED DURING 2019-20**



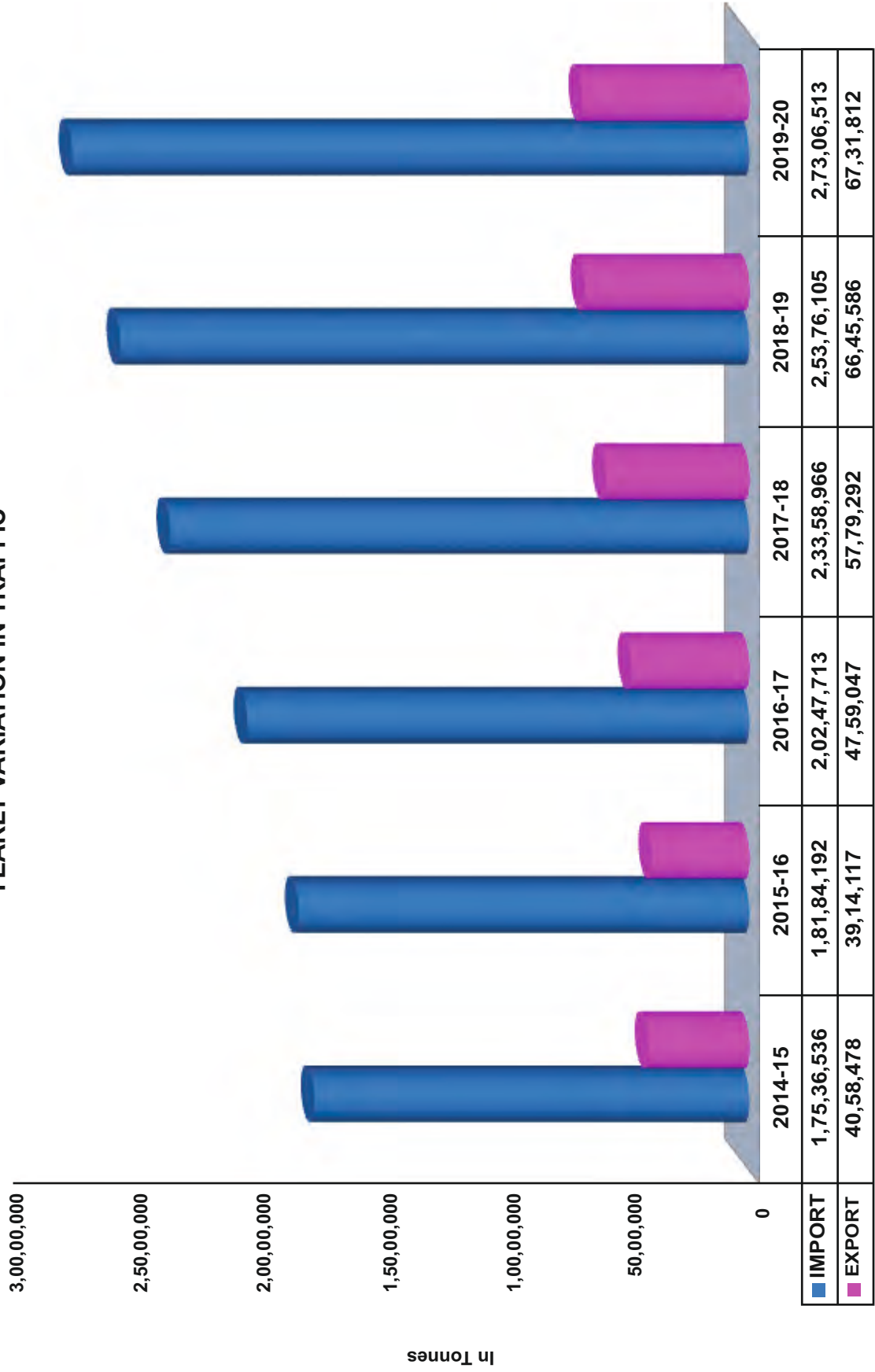
**DIAGRAM No. 2**  
**PERCENTAGE COMPOSITION OF TRAFFIC DURING 2019-20**



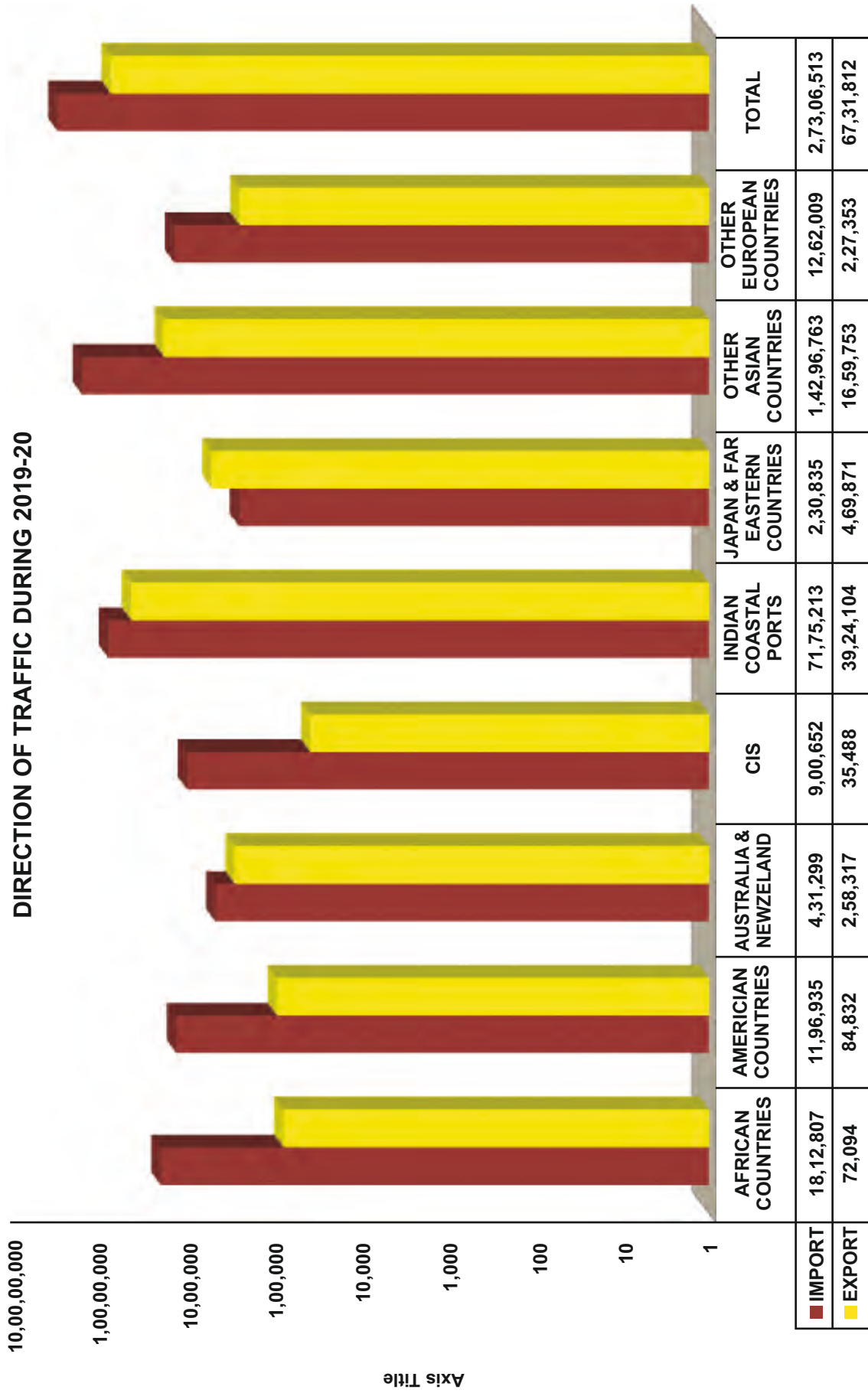
**DIAGRAM No. 3**  
**VARIATION OF TRAFFIC 2019-20**



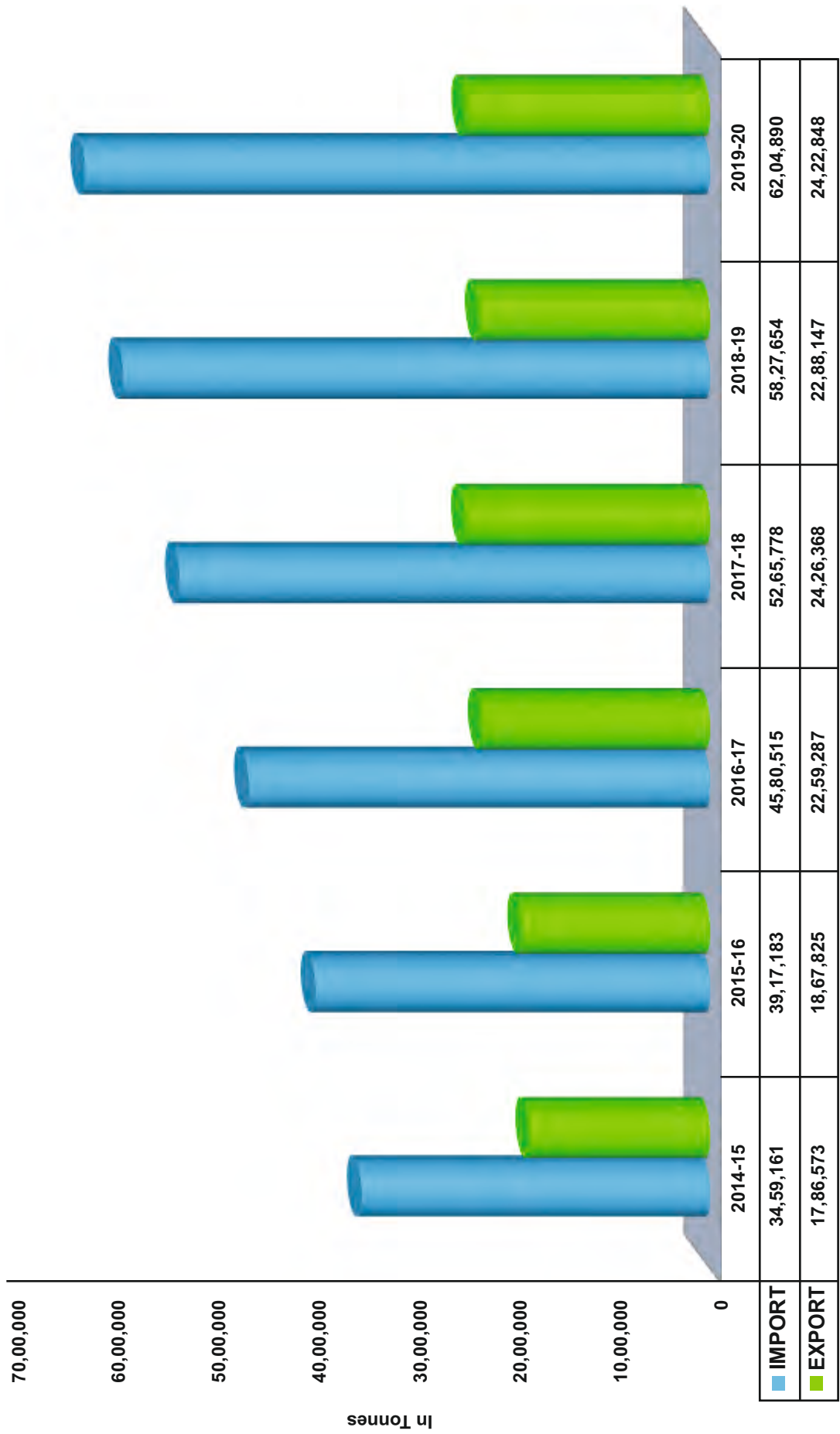
**DIAGRAM NO. 4  
YEARLY VARIATION IN TRAFFIC**



**DIAGRAM NO.5**  
**DIRECTION OF TRAFFIC DURING 2019-20**



**DIAGRAM NO. 6  
CONTAINER TRAFFIC HANDLED**



### III. Shipping



Number of vessels entered remains constant for the year 2019-20 and 2018-19. The total GRT of vessels called at the Port

showed an increase of 3.41% during the year over that of the preceding year as may be seen from the following statements:

Year	No. of Ships	GRT	No. of Ships	GRT
2014-2015	1476	28214806	1476	28247433
2015-2016	1620	35551325	1614	35506884
2016-2017	1653	42075111	1657	42081025
2017-2018	1555	43109857	1551	43063756
2018-2019	1600	46095209	1608	46269274
2019-2020	1600	47665451	1589	47093787

A category wise analysis of ships that called at the Port during the year compared

with the preceding year is given below:

Type of Vessles Entered	No. of Ships		GRT	
	2019-20	2018-19	2019-20	2018-19
Tankers	420	398	21337653	19579639
Colliers	0	1		31117
Food grains		0		0
Fertilizer	1	1	34619	31117
Dry Bulk	93	86	1412465	1260746
General Cargo	28	40	248499	401719
Containers	608	625	19811283	19911757
Cruise Vessels	44	49	2912855	2861659
Passengers & Others	406	400	1908077	2017455
<b>Total</b>	<b>1600</b>	<b>1600</b>	<b>47665451</b>	<b>46095209</b>

The number of cleared ships having GRT above and below 3000 showed a decrease during the year compared to preceding year,

which may be seen from the following statement:

GRT of Ships	2019-20			2018-19		
	Coastal	Foreign	Total	Coastal	Foreign	Total
Upto 2999	70	10	80	112	9	121
3000-6999	306	18	324	290	21	311
7000-14999	68	125	193	126	102	228
15000-39999	452	156	608	358	191	549
40000 & above	56	328	384	66	333	399
<b>Total</b>	<b>952</b>	<b>637</b>	<b>1589</b>	<b>952</b>	<b>656</b>	<b>1608</b>



Average GRT of ships entered and cleared showed an increase compared with the

preceding year as may be seen from the statement given below:

Average GRT of Steamers		
Year	Entered	Cleared
2014-2015	19116	19138
2015-2016	21945	21999
2016-2017	25454	25396
2017-2018	27723	27765
2018-2019	28809	28774
<b>2019-2020</b>	<b>29791</b>	<b>29637</b>

## 2. Seasonal pattern of shipping (cargo vessels)

Average number of cargo vessels in Port per day was 4.09 during the year. An analysis

of the month wise average of ships in Port per day at the Wharf and in stream during the year compared with the preceding year is given below:

Month & Year	2019-20			2018-19		
	At Wharf & SPM	In Stream	Total	At Wharf & SPM	In Stream	Total
April	3.94	—	3.94	3.46	—	3.46
May	4.29	—	4.29	4.10	—	4.10
June	4.23	—	4.23	4.06	—	4.06
July	3.87	—	3.87	3.53	—	3.53
August	4.41	—	4.41	4.37	—	4.37
September	3.25	—	3.25	3.78	—	3.78
October	4.40	—	4.40	4.43	—	4.43
November	3.98	—	3.98	4.23	—	4.23
December	4.34	—	4.34	3.11	—	3.11
January	4.07	—	4.07	4.02	—	4.02
February	4.32	—	4.32	5.02	—	5.02
March	4.31	—	4.31	4.61	—	4.61
<b>Annual Average</b>	<b>4.09</b>	<b>—</b>	<b>4.09</b>	<b>4.00</b>	<b>—</b>	<b>4.00</b>

#### 3. Berthing distribution of vessels

Berth No.	No. of Vessels	
	2019-20	2018-19
Q1	48	54
Q2	0	0
Q3	0	0
Q4	66	67
Q5	59	68
Q6	53	54
Q7	62	66
Q8	42	40
Q9	28	39
Q10	45	35
BTP	123	120
COT	87	111
NCB	67	59
NTB	78	50
SCB	5	28
STB	2	0
LNG	13	10
UTL	109	88
V2	271	286
V3	337	341
<b>Total -A</b>	<b>1495</b>	<b>1516</b>
B. SPM	89	87
C. Cochin Shipyard/ Dock	5	5
<b>Grand Total A+B+C</b>	<b>1589</b>	<b>1608</b>

#### 4. Berth Occupancy

Average occupancy of berths / jetties during the year increased to 59% from 43% in the preceding year. A statement indicating

the percentage occupancy of various alongside wharf berths and jetties during the year compared to preceding year is given below:

Berth Facility	No. of berths	Percentage of Utilisation	
		2019-20	2018-19
Q1 - Q7	7	39.59	33.30
Q8 - Q9	2	27.04	37.51
Q10 (FACT)	1	45.37	42.88
STB & NTB	2	23.08	67.56
COT	1	91.99	79.40
BTP	1	100.00	71.69
NCB & SCB*	2	67.89	39.68
Vallarpadam V2 - V3	2	64.39	64.49
LNG	1	6.24	4.9
UTL	1	100.00	133.72
<b>Total - A</b>	<b>20</b>	<b>58.98</b>	<b>42.16</b>
B. SPM	1	49.01	50.78
<b>Grand Total (A+B)</b>	<b>21</b>	<b>58.51</b>	<b>43.00</b>

\* BERTH DECOMMISSIONED

### 5. Flagwise analysis of shipping

The Nationality wise distribution of ships, which were cleared from the Port during the

year compared with the preceding year, is indicated below:

Nationality of vessels	2019-20			2018-19		
	No. of cargo ships cleared	Total traffic handled (Lakhs tonnes)	% to total traffic handled	No. of cargo ships cleared	Total traffic handled (Lakhs tonnes)	% to total traffic handled
Bahamian	3	2.68	0.79	3	0.96	0.30
Cyprus	1	0.0009	0.00	0	0.00	0.00
Indian	592	163.10	47.92	624	176.28	55.05
Liberian	124	29.37	8.63	193	49.30	15.40
Malta	21	16.36	4.81	21	8.96	2.80
Panamanian	73	26.01	7.64	69	26.46	8.26
Singapore	103	16.28	4.78	77	14.01	4.38
Others	224	86.57	25.43	169	44.24	13.82
<b>Total</b>	<b>1141</b>	<b>340.38</b>	<b>100.00</b>	<b>1156</b>	<b>320.22</b>	<b>100.00</b>

During the year Indian ships handled 47.92 % of the total traffic at the Port. Details of flag wise analysis of traffic handled are given in Statement No.7 in the Statistical Appendices.

### 6. Pilotage

During the year 4265 movements of ships involving 7389 hours were attended to as against 4430 movements involving 7975 hours in the preceding year. The average time involved per movement was 1.73 hours during

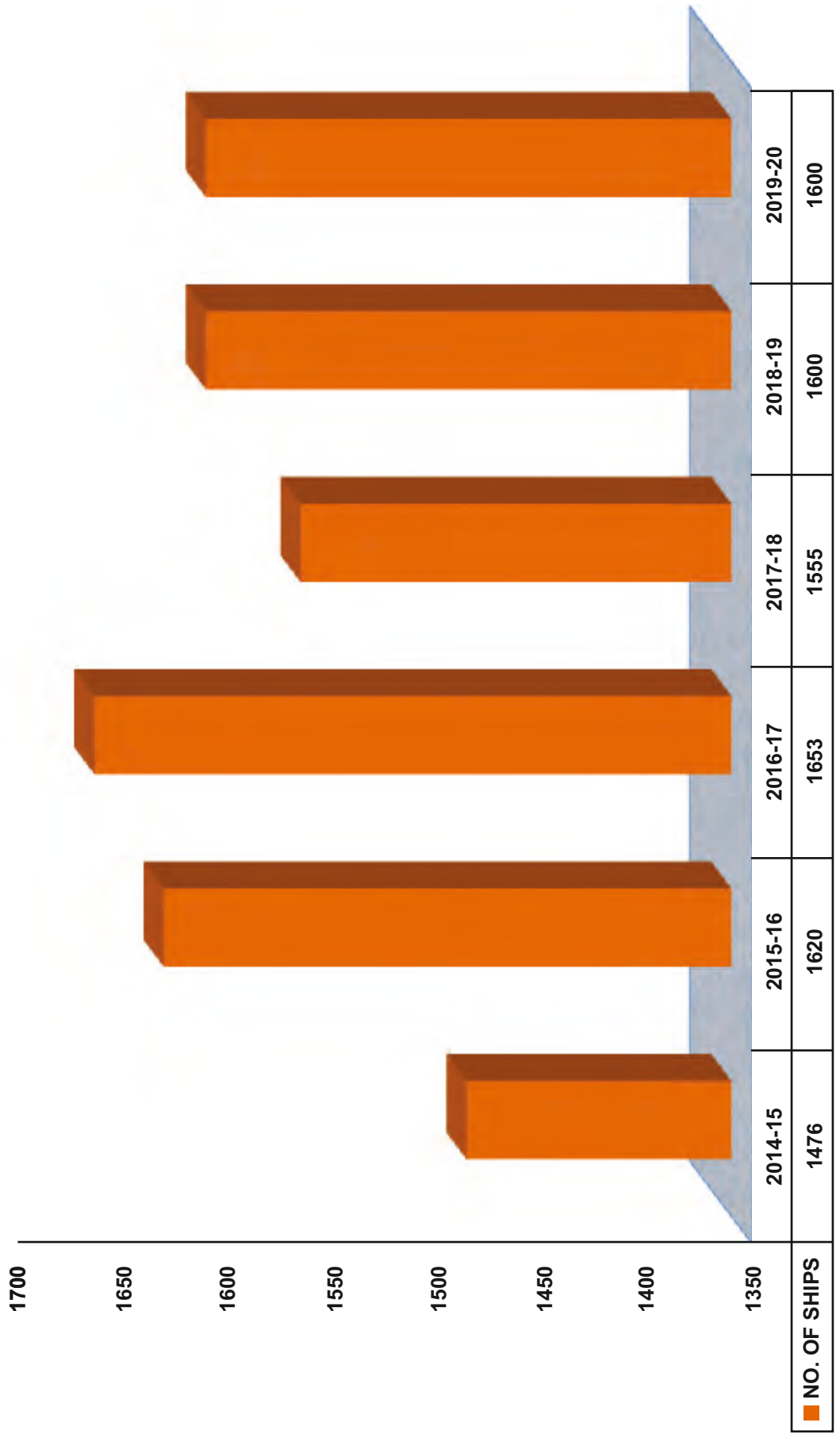
the year as against 1.80 hours in the preceding year.

### 7. Passenger traffic

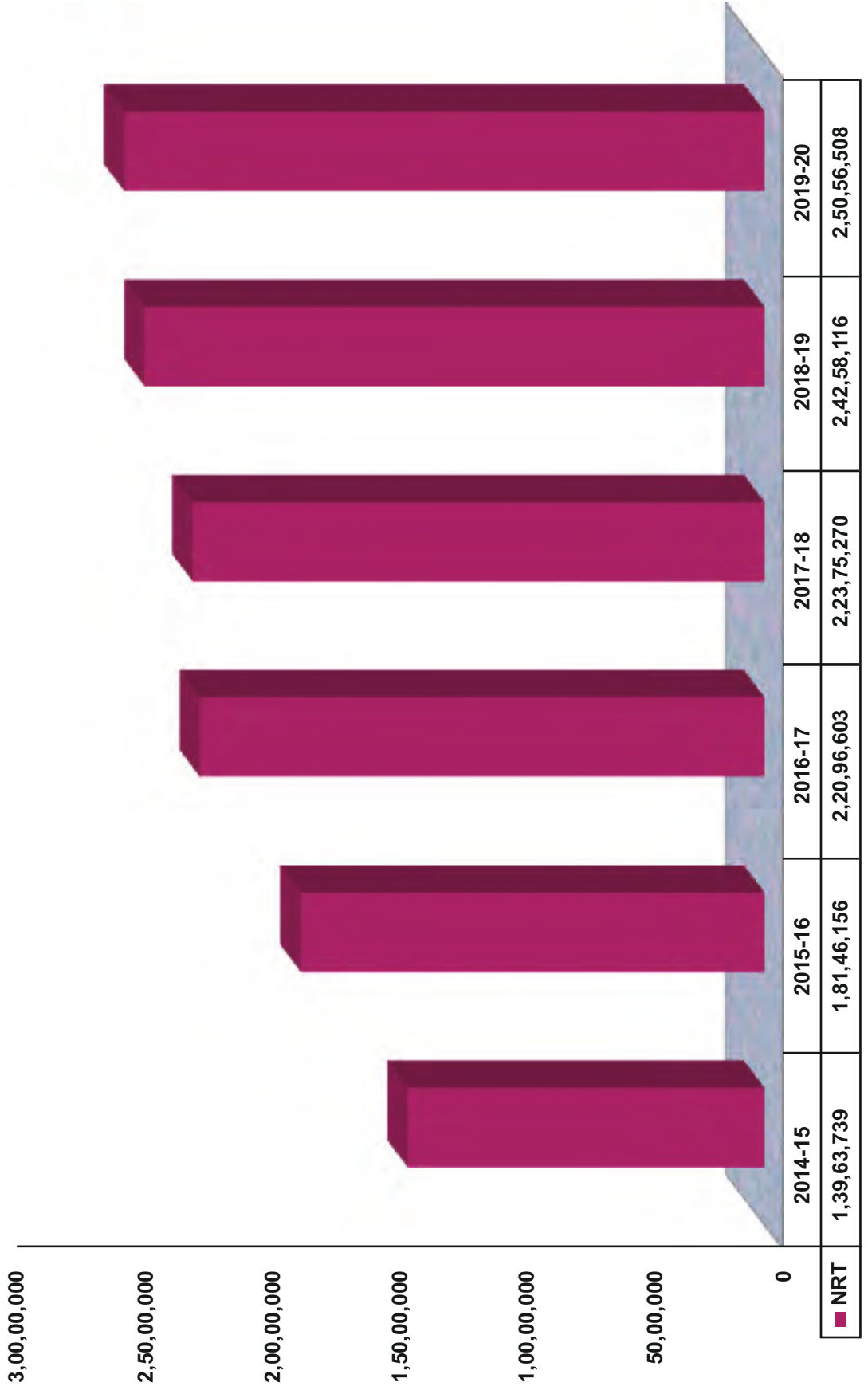
Total number of passengers arrived at and sailed from Cochin Port during the year was 174489 and 160138 respectively as against 165006 and 156095 in the preceding year. Details of passenger traffic are given in Statement No.32 of the Statistical Appendices.



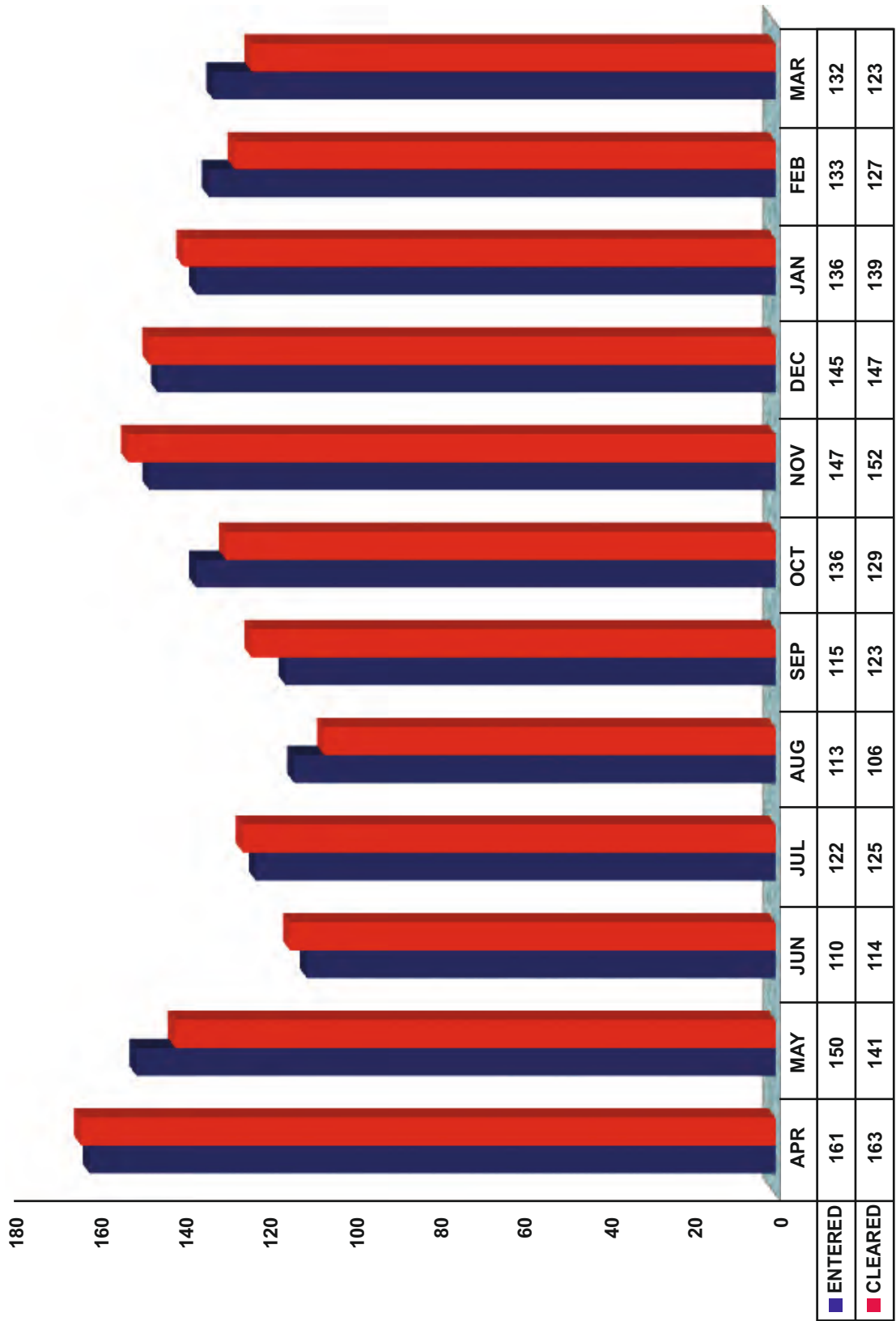
**DIAGRAM NO. 7  
NUMBER OF SHIPS ENTERED**



**DIAGRAM NO. 8  
NRT OF VESSELS ENTERED**



**DIAGRAM NO. 9**  
**MONTHLY VARIATION OF SHIPS ENTERED & CLEARED DURING 2019-20**





During the year 2019-20, 51.98% of the traffic was handled at Wharf and 48.02% of the traffic was handled at SPM. A statement showing the tonnage handled during the year

compared with the preceding year is given below.

(In Lakhs Tonnes)

Year	At Wharf			At SPM/ STS			Grand Total
	Import	Export	Total	Import	Export	Total	
2019-20	109.62	67.32	<b>176.94</b>	163.44	0.00	<b>163.44</b>	340.38
	32.21%	19.78%	<b>51.98%</b>	48.02%	0%	<b>48.02%</b>	100%
2018-19	104.25	66.46	<b>170.71</b>	149.51	0.00	<b>149.51</b>	320.22
	32.56%	20.75%	<b>53.31%</b>	46.69%	0%	<b>46.69%</b>	100%

## 2. Utilization of Cargo handling equipment

The utilization of cargo handling equipments for the year 2019-20 is given in Statement No.27 of Statistical Appendices.

## 3. Operational Efficiency Performance Indicators

The performance indicators for the year 2019-20 are given in Statement No.17 & 18 of the Statistical Appendices. Analyses of

important indicators are given in the following paragraphs.

### a) Pre-berthing waiting time

During the year 2019-20 the overall pre-berthing waiting time at outer roads per ship having cargo work increased to 11.44 hrs as against 12.67 hrs in the preceding year. A detailed analysis showing causes of detention of various categories of ships is given below.

Percentage causes for detention of ships at outer roads							
Type of Ships	Ships/ Agents option	Berth not available	Tidal/ Draft constraints	Weather constraints	Lack of night navigation	Others	Total
Break Bulk	1.09	0.18	0.00	0.00	0.00	0.27	<b>1.55</b>
Containers	18.12	0.00	0.16	0.00	0.00	3.08	<b>21.36</b>
Dry Bulk (M)	2.21	0.24	1.54	0.00	0.00	5.35	<b>9.34</b>
Dry Bulk (C)	0.09	0.00	0.13	0.00	0.00	0.00	<b>0.22</b>
Liquid Bulk	37.96	3.03	3.45	0.00	0.00	23.09	<b>67.53</b>
<b>Total for 2019-20</b>	<b>59.47</b>	<b>3.46</b>	<b>5.29</b>	<b>0.00</b>	<b>0.00</b>	<b>31.78</b>	<b>100.00</b>
Total for 2018-19	58.70	0.00	5.62	0.00	0.00	35.68	100.00

### b) Turnaround time

Average turnaround time of ships having cargo work increased to 1.51 days during the year from 1.47 days in the preceding year. Category wise details of turnaround

time of ships are furnished in Statement No.18 in the Statistical Appendices. A cause wise analysis of stay of ships at the berth during the year is given in the following statement.

Percentage of various causal factors to total time lost	Break Bulk	Container	Dry Bulk	Liquid Bulk	Total
% of the time worked to stay at berth	92.66	99.73	96.91	94.89	<b>96.44</b>
% of time lost to Total stay at berth	7.34	0.27	3.09	5.11	<b>3.56</b>
Power Failure	0.00	1.58	0.13	0.00	<b>0.45</b>
Hatch opening/ Commencement of operations	30.58	29.53	9.30	0.00	<b>11.67</b>
Ships Account/ Agents option	25.46	58.60	36.73	43.94	<b>43.61</b>
Departure formalities	0.00	0.00	17.86	41.26	<b>22.48</b>
Strike/ Stoppage of work	0.00	0.00	0.00	0.00	<b>0.00</b>
Weather constraints	47.66	4.26	15.02	1.75	<b>8.69</b>
Equipment breakdown/ non-availability	3.34	10.73	11.07	0.73	<b>4.99</b>
Other reasons	0.19	4.59	7.33	4.90	<b>4.60</b>

### c) Other salient features

Average service time for handling 1000 tons of cargo decreased to 1.01 hours during the year. Average output of shore per gang shift decreased to 407

tons during the year from 555.26 tons in the preceding year. The following table gives some of the important indicators in respect of shipping and traffic.

Sl.No	Indicators	2019-20	2018-19
1	Average service time per ship (total time in berth days)	1.25	1.22
2	Average service time per 1000 tonnes of cargo (in hours)	1.01	1.05
3	Average output of shore labour per gang shift (in tonnes)	407	500.25

**DIAGRAM NO.10**  
**YEARLY VARIATION IN AVERAGE DETENTION & AVERAGE TURNAROUND OF SHIPS CLEARED**



TRT (DAYS)	2014-15	2015-16	2016-17	2017-18	2018-19	2019-20
PBD (HRS)	1.61	1.55	1.54	1.54	1.47	1.51
	20.22	15.86	11.41	10.31	12.67	11.44

The details of average productivity for effective hook hours are given below:

(in tonnes)

Sl.No	Commodity	Average productivity per effective hook hours 2019-20
<b>1</b>	<b>Break Bulk</b>	
a)	DEFENCE CARGO	14
b)	METALS & METAL PRODUCTS	40
c)	STEEL CARGO COASTAL	49
d)	MACHINERY	0
e)	PROJECT CARGO	32
<b>2</b>	<b>Dry Bulk</b>	
a)	BAUXITE IN BULK	101
b)	COAL IN BULK	0
c)	ILMINITE SAND	101
d)	MURATE OF POTASH CONVENTIONAL	63
e)	PETROLEUM COKE	98
f)	SALT IN BULK	49

#### 4. Handling Rate

Average output per ship berthday increased to 23709 tons during the year from 22839 Tons in the preceding year. Category wise output rates are furnished in the Statement No.22 in the Statistical Appendix.

#### 5. Utilization of Storage facilities

The average utilization of storage area during the year was 100%. A statement showing the details of various storage facilities available and utilized during the year compared to preceding year is given below:

Sl. No	Wharf	No. in Commission		Available		Utilized (in M <sup>2</sup> )	
		2019-20	2018-19	2019-20	2018-19	2019-20	2018-19
<b>1</b>	<b>Mattancherry</b>						
a)	Ware Houses	4	4	11215	11210	11215	11800
b)	Overflow Sheds	3	3	6060	6060	6060	6060
c)	Transit Sheds	3	3	13110	13110	13110	13110
	<b>Total</b>	<b>10</b>	<b>10</b>	<b>30385</b>	<b>30380</b>	<b>30385</b>	<b>30380</b>
<b>2</b>	<b>Ernakulam</b>						
a)	Ware Houses	1	1	2680	2980	2680	2980
b)	Overflow Sheds	1	1	1580	1580	1580	1580
c)	Transit Sheds	1	1	3831	3830	3831	3830
	<b>Total</b>	<b>3</b>	<b>3</b>	<b>8091</b>	<b>8390</b>	<b>8091</b>	<b>8390</b>
<b>3</b>	<b>Container Freight Station</b>						
	Ware Houses	1	1	10000	10000	10000	10000
	<b>Grand Total</b>	<b>14</b>	<b>14</b>	<b>48476</b>	<b>48770</b>	<b>48476</b>	<b>48770</b>

## 6) COCHIN – THE LEADING CRUISE DESTINATION IN INDIA

Cochin Port considers cruise as a major business prospect and is committed to make Cochin Port a leading cruise destination on the Indian coast offering services of international standards. Cochin Port gets major cruise lines like Cunard Lines, Royal Caribbean Lines, Aida Cruises, Costa Cruises, Celebrity Cruises, Crystal Cruises etc., every year. 44 Cruise vessels visited the Port in 2019-20. The leading cruise vessels like “Spectrum of the Seas,

Explorer of the Seas, Coasta Venezia, Mein Schiff 5” etc. visited the Port during 2019-20.

Cochin Port has setup a modern world class fully air-conditioned CRUISE PASSENGER FACILITATION CENTRE – “SAMUDRIKA”, where all statutory clearances like Customs and Immigration for cruise passengers are given under single roof. Cochin Port is also developed International Cruise Terminal at Ernakulam Wharf. Cochin Port also has a dedicated Cruise-cell available round the clock to service the exact requirements of the cruise vessels.



## V. Financial Position



### 1. Profit & Loss Account

The Profit & Loss Account for 2019-20 closed with a net profit of Rs.21.30 Crores.

10.85% to Rs.64,903 lakhs during 2019-20 from Rs.58,551 lakhs during 2018-19. The activity wise details are given below:-

### 2. Operating Income

The Operating Income increased by

Rs. In lakhs

Sl.No.	Operating Income	2019-20	2018-19	Percentage Increase(+) Decrease(-)
1	Cargo handling and storage charges	24,552	22,959	6.93%
2	Port and Dock charges	29,389	24,759	18.70%
3	Estate Rentals	10,962	10,833	1.19%
	<b>Total</b>	<b>64,903</b>	<b>58,551</b>	<b>10.85%</b>

### 3. Operating Expenditure

Operating Expenditure decreased from Rs.37,467 lakhs in 2018-19 to Rs. 35,587

lakhs in 2019-20 registering a reduction of 5.02%. Activity wise details are given below:-

Rs. In lakhs

Sl.No.	Operating Expenditure	2019-20	2018-19	Percentage Increase(+) Decrease(-)
1	Cargo handling and storage charges	5,438	5,610	-3.07%
2	Port and Dock facilities for shipping	15,233	16,976	-10.26%
3	Railway workings	-	-	-
4	Rentable land and building	2,708	2,496	8.53%
5	Management & General Administration	12,208	12,385	-1.43%
	<b>Total</b>	<b>35,587</b>	<b>37,467</b>	<b>-5.02</b>

### 4. Finance and Miscellaneous Income and Expenditure

(Rs. in lakhs)

Sl.No.	Particulars	2019-20	2018-19	Percentage Increase(+) Decrease(-)
1	Finance & Miscellaneous Income	4,320	4,661	-7.32%
2	Finance & Miscellaneous Expenditure	31,505	23,826	32.23%



### 5. Capital Debts

Total Capital Debts as on 31st March 2020 stands as Rs. 20,681.35 lakhs.

### 6. Capital at charge

The value of Capital Assets (including

Capital W.I.P) of the Port at original cost decreased to Rs.70,483 lakhs as on 31st March, 2020 from Rs. 70,925 lakhs as on 31st March 2019 as detailed below:-

Rs. In lakhs

SI No.	Particulars	As on 31/03/19	During the year		As on 31/03/20
			Addition	Deletion	
1	Land	5,149	0	0	5,149
2	Capital Dredging	8,440	0	0	8,440
3	Building, Sheds & Other structures	7,476	48	91	7,432
4	Wharves, Roads & Boundaries	18,460	206	18	18,648
5	Floating Crafts	14,628	0	1,464	13,164
6	Docks, Seawall, Piers & Navigational Aids	1,819	0	0	1,819
7	Cranes & Vehicles	1,735	0	0	1,735
8	Plant & Machinery	3,815	108	0	3,923
9	Installations for Electricity Water, Telecommunications & Fire fighting	6,866	0	0	6,867
10	Oil pipeline installations	383	0	0	383
11	Miscellaneous	100	0	0	100
	<b>Total</b>	<b>68,871</b>	<b>362</b>	<b>1573</b>	<b>67660</b>
	Capital Work in-Progress	2,054	929	160	2,823
<b>GRAND TOTAL</b>		<b>70,925</b>	<b>1,291</b>	<b>1,733</b>	<b>70,483</b>

During 2019-20 Rs.1,867 lakhs was provided towards depreciation as against Rs.1,961 lakhs during the year 2018-19.

### 7. Reserve Fund

Balance position of various Reserve Funds as on 31-03-2020 and 31-03-2019 is given below:-

Rs. In lakhs

SI No.	Name of Fund	Balance as on	
		31.03.2020	31.03.2019
1	Capital Reserves	8,484	8,484
2	Reserve for Replacement, Rehabilitation & Modernization of Capital Assets	984	984
3	Reserve for Development, Repayment of Loan & Contingencies	689	689
4	Profit & Loss Account(Accumulated Loss)	49,243	51,373
5	Provision for Depreciation	30,598	30,234
6	Employees Welfare Fund	30	25
7	Family Security Fund	1	2
8	HBA Family Benefit Fund	36	36

**DIAGRAM NO. 11**  
**DISTRIBUTION OF REVENUE ACCOUNTS**

**INCOME**

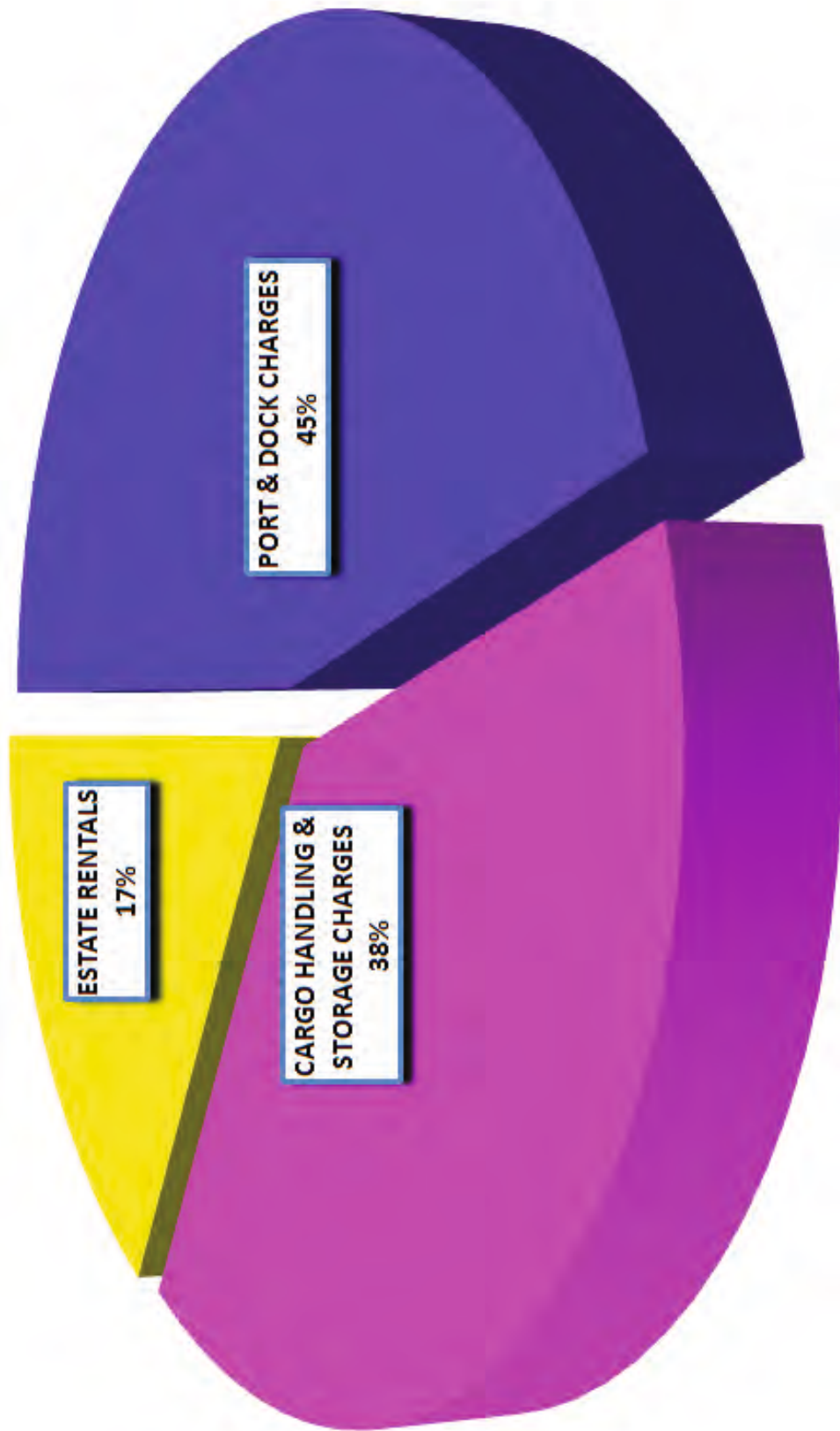
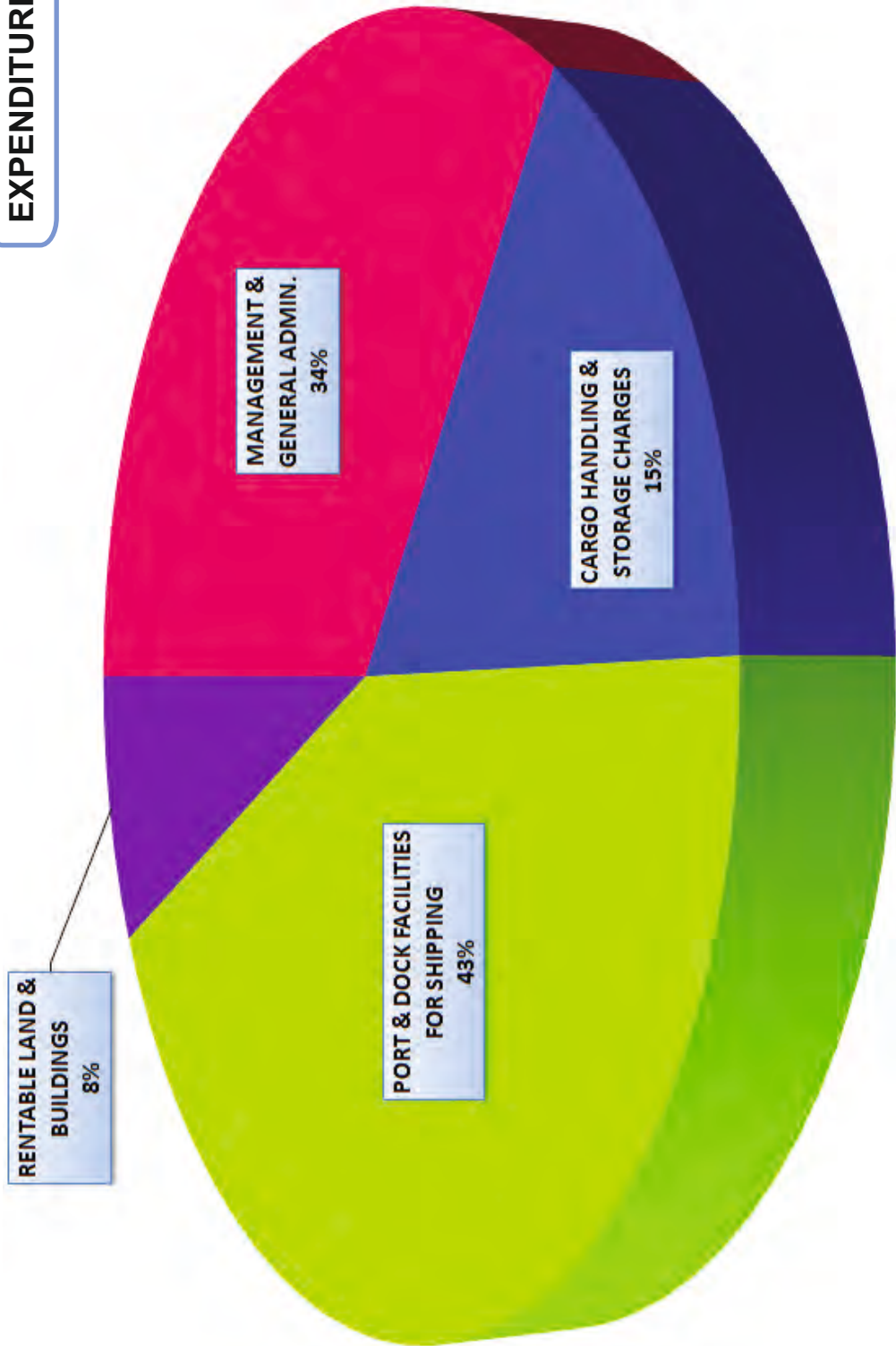
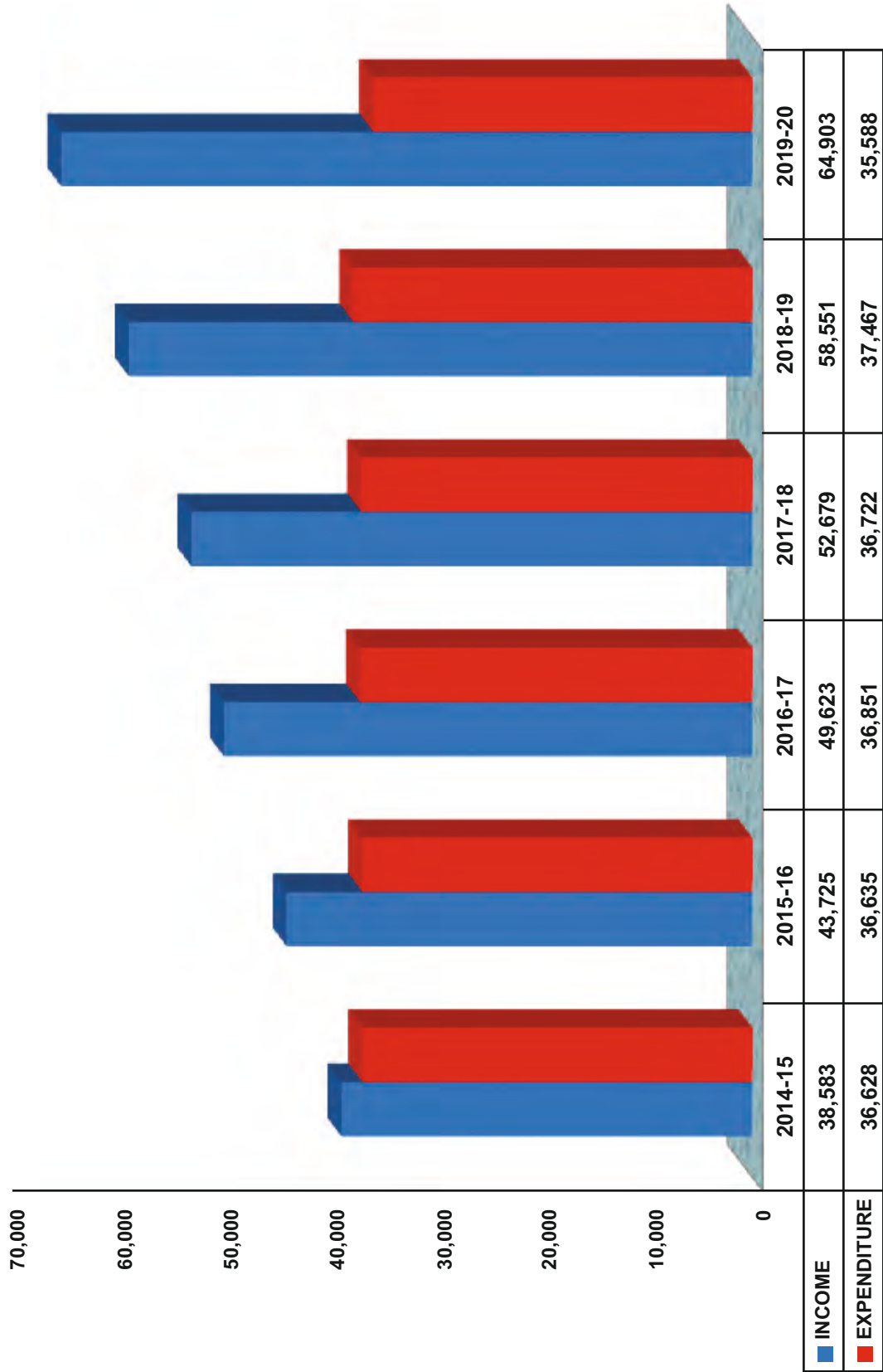


DIAGRAM NO .12  
DISTRIBUTION OF ACCOUNTS

EXPENDITURE



**DIAGRAM NO. 13  
YEARLY VARIATION IN OPERATING INCOME & EXPENDITURE**



### 8. Working Results at a glance

The results of the financial working of the

Port during the year compared to previous year are indicated below:-

(Rs. in lakhs)

Sl.No.	Financial Factors	2019-20	2018-19
1	Gross Income	69,223	63,212
2	Gross Expenditure	67,093	61,294
3	Net Surplus	2,130	1,918
4	Capital at charge at the beginning of the year	70,925	70,961
5	Capital at charge at the end of the year	70,483	70,925
6	Mean capital at charge	70,704	70,943
7	Capital employed	- 12,755	-10,880
8	Return on capital employed(%)	16.70	17.63
9	Net worth	- 37,334	-38,568
10	Percentage of net surplus to mean capital at charge(%)	3.01	2.70
11	Operating ratio (%)	54.83	63.99



## I. CAPITAL WORKS

The approved Annual Plan Outlay for the year 2019-20 was Rs.5659 lakhs, against

this actual expenditure during the year amounted to Rs.2899 lakhs as shown below:

(Rs. in lakhs)

	Scheme	Outlay for 2019-20	Expenditure during 2018-19	Percentage
1.	GBS	537	537	100
2.	IEBR	5122	2362	46.11
	<b>Total</b>	<b>5659</b>	<b>2899</b>	<b>51.23</b>

The following works were taken up during the year:

### 1. Replacement of fenders repairs of fender accessories at various berths of Cochin Port :

The work is completed on 30-11-2019 with a completion cost of Rs.107.77 lakhs.

### 2. Environment Monitoring works in CoPT:

(i) The work of Conducting Stack & Noise monitoring at Cochin Port area for a period of Three Years + (Two Years Extendable) awarded on 22-09-2017 to M/s. Poluchem Laboratories Pvt. Ltd., Kochi, for an amount of Rs. 98,000/- plus GST, for a period of three years and an amount of Rs. 88,000/- excl. GST, for the 4th & 5th year. Work commenced on 19-10-2017 and is in progress.

(ii) The work of Monitoring of Ambient Air Quality at Cochin Port area for a period of Three Years (Two Years Extendable) awarded on 22-12-2016 to M/s. Hubert Enviro Care Systems (P) Ltd., Chennai for an amount of Rs. 12,06,720/- plus GST for a period

of three years and an amount of Rs. 8,04,480/- plus GST for the 4th and 5th year. Work commenced on 11-01-2017 and is in progress.

(iii) Environmental Monitoring of water and sediment quality parameters in the backwaters around Cochin Port Trust for a period of five years from Feb. 2017 awarded to M/s National Centre for Earth Science Studies (NCESS), Thiruvananthapuram, for an amount of Rs. 30 lakhs plus GST. Work commenced from the month of Feb. 2017 and is in progress.

3. “Re- roofing with high impact polypropylene reinforced corrugated roofing sheet at Q6 shed in Ekm. Wharf” completed on 21-02-2020 with a completion cost of Rs. 37.74 lakhs

### 4. Integrated Power Distribution Scheme (IPDS) :-

I) CoPT had initiated a proposal for the “Strengthening of Sub Transmission and Distribution network at W/Island area of CoPT' at an estimate cost of Rs 5.39Cr with Central Financial Assistance @ 60% of project cost

under Integrated Power Distribution Scheme (IPDS) of Ministry of Power, GoI. The Project was approved by MoP on 28-04-2016. Sanction received from PFC, New Delhi on 09-08-2016. The following works were included in this project:

- 1) Strengthening of Sub transmission and Distribution network in W/Island area of Cochin Port Trust, Kerala State under Integrated Power Development Scheme (IPDS), GoI.

The work order was placed on M/s. Helsa Electricals for a total amount of Rs.246.56 lakhs vide order dated: 15-03-2018. The work was completed and the installation was commissioned on 31-03-2019.

- 2) Providing Smart Metering / Pre paid metering infrastructure for consumers in urban areas of Cochin Port Trust, Kerala State W/Island.

LoA was issued to M/s. NSoft (India) Services Private Limited, Bangalore on 08-03-2019 for Rs.161.79 lakhs. The entire work is completed except the integration of software with Port's SAP which is in progress. The meter readings are at present being generated through the new arrangement.

- 3) Installation of Grid connected Roof top Solar System:- The work order for 150 KwP solar panel at Mattanchery Halt pump

House above UG Tank has been issued to M/s. Keltron Controls vide order dated: 07.12.2016 at a total cost of Rs. 98,86,400/-. The work was completed in all respects on 15-03-2018.

- II) Apart from this, installation of Ground Mounted Solar panel of 100 KwP at various lands at CoPT area at an estimated cost of Rs. 84.10 Lakhs. The LoA for the work was issued on M/s. Iacharya Silicon Limited, Chennai vide order dated: 09-05-2018 for Rs.58.98 Lakhs and the project commissioned on 15-01-2019.

The total units generated from both the solar plants together (250 kwP) for the year 2019-20 is 3,45,789 units.

## II. PRIVATE SECTOR/JOINT VENTURE SCHEMES UNDER IMPLEMENTATION

### 1. Development of an International Ship Repair facility at Willingdon Island.

The Project of Development and Operation of International Ship Repair Facility (ISRF) at Willingdon Island through Private Sector participation was awarded to M/s. Cochin Shipyard Limited on 19-09-2012. The proposed facilities consists of a Ship lift System with 3 transfer Tracks & 3 parking bays for simultaneous docking of 6 vessels of LOA 130 meters. Beam 25 meters and Maximum Light Weight in the Dry Dock Position 6000 T (upto 25,000 DWT). The anticipated project cost to be invested by M/s. CSL is approximately Rs.970 crores. As per the contract, total lease period is 30 years and the facilities are to be made fully functional by January, 2023.

Port had handed over 16.25 Ha of land



area and 15 Ha. of Water area to M/s. CSL for development of ISRF including Ports Workshop and Dry-dock. Environmental clearance for the project was received on 09-01-2018 and the construction activities were commenced thereafter. Overall physical progress of the project as on date is 66.14 %.

### III. GRANT-IN AID WORKS

The works completed and taken up as **Grant-in Aid Works** during the year are as follows:

#### 1. Developing a Walkway/ Promenade from new Mattancherry Bridge to Alexander Parambithara bridge

This proposal for developing a Walkway /Promenade on the southern side of NH 966B (old NH 47A) on Willingdon Island comprises developing the backwater frontage of about 2.1 km length for a width up to 20 m between the Mattancherry BOT bridge and the Alexander Parambithara bridge. The proposal has been taken up in phases. As the area to be developed belongs to the NH, MoRTH had accorded sanction for leasing the above stretch of land for 30 years to CoPT for the above development works.

The first phase of walkway for about 350m was developed with an amount of Rs.99.05 lakhs funded by BPCL-KR through District Tourism Promotion Council and the work was completed in June 2013. The second phase of development of walkway for about 140m was also completed at a cost of Rs.54.80 lakhs, in May 2015, with financial assistance of Rs.50 lakhs accorded by Dept. of Tourism, GoK.

Work on the remaining portion of walkway for about 1510 m length upto the Kannanghatt bridge, has been taken up as

Phase-III with financial assistance sanctioned by Ministry of Tourism (MoT), GoI for Rs.9.01 crores. The first stage of this phase comprising major portion of the work such as development of walkway with parking facilities, drain, Illumination works etc. was completed at a cost of Rs. 638.91 lakhs.

In the meantime, MoT had sanctioned Rs.466.47 lakhs for 'Creation of Additional Tourism Facilities at the CoPT Walkway' as per letter dated 12-12-2018.

Tenders were invited combining this additional facilities with the balance works of above Phase-III and work order issued to Sri. T.M. Shaijal, Kalpetta on 15-07-2019 with a contract amount of Rs.5,28,76,709/- and the work is in progress.

The physical progress achieved is 90%. Scheduled date of completion is 29-07-2020.

#### 2. Works taken up under 'Swachh Bharat Abhiyan'

Government of India had launched "Swachh Bharat Abhiyan", a cleanliness campaign to make India clean in 2014. Under this plan, MoS had forwarded short term steps, (which is a 39 point agenda), such as Cleaning and repair of Port roads, Painting road signs, Zebra crossings, Beautification and cleaning of Parks, Modernizing toilets, Placing dust bins of uniform colour, Cleaning and repairing of drainages, Removal of unnecessary vegetations etc., to make the Port area neat and clean. Various activities in this connection have been taken up by the Port.

The following grants were released by the Ministry of Shipping as a part of 'Providing Assistance to Major Ports under Swachhta Action Plan (SAP), for taking up various works:

An amount of Rs.2.61 crores released during the year 2016-17, as per Ministry's Sanction No. 6(1)2017-PD VII dated 30-03-2017

An amount of Rs.2.00 crores released during the year 2017-18 as per Ministry's sanction No. 6(1)2017-PD VII dated 24-05-2017.

An amount of Rs. 2.00 Crores released during the year 2018-19 as per Ministry's sanction order No. 21013/1/2018-PD-VII dated 11-06-2018.

The following works were taken up by Cochin Port utilizing the above funds:

#### **I) Works taken up during 2017-18**

Repairing and Painting of Type I, II and III Quarters at RNAS Area at a completion cost of Rs. 213.19 Lakhs.

#### **ii) Works taken up during 2018-19**

- a) Repairing and Painting of Port Hospital Buildings at a completion cost of Rs.40,86,356/- (Excl.GST) .
- b) Exterior Painting of Office Buildings at North End at a completion cost of Rs. 23,97,978/- (Excl.GST).
- c) Resurfacing IG Road from North End to Harbour Terminus of W/ Island with a completion cost of Rs. 2,08,86,609/- (Excl.GST).
- d) Providing and laying CC Paver Blocks at Subramanian Road. with a completion cost of Rs. 32,24,037/- ( Excl.GST)
- e) Repairing access road to MIV CFS at Vallarpadam with a completion cost of Rs. 58,46,138/- ( Excl.GST)

#### **iii) Works taken up during the year 2019-20**

- a) Renovation and painting of type-IV & V Quarters at Seagull Street with a completion cost of Rs. 31.08 lakhs ( Excl.GST)
- b) Resurfacing of Milne Road from N/End to EDC Jn. with a completion cost of Rs. 55.06 lakhs (Excl.GST) .
- c) Providing and laying CC Paver Blocks at IG Road with a completion cost of Rs. 207.67 lakhs ( Excl.GST)
- d) Installation of Bio-digesters at Public Toilet Blocks at Cochin Port with a completion cost of Rs. 3.50 lakhs ( Excl.GST)

#### **3. Upgrading Infrastructure at Ernakulam wharf for Cruise berthing facilities**

Cochin Port had proposed to provide International Cruise Terminal facilities inside Ernakulam Wharf area to cater the cruise passengers with the functional and service requirements as per the Standard Operating Procedures (SOP) issued by Ministry of Tourism. The project comprised of Construction of an International Cruise Terminal building of approximate area 2,253 m<sup>2</sup> with connected facilities such as electrification, fire fighting arrangements, HVAC, security system including data network, signages etc. and upgrading / retrofitting the existing Q7 – Q8 berth surface for about 250m length and its back up area upto and around the cruise terminal building at an estimated cost of Rs.25.72 crores. Ministry of Tourism had accorded sanction for this project for central financial assistance of Rs.21.41 crores.

Construction of international Cruise Terminal including Civil, electrical and part of ELV works was awarded to M/s. K.V. Joseph and Sons Private Limited, Edappally, Kochi for Rs.23.22 crores on 19-07-2018 and the work completed on 28.02.2020.

Then Minister of State (Independent Charge) for Tourism, Sri. Alphons Kannamthanam laid the foundation stone of the Terminal on 28-07-2018.

M/s. KITCO had been appointed for Project Management Consultancy services for the project on 04-12-2017 and their assignment is in progress, till the end of defect liability period of one year.

#### **4. Developing Infrastructure at Cochin Port Cruise Terminal**

In the meeting of Task Force on Cruise Tourism held under the Joint Chair of Secretary (Tourism) and Secretary (Shipping) on 21st May 2018, it was discussed about the losses being faced by Cochin Port on berthing of cruise vessels at Cochin Port and concluded that loss shall be compensated in the interest of development of Cruise Tourism. Accordingly, Ministry of Tourism had also sanctioned an amount of Rs.120.79 lakhs for Port's project proposal for 'Developing Infrastructure in Cochin Port Cruise Terminal ('Samudrika')' on 12-12-2018 and the project includes procurement of buggies, metal detectors, scanners, bar code readers, computers & other peripherals and providing additional facilities for tourists such as resting places, comfort station etc. The project is expected to be completed in July, 2020.

#### **5. Developing Additional Infrastructure at New Cochin Port Cruise Terminal**

In order to provide measures to accelerate

Foreign Tourist Arrivals in India Cochin Port Trust had submitted a project proposal costing Rs.10.29 crores for "Developing Additional Infrastructure at New Cochin Port Cruise Terminal" to The Ministry of Tourism (MoT). The MoT vide letter 13-12-2019, have accorded approval for the project proposal. The project includes development of parking area, installation of physical security products and furniture for the New Cruise Terminal and development of Kochi Haat (Stalls for tourists) adjacent to the New Cruise Terminal.

The project is under implementation and is expected to be completed by March, 2021.

#### **6. Reconstruction of South Coal Berth (SCB) at Cochin Port**

As the South Coal Berth (SCB) is in a damaged condition due to ageing and corrosion and has also outlived its economic life, a Health Check-up Study was got conducted by M/s. National Technological Centre for Ports, Waterways & Coasts (NTCPWC, IIT, Madras), the extended arm of Ministry of Shipping, and they had recommended demolition and reconstruction the SCB to meet the durability and strength requirements.

Hence, a project proposal for Reconstruction of SCB costing Rs.19.19 crores for funding under Sagarmala programme was submitted to Ministry of Shipping (MoS). MoS has conveyed the in-principle approval for the project on 13-12-2019 for funding 50% of Project Cost/ Tendered Cost, which ever is less, under Sagarmala Scheme and the balance 50% will be funded by the main user viz., M/s. FACT, against adjusting in future wharfage charges.

Technical Consultancy Services for the project till award of the Contract is entrusted

with NTCPWC on 11-02-2020. Pre-project activities are in progress and tenders will be invited for the project in June 2020, with a Contract period of 12 months.

#### IV. DEPOSIT WORKS

##### 1. Construction of a Jetty for GoI at Cochin Port

Construction of a dedicated Jetty for berthing defence vessels, north of naval jetties in Ernakulam channel of Port with an estimated cost of Rs.122.32 crores for a Defence organization under Government of India, has been entrusted with Cochin Port, as a deposit work. Cochin Port is expected to get Rs. 6.96 crores, which is 7% of the estimated cost, as PMS charges from this project.

MoU was executed between CoPT and Govt. of India for the project on 22-12-2016 and Environmental and Wildlife clearances were obtained for the project.

Project was taken up for implementation through following contracts :

- a. The Jetty construction work was awarded to M/s. Marymatha Construction Co., Muvattupuzha, for an amount of Rs.59.75 crores and the work is in progress.
- b. Capital dredging for maneuvering basin of the Jetty area was executed through Dredging Corporation of India.
- c. Construction of Bridge to Naval Area and Allied Facilities for Govt. of India was awarded to M/s. T.O Ittoop & Associates Engineers & Contractors, Cochin-12 and completed on 15-02-2020 with a completion cost of Rs. 2.53 Crores.
- d. Development of two land plots for GoI was awarded to M/s. Surya Constructions, and work completed on 20-04-2019 with a

completion cost of Rs.807.91 lakhs.

- e. Environmental monitoring during construction stage of Jetty by M/s Hubert Enviro Care Systems (P) Ltd., Chennai, is in progress.
- f. Providing Ductile Iron fresh water pipe lines to various plots allotted to GoI was awarded to M/s. Hash & Company, Cochin-03 and work completed on 05/02/2020 with a completion cost of Rs. 64.71 lakhs.
- g. Other remaining/ additional works/ procurements are in various stages of implementation.

##### 2. Construction of Berth for Indian Coast Guard at Cochin Port.

Indian Coast Guard has entrusted the Construction of berthing and allied facilities with an estimated cost of Rs.117.48 crores, to Cochin Port Trust as deposit work. The proposal is to construct a dedicated Jetty for berthing Coast Guard vessels in Mattancherry channel of Port with land connection to Fort Kochi. Cochin Port is expected to get Rs.7.21 crores, which is 7% of the estimated cost, as PMS charges from this project.

MoU executed between CoPT and Indian Coast Guard for the project on 03-04-2017. The Jetty construction work was awarded to M/s. Kargwal Constructions Pvt., Mumbai for Rs.58.71crores, on 14-09-2018. The work is in progress and is expected to be completed in March, 2021. Capital dredging for maneuvering basin of the Jetty area and Installation of crane will be taken up on completion of jetty structure, so as to complete all the works in August, 2021.

Environmental monitoring during construction stage of Jetty by M/s. Chennai

Testing Laboratory Pvt. Ltd., Chennai, is in progress.

### 3. Re-construction of North Jetty for Indian Navy at Naval Base, Kochi

Indian Navy has entrusted Cochin Port Trust the Re-construction of North Jetty for Indian Navy at Naval Base, Kochi with an estimated cost Rs.596.43 crores (inclusive of 12%GST) as deposit work. Cochin Port is expected to get Rs.34.84crores, which is 7% of the estimated cost, as PMS charges from this project.

MoU has been executed between CoPT and Indian Coast Guard for the project on 22-02-2019. The Project Management Consultancy is entrusted with M/s.AECOM. Tenders have been invited for the work of “Re-Construction of North Jetty at Naval Base, Kochi on EPC Contract Basis” with a PAC of Rs. 461.60 crores on 18-01-2020 but the bid submission is delayed due to Covid 19 lock down.

As per the MoU the timelines for completion of the project is 48 months from the date of issue of the first work order by CoPT for

construction works.

### 4. Dredging in front of LNG basin

Cochin Port has taken up the dredging work at the LNG basin for the year 2019-20 on deposit work terms for M/s. Petronet LNG Ltd. along with the maintenance dredging contract at a cost of Rs. 12.54 Crores, PMS charges @10%of the cost of work done which is about Rs.1.25 Crores, is being paid by P L L.

## V. WATER PROCURED DURING THE YEAR

The quantity of water procured and distributed during the year 2019-20 was around 1090.51 million litres.

## VI. DREDGING

During the year 2019-20 maintenance dredging in the Port channels was carried out by M/s. Dredging Corporation of India. The total quantity of spoil removed during this year was 248 Lakh cubic metres as against 270 Lakh cubic meters in the preceding year and work completed at a cost of Rs.82.36 crores.

## VII. STORES

The stock position as on 31.03.2020 is given below

(Rs in lakhs)

Sl. No.	Item	2019-20	2018-19
1	Stock at the beginning of the year	87	97
2	Stock at the end of the year	65	77

## VIII. COCHIN FISHERIES HARBOUR

The functioning of Cochin Fisheries Harbour went on smoothly during the year (2019-20). The Harbour Administration had registered an operational income of Rs.4,65,32,136/- (including interest on FD's) against an expenditure (including payment under

SVLDRS) of Rs.3,88,19,093/-. Boat calls at CFH included 1263 Purse-seine net boats, 2074 Gill Net boats, 2502 Trawl net boats and 464 valloms, during the year.

## IX. ELECTRICITY

2,82,52,050 (282.52 Lakhs) units (kwh) of electricity at Willingdon Island and

91,76,100 (91.76 Lakhs) units (kwh) of electricity at Vallarpadam (Total 3,74,28,150 (374.28 Lakhs) units (kwh) were purchased from KSEB) and 3507 units of power (Kwh) of electricity was generated at CoPT's Powerhouse. In addition to the above, CoPT has installed Solar Power plant of 250 KwP capacity which has generated 3,45,789 units of power (Kwh). Hence total quantum of power handled by CoPT was 3,77,77,446 units (Kwh) for Port's own purpose and for

distribution to consumers during the year 2019-20 i.e. Total 377.77 Lakh units (kwh).

#### X. ESTATES

Total land area of Port is 2177 acres including land at Puthuvypeen, Vallarpadam, Mulavukad, Palluruthy, Ernakulam, Fortkochi and Thevara. 866.12 acres were on lease during the year as against 876.22 acres in the preceding year as may be seen from the following table:

Type of lease hold	2019-20		2018-19	
	No. of leaseholds	Area (acres)	No. of leaseholds	Area (acres)
Government	34	83.16	35	83.32
Quasi –Government	48	455.72	49	456.22
Private	184	327.24	188	336.68
<b>TOTAL</b>	<b>266</b>	<b>866.12</b>	<b>272</b>	<b>876.22</b>

#### XI. SAFETY AUDIT

Quarterly Safety Audits were conducted in areas handling hazardous/noxious

cargoes, during the year 2019-20, as per MoS direction.





### 1. Labour Situation

Labour situation at the Port was generally peaceful during the year.

### 2. Family Security Fund

An amount of Rs.7,35,000/- was disbursed to the employees and their families from the Family Security Fund on retirement/resignation/death.

### 3. Accident to Shore Workers

During the year 2019-20, 16 Nos. accidents were reported. A category wise analysis of these accidents is furnished in Statement No. 33 in the Statistical Appendices. An amount of Rs. 2,83,936/- was paid to the workers under Workmen's compensation Act or leave salary under hospital rules. An amount of Rs. 7,46,010/- was paid by way of injury leave.

### 4. Group Insurance Scheme

An amount of Rs. 44,85,971/- was disbursed to the retired/resigned employees and dependants of deceased employees under the Group Savings Linked Insurance Scheme of LIC of India.

### 5. Exgratia Relief from the Welfare Fund

A sum of Rs.90,000/- was disbursed from the Welfare Fund as exgratia assistances to the employees and their families for their treatment etc. and as aid to meet the funeral expenses of deceased Port employees.

### 6. Scholarships

During the year an amount of Rs.6850/- was disbursed for awarding Merit Scholarships to the children of the Port employees studying in various grades ranging from Secondary School level to Post Graduate Course including Medical, Engineering and

Technology. Amounts of Scholarships ranged from Rs. 250 to 1000 per annum with duration of 2 to 5 years.

### 7. Children's Education Allowances

Children's Educational Allowances and reimbursement of tuition fees at a maximum of Rs.27,000/- each child, limited to two children of Port employees, were granted upto Higher Secondary classes as per the Government rules and envisaged in the current Wage revision settlement.

### 8. Co-operative Society

Cochin Port Employee's Co-operative Society registered under the Kerala Cooperative Societies Act, 1969 is functioning in Cochin Port Trust with full patronage of Port employees. It promotes the welfare of Port employees by providing loans to the employees and receiving their deposits.

The Society also distributes educational awards and scholarships among the children of employees. Society also introduced Risk Fund scheme followed by the Government of Kerala to protect the family from future liability after the death of employee. This Society with a Class I Super Grade is considered as the first and finest Employees Society in the state of Kerala.

### 9. Sir Robert Bristow Memorial Mutual Benefit Fund

Sir Robert Bristow Memorial Mutual Benefit Fund, a charitable institution established in the year 1956 and registered under Travancore-cochin Literary Scientific and Charitable Societies Registration Act of 1955 is functioning in W/Island. It also extends Scholarships to the children of members, Death relief for the members and their family.

Financial aids for the treatment of deadly deceases such as Cancer, Heart Bye Pass Surgery, Kidney dialysis, Stroke etc for Bristow Fund members & Staff as well as other employees working under Cochin Port Trust.

### 10. Canteen

There are three canteens functioning in Cochin Port Trust. The Canteens are run by Canteen Management Committee of the respective Departments. One Cafeteria is also functioning in the Administrative Building of the Port. Ernakulam Wharf Canteen is under the Dock Workers (Safety Health and Welfare) Regulations 1990.

### 11. Schools

#### a) Sisu Vihar Nursery School

A Nursery School, 'Sisu Vihar', run by the Women's Club of Willington Island is functioning at North End, for which required infrastructures are provided by Cochin Port Trust.

#### b) Sir Robert Bristow Primary & Secondary School

Land & Buildings have been provided free of cost to the Kerala State Government for running the Primary & Secondary School. 10,000 Gallon fresh water is granted to the schools every month free of charge.

#### c) Kendriya Vidyalaya

Kendriya Vidyalaya is functioning at the South End of Willington Island. Land, Building & Furniture have been provided by the Port 50% of the seats are reserved for the children of Port employees in each class.

### 12. Sports and Games

In the All India Major Ports Athletic Championship held at Paradip Port Trust from 16th to 19th January 2020 Cochin Port Team secured 10 Gold Medals in various categories. The medals were won by Shri K.J.Joyson, Sr.Accountant, Shri P.A.Suneer, Accountant and Shri T.S.Vinoy, Manager.

Cochin Port Cultural team participated in the All India Major Port Cultural Meet held at New Mangalore Port Trust from 12th to 14th December, 2019. The team won medals in Group Song and Instrumental Music.

Cochin Port Football Team participated in the All India Major Port Football Championship held at VOC Port Trust from 26th to 29th September, 2019 wherein the team finished third position.

Cochin Port Cricket Team participated in the All India Major Port Cricket Championship held at Visakhapatnam Port Trust from 2nd March to 6th March 2020.

Sri. K.Abdul Nazer, Sr. Acctt., GAD was the Asst Coach of the Indian Team for the Asian Under 23 Championship from 3rd to 11th of August 2019 held at Nai Pyi Taw, Myanmar and Indian team created history by securing Silver Medal for the first time.

Shri Joy T. Antony was selected as the Indian Team Coach for Under 15 and Under 17 Indian team for the Asian Junior Badminton Championship held at Sarubaya, Indonesia from 11th to 15th December and two Players of the Indian team secured Gold and Silver Medals in the Championship and played each other in the finals which is the first time ever in the Indian Badminton history. He was also the Coach of Kerala Senior and Junior team in the South Zone Inter State

Championships conducted during Sept., 2019 which won medals in individual categories.

Shri Joy T. Antony represented India for the continuous fourth World Championship and has been seeded World No 2 in the Sr. World Championship held at Poland from 4th to 11th August 2019.

In order to promote a culture of good health, fitness, wellbeing, right mindset among employees and family members, our employees including family members actively participated in the Spice Coast Marathon conducted by Soles of Cochin at K.K.Premachandran Sports Complex, W/Island on 1st Dec., 2019. The Marathon was flagged off by renowned sports star Bharat

Ratna Sachin Tendulkar and Dr.M.Beena, IAS, Chairman, Cochin Port Trust.

CPSCB also conducted a Cyclathon on 20.09.2019 during the visit of Shri Mansukh Mandaviya, Hon'ble Minister for Shipping in order to promote Swachh Bharat / Fit India Movement of the Govt. of India. The Hon'ble Minister also honoured our two outstanding sportsmen viz. Shri K.Abdul Nazer and Shri Joy T. Antony in recognition of their exceptional performance.

### 13. Housing

During the year (as on 31-3-2020) 185 employees were provided with quarters. Category wise details are given in the following Statement.

Category of Employees	Type of Quarters (Numbers)								Total Allot.
	I	II	III	IV	V	VI	VII	Un Classified	
Class I			1	0	14	2	3		20
Class II			2	4	5				11
Class III	1	78	58	16					153
Class IV & Shore Labhour	0	0	1	0					1
Other allotment	156	184	20	5	5	1	2		373
Vacant & Damaged	83	86	55	11	1	5		1	242
<b>Gross Total of Qtrs.</b>	<b>240</b>	<b>348</b>	<b>137</b>	<b>36</b>	<b>25</b>	<b>8</b>	<b>5</b>	<b>1</b>	<b>800</b>

### 14. Security

The CISF in Cochin port is having an authorized strength of 286 and the posted strength is capped to 274 against which 237 are presently posted. The Unit is headed by

a Dy. Commandant. The security and protection of all vital installations and the Administration building are taken care of by CISF. This include Oil Tanker berths (OTB), COT, Ernakulum and Mattancherry wharfs,

BTP, South coal berth and LNG Terminal. Security cover is provided by means of static duty posts, two check posts at the toll gates, boat patrolling and QRT. QRT is deployed with specially trained personnel in dedicated vehicle, equipped with sophisticated weapon, Bulletproof Jackets and Wireless sets round the clock in SEZ Puthuvypin area as well as in Willingdon Island to meet any eventuality.

Boat patrolling is carried out round the clock by specially trained marine QRT personnel equipped with weapon and wireless sets, in the Ernakulam and Mattancherry channels.

Access control is maintained by CISF in CoPT through Bio metric cards, and passes of various kinds issued after proper C & A verification. Thorough security check is conducted while entering and exiting the port area.

CCTV coverage /surveillance is available in the port area. A total 52 CCTV cameras installed in CoPT. Communication is maintained through intercom and walkie talkies. The Radio Frequency Identification System installed at Ernakulum Wharf gate on 27-06-2016. Special Security arrangement to Cruise Ship operation is being done as per SOP formulated by MHA & MoS. A dedicated team of crime & Intelligence Wing is deputed for collection, analysis of advance intelligence information.

### **15. Medical Facilities**

Cochin Port Trust has a Multi Specialty hospital having a capacity of 110 beds and is controlled and managed by the Chief Medical Officer with the assistance of 1 Dy. CMO(GD), 1 Sr. Medical officer (Specialist), 3 Sr. Medical Officers (GD), 3 Medical Officers (3 posts are vacant) and 3 contract Medical Officers at a

total of 12 doctors and 28 various Part Time Visiting Specialists among are 8 Super Specialists. They attend to the health care of the Port employees including DLD employees and their families, CISF personnel's and their dependents, Pensioners and their spouses and other Central Government employees posted in Willingdon Island like Customs, FACT and Cochin Shipyard Ltd. Employees and dependants, deputed from Cochin Port Trust, Pensioners and dependants of other Ports settled at Cochin (on payment basis) etc.

The I.C.U. of this hospital is provided with 7 beds with Cardiac Monitors, Defibrillators, and Centralised Oxygen and Centralised Suction System. Cardiac Monitors are being provided in ICU and Operation Theatre. Pulmonary Function Tests and Titmus eye testing are also done whenever necessary.

Separate Officers ward with 4 AC Rooms exclusively for Officers and their families. The Hospital has a full-fledged operation theatre complex with 3 major operation theatre rooms. Various surgeries including General surgery, Eye, Ortho, ENT & Gynaecology are being done.

One First Aid Post is located at CFS of the Port and is fully functional.

A well equipped automated Lab is functioning during OP hours on all working days. Almost all types of bio chemical investigations are conducted with the "Dry technology" instrument for both OP and IP patients.

Latest Hi frequency X-Ray machine and CR system are available in the Hospital along with a mobile X-ray unit. In order to reduce the cost of X-ray films, X-ray Images are being sent to all doctors OPD, wards and Casualty



through computer mail delivery system, thereby reducing the use of X-Ray Films.

Pharmacy is functioning on all working days from 8 AM to 5 PM.

A/c Ambulance service is available for the Hospital, and is attached to Fire service under Deputy Conservator.

Kitchen and Diet Section are functioning on all days. Biogas plant attached to kitchen is functioning well, thereby reducing the cost of cooking gas.

Details of Medical treatment given during the year 2019-20 are furnished below:-

(A) OP Section	2018-19	2019-20
(i) Port employees and their families	27284	24633
(ii) Non Port employees	2185	1233
(iii) CSL/Workshop dispensary	2113	1600
(iv) Pensioners	39058	39884
(v) CISF	4976	4891
<b>Total</b>	<b>75616</b>	<b>71974</b>
(B) IP Section		
(i) Port employees and their families	1446	1379
<b>Grand Total</b>	<b>77062</b>	<b>73353</b>

The school of Nursing attached to Cochin Port Trust Hospital is functioning under Cochin Port Trust Educational Society, with annual admission of 20 students since 2000 January under the guidance of Chief Medical Officer and One Medical Officer is in charge of the nursing school with staff strength of One Principal, One Vice-principal and 4 Tutors. Since 2007 April, School of Nursing is functioning independently as a self financing institute under Cochin Port Trust Educational Society.

### 16. Hospital/ Medical Reimbursement

In addition to the Medical facilities provided through the Cochin Port Trust Hospital, an amount of Rs.1,02,56,075/- was reimbursed during the year 2019-20 towards medical facilities availed in referred hospitals.

### 17. Grievance Redressal

As per Ministry's directive, Public Grievance Redressal Machinery was

constituted in Cochin Port Trust in 1991. The Secretary is the Director of Public Grievances. The Deputy Heads of each Department is acting as Grievance Officer to attend the Public Grievances received by that department. Complaints/suggestion boxes have been kept in prominent places in each department to receive the grievances/complaints. Cochin Port Trust regularly checks the grievances submitted online by employees/general public in the Govt. of India website of Central Public Grievance Redressal and Monitoring System (CPGRAMS) and the grievances are disposed off in a time bound manner. A direct link to CPGRAMS website ([pgportal.gov.in](http://pgportal.gov.in)) has been provided in the website of Cochin Port Trust for online submission of grievances ([www.cochinport.gov.in](http://www.cochinport.gov.in)). Employees can submit their grievances with concerned Officer/ Divisional Officer for redressal. In the event of non redressal of grievances, the

employees can take up the matter with concerned Head of Department failing which again at the level of Dy.Chairman. Employees resort to this by way of personal appearance or through written submissions. Aggrieved employees can also personally meet the Chairman with their grievances as Chairman has earmarked public time once in a week for receiving grievances and such grievances are examined on priority and replied to the concerned employees.

### 18. Citizens'/ Clients' Charter

A Citizens'/Clients' Charter (CCC) is the expression of an understanding between citizens/clients and the provider of a public service with respect to the quantity and quality of services the former receive in exchange for their taxes/tariffs. It is essentially about the rights of the public and the obligations of the public servants. Clients also have certain obligations to be fulfilled, for the successful implementation of such a charter.

The Citizens'/Clients' Charter of Cochin Port Trust has been formulated as per the Result Framework Management System of Cabinet Secretariat. A Taskforce (consisting of Port Officials and representatives of stake holders) constituted for formulating and reviewing the Clients Citizens Charter, meets on quarterly basis and views the Citizen Charter for periodical modifications if any. The Citizens'/Clients' Charter is hosted in the website of Cochin Port Trust and made available in all Departments.

### 19. Group Gratuity Scheme

An amount of Rs. 6,93,938/- was received from LIC of India during the year 2019-20 as Gratuity amount under the scheme.

### 20. Transport facilities

The Dredger Crew and staff posted at Cochin Oil Terminal are provided with free Transport facilities by launch from shore to Vessel/terminal and back.

### 21. Internal Complaints Committee

The Complaint committee (Women Cell) was formed in the year 2004 in compliance with the directions of the Hon'ble Supreme Court of India for prevention of sexual harassment of women in workplace and redressal of the complaints of the victims. After the enactment of the Sexual Harassment of Women at Work place (Prevention, Prohibition and Redressal) Act, 2013 the Complaints Committee was reconstituted as Internal Complaints Committee.

The Internal Complaints Committee held two meeting during the year 2019-20.

### 22. Other Labour Welfare activities

- a. Guidance was given to 10 PG students & 02 UG Students for their project work.
- b. 10 meetings were conducted with there trade unions and management as part of regular mechanism for mutual consultation.

### 23. Additional Welfare Facilities provided for Dock Labour Division Employees.

- a) Financial help for marriage of children of employees.

Employees of Dock labour Division are being granted a gift of Rs.500/- for the marriage of one of their children in the service period.

- b) Financial Assistances for purchasing spectacles.

A sum of Rs. 100/- or the actual cost of spectacles whichever is less is being paid to employees / workers for the purchase of spectacles once in 5 years.

- c) A gift of Rs.1000/- in lieu of memento at the time of retirement. Amount paid

during the year under report is Rs.18,000/-.

- d) Scholarship Award and prizes to the children of employees.

Scholarship Awards are granted to the children of the employees studying in standard V and upto Post Graduate / professional course on merit basis.





## A. MILESTONES / ACHIEVEMENTS

The Port achieved an all time high cargo throughput of 34.04 million metric tonnes during the year 2019-20 recording an impressive growth of 6.31% over 2018-19. Container traffic grew by 4.20% during the same period.

- ❖ Total No. of Containers handled during 2019-20 is 6.20 lakhs TEUs and during 2018-19 is 5.95 lakhs TEUs registering a growth of 4.20%.
- ❖ Total POL handling improved from 21.34 MMT during 2018-19 to 22.35 MMT during 2019-20 registering a growth rate of 4.73%.
- ❖ Cochin is the most preferred cruise destination Port in India with 44 Cruise vessels calling at the Port during 2019-20.
- ❖ The current cruise season started on 05-11-2019 with the arrival of M.V.AIDAVITA.
- ❖ Cochin Port awarded 'Second Place' in the Sector 'Common Sewage Treatment Plan' for substantial and sustained efforts in pollution control and for initiatives in environmental protection in 2018, from the Hon'ble Chief Minister of Kerala on 5th June 2019.
- ❖ Cochin Port Trust has won 'RAJBHASHA KIRTI PURASKAR' (3rd.Prize) for best implementation of Hindi as official language of the Union

under Board/Autonomous Institutions category of "C" Region of India. Dr.M.Beena, IAS, Chairperson of CoPT received the award from Shri. Amit Shah, Hon'ble Union Home Minister on 14-09-2019 at Vigyan Bhavan, New Delhi on the occasion of Hindi Diwas Celebration.

- ❖ Shri Mansukh Mandaviya, Hon'ble Union Minister of State for Shipping (Independent Charge) and Chemical & Fertilizers Commissioned Battery operated Buggies (3 nos.) for Cruise Passengers on 20-09-2019.
- ❖ The 1st Surveillance Audit on the Port's Quality Management System in compliance with ISO 9001-2015 was conducted by M/s.IRQS on 03-09-2019 and there were no non-conformities. The External Audit appreciated Cochin Port Trust and stated that Port has improved from last year.
- ❖ Chairman Inaugurated a Helicopter Service for the visiting cruise passengers in association with Ernakulam District Tourism Promotion Council on 20-11-2019.
- ❖ Ranks 2nd among Major Ports with reference to percentage variation of traffic handled during 2019-20 when compared with preceeding year.

## B. SWACHH BHARAT CAMPAIGN

- "Swachh Bharat Campaign" is a cleanliness campaign to keep India clean.



The Ministry of Shipping instructed all Major Ports to make concerted efforts to show visible results on this front. Accordingly, various departments in Cochin Port Trust observed 'Swachhta Pakhwada' (Swachhta Hi Seva Campaign) from 15th September to 02nd October, 2019.

- Special cleanliness drive has been carried out in work places, office buildings and premises, jetties/ Wharves and selected roads in the Port area. Shri Mansukh Mandaviya, Hon'ble Union Minister of state for Shipping (I/C) formally launched the programmes on 20-10-2019 and conducted a cycle rally with the motto "Burn Carbohydrates not Hydrocarbon.
- Swachhta Hi Sewa, Nationwide Swachhta Abhiyan Campaign, was carried out by Cochin Port Trust. Warning boards have been provided at various locations concerning the dumping of waste. Posters on cleanliness campaign designed and released by the Chairman. Joint Inspection team was formed by Cochin Port Trust with CISF and Kerala Police to stop unauthorized dumping of Garbage on the sides of National Highway in Port area during night. Renovated the Public toilets in North End, Willingdon Island
- Employees of Cochin Port Trust conducted awareness program on the

importance of keeping the harbour and water bodies clean at Fisheries Harbour and at Vypeen. The Fishermen were urged to keep the harbour clean, reduce the use of plastic and stop others from throwing waste to the water bodies. Various awareness classes on importance of cleanliness and steps to be taken to reduce Single Use Plastic (SUP) were conducted by the Departments.

- Fritter away SUP bottles were collected from various sources and transformed to make a huge Christmas tree in the walkway and the 200 kg waste plastic so collected is recycled through an outsourcing agency.
- Residential quarters in the RNAS area have been renovated and re-painted. As part of SHS campaign, the Teacher and College students participated the 30 minutes programme on "making shopping bag out of one's own used T-shirt" instead of plastic carry bags. The cultural wing of Cochin Port Trust conducted a 30 minutes Street Play on the adverse impact of plastic pollution at the various places. The thirty nine point programme and monthly Action Plan are forwarded to the Ministry of Shipping to create an immediate impact in the short-term was also carried out as per schedule.

### C. VISITS

- Shri Kandasamy, Hon'ble Minister for welfare & Ports, Puthucherry visited

Cochin Port and held discussions with Chairman and senior officials on 29-06-2019.

- The biggest cruise ship visited Cochin on 11-05-2019 “Spectrum of the Sea” with 400 Pax and 1300 crew.
- Shri Yogesh Kumar Sagar IAS and Ms. Ilakkiya S. IAS, Assistant Secretaries in Ministry of Shipping visited Cochin Port Trust on 26-08-2019.
- Delegates from Netherlands visited Cochin Port Trust on 29-08-2019.
- Shri N. Sivasailam, IAS, Special Secretary (Logistics) visited Cochin Port Trust on 29-08-2019
- Mr. Ashish Kumar Singh, IAS, Principal Secretary (Transports & Ports), Dr. Ramaswami N, IAS, Chief Executive Officer, Capt. Harish Khatri, Nautical Adviser and Mr. Pradip Badhiye, Administrative Officer from Maharashtra Maritime Board, Govt. of Maharashtra visited Cochin Port Trust on 31-08-2019.
- Shri Mansukh Mandaviya, Hon'ble Union Minister of State for Shipping (Independent Charge) and Chemical & Fertilizers visited Cochin Port Trust on 20-09-2019 and formally inaugurated Swachhta Pakhwada & Swachhta Hi Seva (SHS) programme of Cochin Port Trust and also held discussions with Management, Stakeholders and Trade Unions.

- Parliamentary Standing Committee on Labour visited on 17-01-2020.

#### D. IMPORTANT EVENTS

- Cochin Port Trust celebrated National Maritime Day on 05-04-2019.
- Exchanged plaque onboard MSC SPLENDIDA on 07-04-2019.
- Cochin Port Trust celebrated Port Day on 28-05-2019.
- Handled a new cargo, “Metallurgical Grade Alumina” of 5490 MT from Vietnam.
- The International Day of Yoga was celebrated in Cochin Port Trust on 21-06-2019 in coordination with India Tourism, Kochi at the Samudrika Convention Hall. Dr. M. Beena IAS, Chairperson, Cochin Port Trust launched the programme by addressing the gathering.
- Cochin Port Trust celebrated World Environment day on 06-06-2019.
- Chairman inaugurated PCS 1x Road Show at Cochin conducted by IPA in collaboration with M/s. Portall on 17-07-2019.
- Cochin Port Trust celebrated 73rd Independence Day–Chairman hoisted the National Flag.
- Shri Mansukh Mandaviya, Hon'ble Union Minister of State for Shipping



- (Independent Charge) and Chemical & Fertilizers had released of Cochin Lahar, Hindi Magazine of CoPT on 20-09-2019. The Hon'ble Minister had Commissioned Battery operated Buggies (3 nos.) for Cruise Passengers.
- Shri Mansukh Mandaviya, Hon'ble Union Minister of State for Shipping (Independent Charge) and Chemical & Fertilizers led a Cycle Rally by more than 100 participants from Muziris Cyclists' Club, CISF personnel of CoPT Unit, employees of CoPT and students of Kendriya Vidyalaya to promote 'Fit India Movement' and 'Swachh Bharat Abhiyan' with the motto "Burn Carbohydrates, Not Hydrocarbons" on 20-09-2019.
  - Cochin Port Trust celebrated 150th Birth Anniversary of Mahatma Gandhi on 02-10-2019.
  - Cochin Port Trust celebrated Constitution Day on 26-11-2019 and read Preamble of Constitution in the Port.
  - Chairman has inaugurated the refurbished South Tanker Berth with the assistance of BPCL, KR on 03-12-2019.
  - Chairman announced Go-Live of the SAP along with the new Port Operation System, 'PortKonnnect' on 01-01-2020.
  - Chairman hoisted the National Flag on 26-01-2020 during the occasion of Republic day.
  - Cochin Port Trust observed Martyrs' Day on 30-01-2020.
  - Chairman Flagged off BPCL's first export tanker of IMO 2020 grade VLSFO on 07-02-2020.
  - Cochin Port Trust organized Trade Meet at Kollam on 04-03-2020.
  - Cochin Port Trust offices functioned during February & March abiding by the Government of India instructions to contain the spread of Covid-19 pandemic. As per the Ministry's direction all the foreign cruise calls have been cancelled till 31-03-2020 and all the SOPs to handle international cruise ships are being followed further, Cochin Port has cancelled the proposed bunkering conference scheduled to be held on 13-03-2020. In order to minimize the impact of this disease, an awareness campaign has been organized by Port hospital and leaflets have been distributed among port employees and trade communities associated with port operation. In the Cochin Port Trust Hospital top floor of new block is kept ready as isolation ward with 10 rooms. All suspected cases with history of travel are being sent to District Hospital/approved lab for swab test and then to Medical college if found positive. Other suspected cases are advised strict home quarantine. Regarding passengers coming to Cochin Port, the details are being sent



as daily report from Port Health Officer and their office staff. Daily report is being sent to DMO/Disha/District Authority from Port Hospital. As per govt. instructions only bare minimal

essential employees are posted for day to day activities of port, and arrangements made for others to work from home.



**PART - II**



**STATISTICAL  
APPENDICE**





## PART II INDEX

Sl.No	Statements	Page No.
1	Topography of Port	67
2	Berth Particulars	68
3	Floating Crafts	69
4	Cargo Handling Equipments	70
5	Storage Facilities	71
6	Commodity wise & Category wise Cargo Traffic Handled	72-73
7	Flag Wise Distribution of Traffic	74-75
8	Origin & Destination - wise Overseas Traffic Handled	76-81
9	Commodity wise Traffic Handled	82-84
10	Commodity wise loaded cargo received by different modes of transport	85
11	Commodity wise unloaded cargo received by different modes of transport	86
12	Commodity wise & category wise transit traffic of other countries cargo	87
13	Number and type of container handled	88
14	Container cargo and tare weight of containers handled	89
15	Inland (landward) container movement- outgoing from port after unloading from ship	90-91
16	Inland (landward) container movement- incoming to the port for loading on to the ship	92-93
17	Performance of Major Port	94
18	Performance of Major Port	95
19	Distribution of pre-berthing waiting time	96
20	Distribution of non-working time at working berth	97
21	Commodity-wise performance indicators	98
22	Commodity-wise performance indicators	99
23	Berth occupancy	100
24	Availability of cargo handling equipments	101
25	Shore labour productivity	102
26	Dock labour productivity	103
27	Availability & utilization of equipments (other than container handling)	104
28	Availability & utilization of container handling equipment	105
29	Performance of container handling equipment	106
30	Performance of dredger	107
31	Number, type and size of ships sailed	108
32	Passenger traffic at Major Port	109
33	Accidents at Major Port	110
34	Employment at Major Port	111
35	Income & expenditure of Major Port	112
36	Application of funds & other financial statistics	113
37	Operating expenditure by head of expenditure	114
38	Financial data of private terminal operator	115
39	Financial indicators	116
40	Capital expenditure on plan and non-plan schemes	117-118



**STATEMENT NO.1  
TOPOGRAPHY OF PORT**

**Port: COCHIN PORT TRUST**

**Year: 2019-20**

**(As on March 2020)**

Location		Entrance Channel			Turning Circle		Type of Dock/Port
Latitude	Longitude	Length (km.)	Minimum Depth (mtrs.)	Minimum Width (mtrs.)	No.	Diameter	
1	2	3	4	5	6	7	8
09-58.2 N	076-15.5 E	16	15.95	260	2	500/670	RIVERINE





## STATEMENT NO. 2 BERTH PARTICULARS

Port: COCHIN PORT TRUST

Year: 2019-20

(As on March 2020)

S.No.	Berth Name No.	Type of Berth	Designed/ Depth (mtrs.)	Permissible draft (mtrs.)	Quay length (mtrs.)	Remarks
1	2	3	4	5	6	7
1	Q1	General Cargo	9.75	9.14	188	
2	Q2	Berths handed over to Indian Navy w.e.f. January 2018	9.75	9.14	228	
3	Q3					
4	Q4	POL Products/ Other Liquids	9.75	9.14	251	
5	Q5	General Cargo	10.5	10.00	503	
6	Q6	General Cargo	10.5	10.00		
7	Q7	General Cargo	11.00	10.50		
8	Q8	General Cargo	13.50	11.00	414	
9	Q9	General Cargo	13.50	11.00		
10	Q10	Fertilizer & Raw material	11.50	10.70	278	
11	BTP	Multi purpose/ Cruise	10.50	10.00	270	
12	NCB	General Cargo	9.75	9.14	209	
13	COT	Crude/POL Products	13.20	12.50	430	
14	NTB	POL Products	9.75	9.14	298	
15	SCB	Liquid cargo	9.75	9.14	192	
16	STB	POL Products	9.75	9.14	266	
17	SPM	Crude Oil	30.00	22.50	NA	
18	ICTT-V2	Containers	15.95	14.50	600	
19	ICTT-V3					
20	LNG	LNG	13.50	12.50	376.50	
21	UTL	Passenger	6.00	5.30	300	



### STATEMENT NO. 3 FLOATING CRAFTS

Port: COCHIN PORT TRUST

Year: 2019-20

(As on March 2020)

S. No.	Type of Craft	Owned by Port		Hired by Port		Remarks
		No	Rated Capacity	No	Rated Capacity	
1	2	3	4	5	6	7
<b>1</b>	<b>Dredgers</b>					
i)	GHD Nehru Shatabdi	1	1500 C. M Hopper Capacity			
<b>2</b>	<b>Tugs</b>					
i)	Tug Vallarpadam	1	45T BP			
ii)	Tug Vypeen	1	45T BP			
iii)	Tug Ocean Elite			1	60T BP	
iv)	Tug Ocean Pioneer			1	60T BP	
v)	Tug Ocean Enterprise			1	60T BP	
<b>3</b>	<b>Launches</b>					
i)	General purpose Launches					
ii)	Survey Launches					
iii)	Mooring Launches	5	109 BHP x 4 nos 89 BHP x 1 no.			
iv)	Pilot Launches	2	280 BHP X 2 -1 No 325BHP X 2 -1 No	1	400 BHP X 2 - 1 No	
<b>4</b>	<b>Barges</b>					
i)	Fender Pontoon	1	60T			
<b>5</b>	<b>Floating Cranes</b>					
i)	MV Venad	1	10 T			
<b>6</b>	<b>Others</b>					
i)						



## STATEMENT NO. 4 CARGO HANDLING EQUIPMENTS

Port: COCHIN PORT TRUST

Year: 2019-20

(As on March 2020)

S. No.	Type of Equipment	Owned by Port		Hired by Port		Remarks
		Number	Rated Capacity (Tonnes)	Number	Rated Capacity (Tonnes)	
1	2	3	4	5	6	7
1	Wharf Cranes	-		-		
(a)	ELL	-		-		
(b)	Harbour Mobile Crane	1	40 Tonne			
2	Mobile Cranes			-		
3	Fork Lift Trucks	6 Nos	3T- 5 Nos. & 5T -1No.	-		
4	Pay Loaders	-		-		
5	Tractor	-		-		
6	Transfer Cranes	-		-		
7	Top Lift Trucks	-		-		
8	Gantry Cranes	-		-		
(a)	Yard Gantry Cranes	-		-		
(b)	Rail Mounted Gantry Cranes	-		-		
(c)	Rubber Tyred Gantry Cranes	-		-		
9	Reach Stackers	2	45 Tonne	-		
10	Locomotives	-		-		
11	Trailers	-		-		
12	Specialised Mechanical Cargo Handling Equipment	-		-		
13	Marine Loading Arms for handling liquid cargo	-		-		
14	Others	-		-		



**STATEMENT NO.5  
STORAGE FACILITIES**

(As on March 2020)

Year: 2019-20

Port: COCHIN PORT TRUST

Type	Dry Storage Accommodation			Liquid Storage Tanks			Container				
	Number	Area (Sq. Tonnes)	Location [inside Port/Outside Port]	Number	Location [Inside Port/ Outside Port]	Capacity (KLS/ Tonnes)	Type of Cargo	Number	Location [inside Port/ Outside Port]	Capacity/ Area (TEUs)	Remarks
<b>A) Port Owned</b>											
a) Covered											
i) Transit sheds/Overflow sheds	7	24914	Inside Port								
ii) Ware Houses	5 (77)	14755 (34093)	Inside (Outside) Port								
iii) Container Freight Station	1	10000	Inside Port								
b) Open	1 (30)	125000 (41521)	Inside (Outside) Port					1	Inside Port	20000 462 (TEUs)	
c) Container Yard								64	Inside Port		
d) Reefer Points (No.)											
e) Liquid Storage, Tank, Farms etc.											
<b>B) Others (Private/users agencies)</b>											
a) Covered											
i) Transit sheds/Overflow sheds											
ii) Ware Houses											
iii) Container Freight Station								3			
b) Open									Outside	67900 Sq.Mtr.	
c) Container Yard									Outside	10900 Sq.Mtr.	
d) Reefer Points (No.)											
e) Liquid Storage, Tank Farms etc.				10	Inside Port	594491	POL & Chemical				



**STATEMENT NO. 6  
COMMODITYWISE & CATEGORYWISE CARGO TRAFFIC HANDLED**

Port: COCHIN PORT TRUST

Year: 2019-20

(As on March 2020)  
(in '000 tonnes)

S.N.	Commodity	Overseas			Coastal			Grand Total
		Unloaded	Loaded	Total	Unloaded	Loaded	Total	
1	2	3	4	5	6	7	8	9
<b>A</b>	<b>LIQUID BULK</b>							
1	POL- Crude	16287.93	0	16287.93	566.60	0	566.60	16854.53
2	POL-Products	199.71	1111.71	1311.42	1050.23	3129.52	4179.76	5491.17
3	LPG/LNG	891.48	1.91	893.40	0	0	0	893.40
4	Edible Oil	14.90	0	14.90	0	0	0	14.90
5	FRM-Liquid	400.52	0	400.52	0	0	0	400.52
6	Others	155.95	0	155.95	0	0	0	155.95
<b>B</b>	<b>DRY BULK</b>							
1	Iron Ore (All)							
	(a) Pellets	0	0	0	0	0	0	0
	(b) Fine	0	0	0	0	0	0	0
2	Other Ores	0	0	0	0	0	0	0
3	Thermal Coal	0	0	0	0	0	0	0
4	Coking Coal	0	0	0	0	0	0	0
5	Other Coal	0	0	0	0	0	0	0
6	Fertilizer	22.00	0	22.00	0	0	0	22.00
7	FRM-Dry	184.06	0	184.06	0	0	0	184.06
8	Food Grains (excluding pulses)	0	0	0	0	0	0	0
9	Pulses	0	0	0	0	0	0	0
10	Sugar	0	0	0	0	0	0	0
11	Cement	0	0	0	1109.45	0	1109.45	1109.45
12	Salt	0	0	0	96.45	0	96.45	96.45
13	Iron Scrap	0	0	0	0	0	0	0
14	Others	48.87	0	48.87	19.06	0	19.06	67.93
<b>C</b>	<b>BREAK BULK</b>							
1	Iron & Steel	22.82	0	22.82	0	0	0	22.82

(Contd.)



(in '000 tonnes)

S.N.	Commodity	Overseas			Coastal			Grand Total
		Unloaded	Loaded	Total	Unloaded	Loaded	Total	
1	2	3	4	5	6	7	8	9
2	Timber & Logs	0	0	0	0	0	0	0
3	Tea & Coffee	0	0	0	0	0	0	0
4	Food Grains (excluding pulses)	0	0	0	0	0	0	0
5	Pulses	0	0	0	0	0	0	0
6	Sugar	0	0	0	0	0	0	0
7	Cement	0	0	0	0	0	0	0
8	Project Cargo	0	0	0	0	0	0	0
9	Fertilizer	0	0	0	0	0	0	0
10	Automobiles (Tonnes)	0	0	0	0	0	0	0
	(Nos.)	0	0	0	0	0	0	0
11	Others	30.31	0	30.31	1.29	65.82	67.11	97.42
<b>D</b>	<b>CONTAINER (Tonnes)</b>	1836.27	1657.60	3493.87	4071.27	467.91	4539.19	8033.06
	(TEUs)	139320	150380	289700	153312	140866	294178	583878
<b>E</b>	<b>TRANSHIPMENT</b>							
1	Container (Tonnes)	36.49	36.48	72.97	260.86	260.85	521.71	594.68
	(TEUs)	2067	2066	4133	16025	16025	32050	36183
2	Others (Specify)*	0	0	0	0	0	0	0
	<b>TOTAL (A+B+C+D+E)</b>	<b>20131.30</b>	<b>2807.71</b>	<b>22939.01</b>	<b>7175.21</b>	<b>3924.10</b>	<b>11099.32</b>	<b>34038.33</b>



### STATEMENT NO. 7 FLAG WISE DISTRIBUTION OF TRAFFIC

Port: COCHIN PORT TRUST

Year: 2019-20

(As on March 2020  
(in '000' tonnes)

S.N.	Nationality	No. of Ships	Volume of Cargo			Total
			Unloaded	Loaded	Transhipment	
1	2	3	4	5	6	7
<b>A</b>	<b>Overseas</b>					
1	ANTIGUA AND BARBUDA	6	9.70	0	0	9.70
2	BAHAMAS	3	268.31	0	0	268.31
3	CAYMAN ISLANDS	8	172.00	0	0	172.00
4	CHINA	4	150.20	8.73	0.76	159.69
5	DENMARK	3	0.00	88.00	0	88.00
6	FRANCE	1	120.07	0	0	120.07
7	GERMANY	1	0.15	0.09	8.68	8.91
8	GREECE	11	968.88	0	0	968.88
9	HONG KONG	68	1393.77	454.45	8.30	1856.52
10	INDIA	132	6481.98	750.62	22.03	7254.64
11	IRAN	2	421.15	0	0	421.15
12	Japan	2	210.78	0	0	210.78
13	KOREA	2	9.50	35.12	0	44.62
14	LIBERIA	122	2390.97	432.10	19.94	2843.02
15	MALAYSIA	1	63.33	0	0	63.33
16	MALTA	18	1524.54	21.01	3.18	1548.73
17	MARSHALL ISLANDS	44	1446.56	319.21	4.75	1770.52
18	NETHERLANDS	7	1.47	0.01	0	1.48
19	NORWAY	1	6.68	0	0	6.68
20	PANAMA	47	1803.08	159.62	0.19	1962.89
21	PHILIPPINES	6	39.15	0	0	39.15
22	PORTUGAL	5	15.79	11.17	0.90	27.86
23	QATAR	1	7.85	0	0	7.85

(Contd.)

# Administration Report & Annual Accounts 2019-20



(in '000' tonnes)

S.N.	Nationality	No. of Ships	Volume of Cargo			Total
			Unloaded	Loaded	Transshipment	
1	2	3	4	5	6	7
24	RUSSIAN FEDERATION	1	0.01	0	0	0.01
25	SAINT VINCENT AND THE GRENADINES	10	87.31	62.18	0.01	149.49
26	SINGAPORE	63	794.16	234.77	1.95	1030.87
27	UNITED KINGDOM	5	168.79	0	0	168.79
28	OTHERS	12	1538.65	194.14	2.29	1735.09
<b>Total Overseas (A)</b>		<b>586</b>	<b>20094.81</b>	<b>2771.23</b>	<b>72.97</b>	<b>22939.01</b>
<b>B</b>	<b>Coastal</b>					
1	CHINA	1	0.27	0	0.21	0.47
2	CYPRUS	1	0.09	0	0	0.09
3	DENMARK	1	16.72	0	0	16.72
4	GERMANY	1	0	0	2.12	2.12
5	HONG KONG	1	17.24	2.98	0.27	20.49
6	INDIA	459	5631.82	2937.66	454.57	9024.04
7	LIBERIA	2	70.71	1.42	22.10	94.23
8	MALTA	3	85.72	0	1.75	87.47
9	MARSHALL ISLANDS	14	128.90	91.92	7.77	228.58
10	PANAMA	26	190.20	436.28	11.80	638.27
11	PORTUGAL	2	0.35	0.14	1.56	2.06
12	SAINT VINCENT AND THE GRENADINES	5	66.89	2.14	6.46	75.49
13	SINGAPORE	35	584.23	9.03	3.89	597.15
14	Others	4	121.23	181.69	9.23	312.15
<b>Total Coastal (B)</b>		<b>555</b>	<b>6914.36</b>	<b>3663.25</b>	<b>521.71</b>	<b>11099.32</b>
<b>Grand Total (A+B)</b>		<b>1141</b>	<b>27009.17</b>	<b>6434.48</b>	<b>594.68</b>	<b>34038.33</b>

**STATEMENT NO. 8**  
**ORIGIN & DESTINATION - WISE OVERSEAS TRAFFIC HANDLED**

Port: COCHIN PORT TRUST

Year: 2019-20

(As on March 2020)  
(in Tonnes)

S.N.	Commodity	Cargo Unloaded		Cargo Loaded	
		Origin Country	Quantity	Destination Country	Quantity
1	2	3	4	5	6
<b>A</b>	<b>LIQUID BULK</b>				
1	POL(Crude)	a) ALGERIA	369702		
		b) BRAZIL	335758		
		c) INDIA	566596		
		d) IRAN	614964		
		e) IRAQ	3878021		
		f) KUWAIT	1431661		
		g) NIGERIA	319765		
		h) OMAN	596832		
		i) QATAR	536029		
		j) RUSSIAN FEDERATION	884500		
		k) SAUDI ARABIA	3664064		
		l) TURKEY	1227125		
		m) UNITED ARAB EMIRATES	1362091		
		n) UNITED STATES	747166		
		o) OTHERS	320254		
			<b>16854528</b>		<b>0</b>
2	POL (Product)				
		a) BAHAMAS	25490	a) BOSNIA & HERZEGOVINA	
		b) INDIA	1050233	b) CHINA	102649
		c) MALAYSIA	15932	c) INDIA	3129523

(Contd.)





(in 'Tonnes)

S.N.	Commodity	Cargo Unloaded		Cargo Loaded	
		Origin Country	Quantity	Destination Country	Quantity
1	2	3	4	5	6
		d) UNITED ARAB EMIRATES	72230	d) JAPAN	103031
		e) UNITED STATES	83051	e) EGYPT	8000
		f) OTHERS	3004	f) KOREA	67307
				g) MOZAMBIQUE	168169
				h) SINGAPORE	142407
				i) UNITED ARAB EMIRATES	56000
				j) OTHERS	464148
			<b>1249940</b>		<b>4241234</b>
3	LPG/LNG				
		a) ANGOLA	135940	a) OTHERS	1913
		b) AUSTRALIA	428656		
		c) MALAYSIA	133466		
		d) UNITED ARAB EMIRATES	193422		
			<b>891484</b>		<b>1913</b>
4	Edible Oil				
		a) UKRAINE	7535		
		b) RUSSIAN FEDERATION	7362		
			<b>14897</b>		
5	FRM-Liquid				
		a) BAHRAIN	9937		
		b) EGYPT	11129		
		c) KOREA	35394		
		d) MALAYSIA	4237		

(Contd.)



(in 'Tonnes)

S.N.	Commodity	Cargo Unloaded		Cargo Loaded	
		Origin Country	Quantity	Destination Country	Quantity
1	2	3	4	5	6
		e) QATAR	11787		
		f) MOROCCO	254283		
		g) CHINA	73750		
			<b>400517</b>		
6	Others				
		a) IRAN	31555		
		b) SAUDI ARABIA	74797		
		c) OMAN	39872		
		d) UNITED ARAB EMIRATES	9724		
			<b>155948</b>		
<b>B</b>	<b>Dry Bulk</b>				
2	Fertilizer	a) LUTHIANA	22000		
			<b>22000</b>		
3	FRM-Dry				
		a) MOROCCO	127557		
		b) UNITED ARAB EMIRATES	56498		
			<b>184055</b>		
4	Cement				
		a) INDIA	1109449		
			<b>1109449</b>		
5	Salt				
		a) INDIA	96450		
			<b>96450</b>		

(Contd.)



(in Tonnes)

S.N.	Commodity	Cargo Unloaded		Cargo Loaded	
		Origin Country	Quantity	Destination Country	Quantity
1	2	3	4	5	6
6	Others				
		a) INDIA	19062		
		b) MOZAMBIQUE	48872		
			<b>67934</b>		<b>0</b>
<b>C</b>	<b>BREAK BULK</b>				
1	Iron & Steel	a) BELGIUM	4313	a) OTHERS	65817
		b) CHINA	6246		
		c) JAPAN	3963		
		d) INDONESIA	4891		
		e) RUSSIAN FEDERATION	300		
		f) OTHERS	3109		
			<b>22822</b>		<b>65817</b>
2	Others				
		a) VIETNAM	27476		
		b) JAPAN	126		
		c) INDIA	1289		
		d) CHINA	194		
		e) RUSSIAN FEDERATION	810		
		f) OTHERS	1705		
			<b>31600</b>		
<b>D</b>	<b>CONTAINER (Tonnes)</b>				
		a) AUSTRALIA	2639	a) CHINA	86024
		b) MIDDLE EAST	378953	b) EUROPE	106639
		c) EUROPE	13592	c) MIDDLE EAST	376870

(Contd.)



S.N.	Commodity	Cargo Unloaded		Cargo Loaded	
		Origin Country	Quantity	Destination Country	Quantity
1	2	3	4	5	6
		d) CHINA	91644	d) SRILANKA	901234
		e) SRILANKA	986858	e) SOUTHEAST	52632
		f) SOUTHEAST	1213	f) INDIA	467909
		g) SINGAPORE	17262	g) SINGAPORE	1021
		h) INDIA	4071279	h) OTHERS	133177
		i) OTHERS	344108		
			<b>5907548</b>		<b>2125506</b>
	(Nos.) TEUS				
		a) AUSTRALIA	147	a) CHINA	11232
		b) MIDDLE EAST	24528	b) EUROPE	9765
		c) CHINA	6366	c) MIDDLE EAST	29897
		d) EUROPE	2348	d) SRILANKA	78602
		e) SRILANKA	76755	e) SOUTHEAST	7383
		f) SOUTHEAST	7964	f) INDIA	140866
		g) INDIA	153312	g) SINGAPORE	101
		h) SINGAPORE	1214	h) OTHERS	13399
		i) OTHERS	19998		
			<b>292632</b>		<b>291245</b>
<b>E</b>	<b>TRANSHIPMENT</b>				
	Container Tonnes				
		a) CHINA	581	a) CHINA	1783
		b) EUROPE	8570	b) MIDDLE EAST	8278
		c) SRILANKA	217	c) EUROPE	9780
		d) MIDDLE EAST	6567	d) SOUTHEAST	3678
		e) SINGAPORE	236	e) SRILANKA	517

(Contd.)



(in 'Tonnes)

S.N.	Commodity	Cargo Unloaded		Cargo Loaded	
		Origin Country	Quantity	Destination Country	Quantity
1	2	3	4	5	6
		f) SOUTHEAST	3088	f) INDIA	260855
		g) INDIA	260855	g) OTHERS	12450
		h) OTHERS	17228		
			<b>297342</b>		<b>297341</b>
	(Nos.) TEUS				
		a) CHINA	26	a) CHINA	65
		b) EUROPE	490	b) MIDDLE EAST	460
		c) SRILANKA	27	c) EUROPE	543
		d) MIDDLE EAST	364	d) SOUTHEAST	146
		e) SINGAPORE	16	e) SRILANKA	313
		f) SOUTHEAST	154	f) INDIA	16025
		g) INDIA	16025	g) OTHERS	540
		h) OTHERS	990		
			<b>18092</b>		<b>18092</b>
	<b>Grand Total</b>		<b>2,73,06,513</b>		<b>67,31,812</b>



## STATEMENT NO. 9 COMMODITY WISE TRAFFIC HANDLED

Port: COCHIN PORT TRUST

Year: 2019-20

(As on March 2020)  
(in '000' tonnes)

S.N.	Commodity	2015-16	2016-17	2017-18	2018-19	2019-20
1	2	3	4	5	6	7
<b>I</b>	<b>LOADED (A+B+C+D)</b>					
<b>A</b>	<b>LIQUID BULK</b>					
1	POL- Crude	65	50	40	0	0
2	POL-Products	1780	2367	3125	4224	4241
3	LPG/LNG	172	58	128	69	2
4	Edible Oil	0	4	0	0	0
5	FRM-Liquid	0	0	0	0	0
6	Others	27	16	5	0	0
<b>B</b>	<b>DRY BULK</b>					
1	Iron Ore (All)					
	(a) Pellets	0	0	0	0	0
	(b) Fine	0	0	0	0	0
2	Other Ores	0	0	0	0	0
3	Thermal Coal	0	0	0	0	0
4	Coking Coal	0	0	0	0	0
5	Other Coal	0	0	0	0	0
6	Fertilizer	0	0	0	0	0
7	FRM-Dry	0	0	0	0	0
8	Food Grains (excluding pulses)	0	0	0	0	0
9	Pulses	0	0	0	0	0
10	Sugar	0	0	0	0	0
11	Cement	0	0	0	0	0
12	Salt	0	0	0	0	0
13	Iron Scrap	0	0	0	0	0
14	Others	0	2	55	0	0
<b>C</b>	<b>BREAK BULK</b>					
1	Iron & Steel	0	0	0	0	0
2	Timber & Logs	0	0	0	0	0
3	Tea & Coffee	0	0	0	0	0
4	Food Grains (excluding pulses)	0	0	0	0	0

(Contd.)

# Administration Report & Annual Accounts 2019-20



(in '000' tonnes)

S.N.	Commodity	2015-16	2016-17	2017-18	2018-19	2019-20
1	2	3	4	5	6	7
5	Pulses	0	0	0	0	0
6	Sugar	0	0	0	0	0
7	Cement	0	0	0	0	0
8	Project Cargo	0	0	0	0	0
9	Fertilizer	0	0	0	0	0
10	Automobiles (Tonnes)	0	0	0	0	0
	(Nos.)	0	0	1	0	0
11	Others	2	2	0	64	66
<b>D</b>	<b>CONTAINER (Tonnes)</b>	1704	1953	2094	2038	2126
	(TEUs)	194720	231182	258594	282476	291246
<b>E</b>	<b>TRANSHIPMENT</b>					
1	Container (Tonnes)	164	306	333	250	297
	(TEUs)	10519	15749	17681	15079	1809
2	Others (Specify)*	0	0	0	0	0
	<b>Total</b>	<b>3914</b>	<b>4759</b>	<b>5779</b>	<b>6646</b>	<b>6732</b>
<b>II</b>	<b>UNLOADED (A+B+C+D)</b>					
<b>A</b>	<b>LIQUID BULK</b>					
1	POL- Crude	10669	12028	14171	16086	16855
2	POL-Products	1261	1348	1328	1029	1250
3	LPG/LNG	309	373	778	506	891
4	Edible Oil	12	5	15	11	15
5	FRM-Liquid	228	256	224	390	401
6	Others	183	159	150	115	156
<b>B</b>	<b>DRY BULK</b>					
1	Iron Ore (All)					
	(a) Pellets	0	0	0	0	0
	(b) Fine	0	0	0	0	0
2	Other Ores	0	0	0	0	0
3	Thermal Coal	88	44	44	43	0
4	Coking Coal	0	0	0	0	0
5	Other Coal	0	0	0	0	0
6	Fertilizer	22	17	35	15	22

(Contd.)

# Administration Report & Annual Accounts 2019-20



(in '000' tonnes)

S.N.	Commodity	2015-16	2016-17	2017-18	2018-19	2019-20
1	2	4	5	6	7	8
7	FRM-Dry	230	235	188	218	184
8	Food Grains (excluding pulses)	95	174	0	0	0
9	Pulses	0	0	0	0	0
10	Sugar	0	0	0	0	0
11	Cement	824	816	784	900	1109
12	Salt	105	105	94	110	96
13	Iron Scrap	28	0		0	0
14	Others	152	74	221	67	68
<b>C</b>	<b>BREAK BULK</b>					
1	Iron & Steel	38	25	60	50	23
2	Timber & Logs	6	0	0	0	0
3	Tea & Coffee	0	0	0	0	0
4	Food Grains (excluding pulses)	0	0	0	0	0
5	Pulses	0	0	0	0	0
6	Sugar	0	0	0	0	0
7	Cement	0	0	0	0	0
8	Project Cargo	15	3	0	0	0
9	Fertilizer	0	0	0	0	0
10	Automobiles (Tonnes)	0	3	1	0	0
	(Nos.)	0	1970	515	0	0
11	Others	2	1	3	8	32
<b>D</b>	<b>CONTAINER (Tonnes)</b>	3753	4275	4933	5577	5908
	(TEUs)	203791	228407	261855	281958	292632
<b>E</b>	<b>TRANSHIPMENT</b>					
1	Container (Tonnes)	164	306	333	250	297
	(TEUs)	10520	15749	17682	15079	18092
2	Others (Specify)*	0	0	0	0	0
	<b>Total</b>	<b>18184</b>	<b>20248</b>	<b>23359</b>	<b>25376</b>	<b>27307</b>
	<b>GRAND TOTAL (I+II)</b>	<b>22098</b>	<b>25007</b>	<b>29138</b>	<b>32022</b>	<b>34038</b>

**STATEMENT NO. 10  
COMMODITY WISE LOADED CARGO RECEIVED BY DIFFERENT MODES OF TRANSPORT**

**Port: COCHIN PORT TRUST**

**Year: 2019-20**

**(As on March 2020)  
(In Tonnes)**

S.No	Commodity	Received by Rail	Received by Road	Received by IWT	Received through Pipe Line*	Total
1	POL (Crude)	0	0	0	0	0
2	POL (Products)	0	0	0	4241234	4241234
3	LPG/LNG	0	0	0	1913	1913
4	Other Liquid Bulk	0	0	0	0	0
5	Iron Ore	0	0	0	0	0
6	Coking Coal	0	0	0	0	0
7	Thermal Coal	0	0	0	0	0
8	Fertilisers Finished	0	0	0	0	0
9	FRM Dry	0	0	0	0	0
10	Other Dry Bulk	0	0	0	0	0
11	Steel Products	0	0	0	0	0
12	Other Break Bulk	0	65817	0	0	65817
13	Containers	4855	2110526	0	0	2115381
14	<b>All Commodities</b>	<b>4855</b>	<b>2176343</b>	<b>0</b>	<b>4243147</b>	<b>6424345</b>

\* : Into the Storage Farm Tanks in Port area

**STATEMENT NO. 11**  
**COMMODITY WISE UNLOADED CARGO DESPATCHED BY DIFFERENT MODES OF TRANSPORT**

**Port: COCHIN PORT TRUST**

**Year: 2019-20**

**(As on March 2020)**  
(In Tonnes)

S.No	Commodity	Despatched by Rail	Despatched by Road	Despatched by IWT	Despatched through Pipe Line*	Total
1	POL (Crude)				16854528	16854528
2	POL (Products)		647233		602707	1249940
3	LPG/LNG				891484	891484
4	Other Liquid Bulk		534271	37090		571361
5	Iron Ore					0
6	Coking Coal					0
7	Thermal Coal					0
8	Fertilisers Finished		22000			22000
9	FRM Dry			184055		184055
10	Other Dry Bulk		1273834			1273834
11	Steel Products		22822			22822
12	Other Break Bulk		23717	7881		31599
13	Containers	9985	5887437			5897422
14	<b>All Commodities</b>	<b>9985</b>	<b>8411315</b>	<b>229027</b>	<b>18348719</b>	<b>26999046</b>

\* From Storage Farm Tanks in Port area



**STATEMENT NO. 12**  
**COMMODITY WISE & CATEGORY WISE TRANSIT TRAFFIC OF OTHER COUNTRIES CARGO**

Port: COCHIN PORT TRUST

Year: 2019-20

(As on March 2020)  
(000 tonnes)

S.N.	Commodity	Unloaded	Loaded	Total
1	2	3	4	5
<b>A</b>	<b>LIQUID BULK</b>			
1	POL- Crude	16287.93	0	16287.93
2	POL-Products	199.71	1111.71	1311.42
3	LPG/LNG	891.48	1.91	893.40
4	Edible Oil	14.90	0	14.90
5	FRM-Liquid	400.52	0	400.52
6	Others	155.95	0	155.95
<b>B</b>	<b>DRY BULK</b>			
1	Iron Ore (All)			0
	(a) Pellets	0	0	0
	(b) Fine	0	0	0
2	Other Ores	0	0	0
3	Thermal Coal	0	0	0
4	Coking Coal	0	0	0
5	Other Coal	0	0	0
6	Fertilizer	22.00	0	22.00
7	FRM-Dry	184.06	0	184.06
8	Food Grains (excluding pulses)	0	0	0
9	Pulses	0	0	0
10	Sugar	0	0	0
11	Cement	0	0	0
12	Salt	0	0	0
13	Iron Scrap	0	0	0
14	Others	48.87	0	48.87
<b>C</b>	<b>BREAK BULK</b>			
1	Iron & Steel	22.82	0	22.82
2	Timber & Logs	0	0	0
3	Tea & Coffee	0	0	0
4	Food Grains (excluding pulses)	0	0	0
5	Pulses	0	0	0
6	Sugar	0	0	0
7	Cement	0	0	0
8	Project Cargo	0	0	0
9	Fertilizer	0	0	0
10	Automobiles (Tonnes)	0	0	0
	(Nos.)	0	0	0
11	Others	30.31	0	30.31
<b>D</b>	<b>CONTAINER (Tonnes)</b>	1836.27	1657.60	3493.87
	(TEUs)	139320	150380	289700
<b>E</b>	<b>TRANSHIPMENT</b>			
1	Container (Tonnes)	36.49	36.48	72.97
	(TEUs)	2067	2066	4133
2	Others (Specify)*	0	0	0
	<b>TOTAL (A+B+C+D+E)</b>	<b>20131.30</b>	<b>2807.71</b>	<b>22939.01</b>

**STATEMENT NO. 13  
NUMBER AND TYPE OF CONTAINER HANDLED**

Port: COCHIN PORT TRUST

Year: 2019-20

(As on March 2020)

(In Nos.)

S.No	Item	Type	20Ft. Nos.		40Ft. Nos.		Others		Total		
			Normal	Reefer	Normal	Reefer	Normal	Reefer	Normal	Reefer	
1	2	3	4	5	6	7	8	9	10	11	
A	Loaded	LCL	0	0	0	0	0	0	0	0	0
		FCL	40898	826	38687	7857	0	0	79585	8683	
		Empty	131516	26	12153	293	0	0	143669	319	
	<b>Total</b>		<b>172414</b>	<b>852</b>	<b>50840</b>	<b>8150</b>	<b>0</b>	<b>0</b>	<b>223254</b>	<b>9002</b>	
B	Unloaded	LCL	0	0	0	0	0	0	0	0	0
		FCL	168398	97	43602	2029	0	0	212000	2126	
		Empty	4564	761	7563	6212	0	0	12127	6973	
	<b>Total</b>		<b>172962</b>	<b>858</b>	<b>51165</b>	<b>8241</b>	<b>0</b>	<b>0</b>	<b>224127</b>	<b>9099</b>	
C	Transshipment	LCL	0	0	0	0	0	0	0	0	0
		FCL	16938	4	5633	88	0	0	22571	92	
		Empty	3615	0	1942	150	0	0	5557	150	
	<b>Total</b>		<b>20553</b>	<b>4</b>	<b>7575</b>	<b>238</b>	<b>0</b>	<b>0</b>	<b>28128</b>	<b>242</b>	
D	<b>Grand Total (A+B+C)</b>		<b>365929</b>	<b>1714</b>	<b>109580</b>	<b>16629</b>	<b>0</b>	<b>0</b>	<b>475509</b>	<b>18343</b>	



**STATEMENT NO. 14**  
**CONTAINER CARGO AND TARE WEIGHT OF CONTAINERS HANDLED**

Port: COCHIN PORT TRUST

Year: 2019-20

(As on March 2020)  
(In tonnes)

Item	Container Cargo	Tare Weight	Total (2+3)
1	2	3	4
1. Loaded	1429431	696076	2125507
2. Unloaded	5208214	699336	5907549
3. Transhipment	535477	59206	594682
<b>4. Total ( 1+2+3)</b>	<b>7173121</b>	<b>1454617</b>	<b>8627738</b>

**STATEMENT NO. 15  
INLAND (LANDWARD) CONTAINER MOVEMENT- OUTGOING FROM PORT AFTER UNLOADING FROM SHIP**

Port: COCHIN PORT TRUST

Year: 2019-20

(As on March 2020)  
(In Nos.)

Mode	20'		40'			Others			Total(TEUs)		
	Loaded	Empty	Loaded	Empty	Total	Loaded	Empty	Total	Loaded	Empty	Total
1	2	3	5	6	7	8	9	10	11	12	13
<b>1. By Rail</b>											
(a) ICD											
No.	480	0	10	0	10	0	0	0	500	0	500
Tonnes.	9710	0	405	0	405	0	0	0	10115	0	10115
(b) CFS											
No.	0	0	0	0	0	0	0	0	0	0	0
Tonnes.	0	0	0	0	0	0	0	0	0	0	0
(c) Others											
No.	0	0	0	0	0	0	0	0	0	0	0
Tonnes.	0	0	0	0	0	0	0	0	0	0	0
<b>2. By Road</b>											
(a) ICD											
No.	167837	5318	173155	45296	136358	58934	0	0	258429	32594	291023
Tonnes.	3489578	13295	3502873	2336701	47733	2384434	0	0	5826279	61028	5887307
(b) CFS											
No.	0	0	0	0	0	0	0	0	0	0	0
Tonnes.	0	0	0	0	0	0	0	0	0	0	0

(Contd.)





(In Nos.)

Mode	20'			40'			Others			Total(TEUs)		
	Loaded	Empty	Total	Loaded	Empty	Total	Loaded	Empty	Total	Loaded	Empty	Total
1	2	3	4	5	6	7	8	9	10	11	12	13
(C) Others												
No.	0	0	0	0	0	0	0	0	0	0	0	0
Tonnes.	0	0	0	0	0	0	0	0	0	0	0	0
<b>3. By IWT</b>												
(a) ICD												
No.	0	0	0	0	0	0	0	0	0	0	0	0
Tonnes.	0	0	0	0	0	0	0	0	0	0	0	0
(b) CFS												
No.	0	0	0	0	0	0	0	0	0	0	0	0
Tonnes.	0	0	0	0	0	0	0	0	0	0	0	0
(c) Others												
No.	0	0	0	0	0	0	0	0	0	0	0	0
Tonnes.	0	0	0	0	0	0	0	0	0	0	0	0

**STATEMENT NO. 16**  
**INLAND (LANDWARD) CONTAINER MOVEMENT- INCOMING TO THE PORT FOR LOADING ON TO THE SHIP**

Port: COCHIN PORT TRUST

Year: 2019-20

(As on March 2020)  
(In Nos.)

Mode	20'			40'			Others			Total(TEUs)		
	Loaded	Empty	Total	Loaded	Empty	Total	Loaded	Empty	Total	Loaded	Empty	Total
1	2	3	4	5	6	7	8	9	10	11	12	13
<b>1. By Rail</b>												
(a) ICD												
No.	620	0	620	0	0	0	0	0	0	620	0	620
Tonnes.	4520	0	4520	0	0	0	0	0	0	4520	0	4520
(b) CFS												
No.	0	0	0	0	0	0	0	0	0	0	0	0
Tonnes.	0	0	0	0	0	0	0	0	0	0	0	0
(c) Others												
No.	0	0	0	0	0	0	0	0	0	0	0	0
Tonnes.	0	0	0	0	0	0	0	0	0	0	0	0
<b>2. By Road</b>												
(a) ICD												
No.	40926	131534	172460	46219	12309	58528	0	0	0	133364	156152	289516
Tonnes.	928571	328835	1257406	810373	43082	853454.5	0	0	0	1738944	371917	2110861
(b) CFS												
No.	0	0	0	0	0	0	0	0	0	0	0	0
Tonnes.	0	0	0	0	0	0	0	0	0	0	0	0





(In Nos.)

Mode	20'			40'			Others			Total(TEUs)		
	Loaded	Empty	Total	Loaded	Empty	Total	Loaded	Empty	Total	Loaded	Empty	Total
1	2	3	4	5	6	7	8	9	10	11	12	13
(C) Others												
No.	0	0	0	0	0	0	0	0	0	0	0	0
Tonnes.	0	0	0	0	0	0	0	0	0	0	0	0
<b>3. By IWT</b>												
(a) ICD												
No.	0	0	0	0	0	0	0	0	0	0	0	0
Tonnes.	0	0	0	0	0	0	0	0	0	0	0	0
(b) CFS												
No.	0	0	0	0	0	0	0	0	0	0	0	0
Tonnes.	0	0	0	0	0	0	0	0	0	0	0	0
(c) Others												
No.	0	0	0	0	0	0	0	0	0	0	0	0
Tonnes.	0	0	0	0	0	0	0	0	0	0	0	0



## STATEMENT NO. 17 PERFORMANCE OF MAJOR PORT

Port: COCHIN PORT TRUST

Year: 2019-20

(As on March 2020)

S.N.	Item	Dry Bulk		Liquid Bulk	Break Bulk	Container	All
		Mech.	Conv.				
<b>1</b>	<b>No. of Vessels Sailed- (Total No.)</b>	<b>77</b>	<b>17</b>	<b>411</b>	<b>30</b>	<b>606</b>	<b>1141</b>
a)	At Berth- (No.)	77	17	411	30	606	1141
	(I) Overseas	5	4	217	26	333	585
	(ii) Coastal	72	13	194	4	273	556
b)	At Stream- (No.)						0
<b>2</b>	<b>Total Cargo Traffic Handled - (000 Tonnes)</b>	<b>12,93,504</b>	<b>1,86,385</b>	<b>2,38,10,460</b>	<b>1,20,238</b>	<b>86,27,738</b>	<b>3,40,38,325</b>
a)	At Berth - (000 Tonnes)	12,93,504	1,86,385	2,38,10,460	1,20,238	86,27,738	3,40,38,325
<b>3</b>	<b>Pre Berthing Waiting Time(Hrs)- Total</b>	<b>1219.63</b>	<b>29.10</b>	<b>8817.70</b>	<b>202.00</b>	<b>2789.42</b>	<b>13057.85</b>
a)	Pre Berthing Waiting Time(Hrs)- Port a/c	44.25	0.00	444.20	23.83	18.50	530.78
b)	Pre Berthing Waiting Time(Hrs)- Non Port a/c	1175.38	29.10	8373.50	178.17	2770.92	12527.07
<b>4</b>	<b>Working Time (Hrs)</b>	<b>4322.50</b>	<b>647.90</b>	<b>12809.97</b>	<b>1197.11</b>	<b>7157.53</b>	<b>26135.01</b>
<b>5</b>	<b>N.W Time at working berth(Hrs)- Total</b>	<b>717.92</b>	<b>480.08</b>	<b>3662.26</b>	<b>752.99</b>	<b>2585.03</b>	<b>8198.28</b>
a)	N.W Time at working berth(Hrs)- Port a/c	0.00	0.00	0.00	0.00	1329.02	1329.02
b)	N.W Time at working berth(Hrs)- N.P a/c	717.92	480.08	3662.26	752.99	1256.01	6869.26
<b>6</b>	<b>Time at Non working berth(Hrs)- Total</b>	<b>197.29</b>	<b>0.00</b>	<b>893.79</b>	<b>155.24</b>	<b>26.90</b>	<b>1273.22</b>
a)	Time at Non working berth(Hrs)- Port a/c	0.00	0.00	0.00	0.00	0.00	0
b)	Time at Non working berth(Hrs)- N.P a/c	197.29	0.00	893.79	155.24	26.90	1273.22
<b>7</b>	<b>Navigation Time (Hrs)-Total</b>	<b>247.09</b>	<b>48.70</b>	<b>1451.49</b>	<b>126.19</b>	<b>1922.12</b>	<b>3795.59</b>
a)	Inward Movement (Hrs)	126.53	26.82	763.29	65.26	993.60	1975.50
b)	Outward Movement (Hrs)	120.56	21.88	688.20	60.93	928.52	1820.09
<b>8</b>	<b>Shifting Time</b>	<b>24.38</b>	<b>4.69</b>	<b>119.73</b>	<b>8.23</b>	<b>28.52</b>	<b>185.55</b>
<b>9</b>	<b>Turn Round Time (Hrs)-Total</b>	<b>6728.81</b>	<b>1210.47</b>	<b>27754.94</b>	<b>2441.76</b>	<b>14509.52</b>	<b>52645.50</b>
a)	Turn Round Time (Hrs)-Port a/c	4638.22	701.29	14825.39	1355.36	10455.69	31975.95
b)	Turn Round Time (Hrs)-N.P a/c	2090.59	509.18	12929.55	1086.40	4053.83	20669.55

Note: Performance parameters are to be compiled for berthed vessels only. Vessels handled at stream are not to be included.

Note: N.W- Non-working.

N.P a/c- Non-port a/c

Mech. - Mechanically Handled .

Conv.- Conventionally handled.

**STATEMENT NO. 18**  
**PERFORMANCE OF MAJOR PORT**

**Port: COCHIN PORT TRUST**      **Year: 2019-20**      **(As on March 2020)**

S.No	Item	Container	Break Bulk	Dry Bulk		Liquid Bulk	Total
				Mechanical	Conventional		
1	2	3	4	5	6	7	8
1	Number of Cargo Ships sailed	606	30	77	17	411	1141
2	Cargo handled (in tonnes)	86,27,738	1,20,238	12,93,504	1,86,385	2,38,10,460	3,40,38,325
3	Average Parcel Size (in tonnes)	14,237	4,008	16,799	10,964	57,933	29832
4	Average Turn Round Time (in Hrs)	23.94	81.39	87.39	71.20	67.53	46.14
5	Average Stay at Working Berth (in Hrs)	16.08	65.00	65.46	66.35	40.08	30.09
6	Average Pre-berthing Waiting Time (in Hrs)	4.63	6.73	15.83	1.71	21.45	11.45
	(a) Port Account	0.03	0.79	0.57	0.00	1.08	0.47
	(b) Non Port Account	4.60	5.94	15.26	1.71	20.37	10.98
7	Average Non-working Time (in Hrs)	4.26	25.10	9.32	28.24	8.91	7.18
	(a) Port Account	2.19	0.00	0.00	0.00	0.00	1.16
	(b) Non Port Account	2.07	25.10	9.32	28.24	8.91	6.02
8	Percentage of Non-working Time at Working Berth (in Hrs)	26	36	14	42	21	23
9	Average Output Per Ship berthdays (in Tonnes)	21,254	647	6,275	3,966	34,578	23,709

**STATEMENT NO. 19**  
**DISTRIBUTION OF PRE-BERTHING WAITING TIME**

**Port: COCHIN PORT TRUST**

**Year: 2019-20**

**(As on March 2020)**  
**(in Hrs)**

S.No	Item	Container		Break Bulk	Dry Bulk		Liquid Bulk	Total
		Cellular	Combination		Mechanical	Conventional		
1	2	3	4	5	6	7	8	9
<b>A</b>	<b>Port Account</b>							
1	Non-Availability of							
	(i) Berth			23.83	31.75		395.76	451.34
	(ii) Tug Craft							0
	(iii) Pilot	18.5			12.5		30.64	61.64
2	Strike/Stoppage							0
3	Night Navigation Restriction							0
4	Draft Restriction							0
5	Others						17.8	17.80
<b>B</b>	<b>Non-Port Account</b>							
1	Ships Account	58.67					21.2	79.87
2	Shippers Account	1886.11					2243.47	4129.58
3	Agents Option	421.2		142.92	288.06	11.78	2692.00	3555.96
4	Want of Ullage				597.27		2819.39	3416.66
5	Documents not ready							0
6	Tidal Restrictions	21.47			201.54	17.32	450.37	690.70
7	Weather Restriction							0
8	Want of Cargo							0
9	Labour Holidays/Recess							0
10	Power Failure							0
11	Cargo Lashing							0
12	Others	383.47		35.25	88.51		147.07	654.3
	<b>Total</b>	<b>2789.42</b>	<b>0</b>	<b>202.00</b>	<b>1219.63</b>	<b>29.10</b>	<b>8817.70</b>	<b>13057.85</b>





**STATEMENT NO. 20**  
**DISTRIBUTION OF NON-WORKING TIME AT WORKING BERTH**

Port: COCHIN PORT TRUST

Year: 2019-20

(As on March 2020)

(In Hrs.)

S. No.	Item	Container		Break Bulk	Dry Bulk		Liquid Bulk	Total
		Cellular	Combination		Mechanical	Conventional		
1	2	3	4	5	6	7	8	9
A	Port Account							
(a)	Working Berth							
1	Non-Availability of Equipment	0	0	0	0	0	0	0.00
2	Equipment Breakdown	301.24	0	0	0	0	0	301.24
3	Absence of workers	0	0	0	0	0	0	0
4	Strike/Stoppage	0	0	0	0	0	0	0
5	Shed Congestion	0	0	0	0	0	0	0
6	Power Failure	18.30	0	0	0	0	0	18.30
7	Hatch opening/ closing	0	0	0	0	0	0	0.00
8	Labour Holidays	0	0	0	0	0	0	0
9	Night Navigation Restrictions	0	0	0	0	0	0	0
10	Others	1009.48	0	0	0	0.00	0	1009.48
(b)	Time spent at Non-working berth	0	0	0	0	0	0	0
<b>B</b>	<b>Non-Port Account</b>							
(a)	Working Berth							
1	Ships account	436.93	0	90.20	105.00	22.43	765.48	1420.04
2	Shippers account	256.25	0	60.31	0	0	1408.03	1724.59
3	Agents option	128.39	0	78.90	120.00	78.13	0.00	405.42
4	Absence of non-port workers	0	0	0	0	0	0	0
5	For want of cargo	0	0	0	0	0	0	0
6	Departure Formalities	0	0	64.33	173.69	0	1368.24	1606.26
7	Weather restriction	194.47	0	324.66	43.77	294.49	60.68	918.07
8	Holiday	0	0	0	0	0	0	0
9	Lack of Storage / silos	0	0	0	65	0	0	65
10	User equipment repair	0	0	0	45	0	25.03	69.94
11	Shore Clearance	0	0	0	0	0	0	0
12	Others	239.97	0	134.59	165.55	85.04	34.80	659.95
(b)	Time spent at Non-working berth	26.90	0	155.24	197.29	0	893.79	1273.22
	<b>Total</b>							
(a)	Working berth [A(a) + B(a)]	2585.03	0	752.99	717.92	480.08	3662.26	8198.28
(b)	Non-working berth [A(b) + B(b)]	26.90	0	155.24	197.29	0	893.79	1273.22

**STATEMENT NO. 21  
COMMODITY-WISE PERFORMANCE INDICATORS**

**Port: COCHIN PORT TRUST**

**Year: 2019-20**

**(As on March 2020)**

S.No	Commodity	No. of Vessels Sailed*	Cargo handled (Tons)*	Turn Round Time (Days)		Pre-berthing Detention (Days)		Stay at Working Berth (Days)*		
				Total	Time-spent on non-port a/c reasons	Total	Non-port a/c reasons	Total	Working Time	Non-working Time
1	2	3	4	5	6	7	8	9	10	11
1	POL (Crude)	96	16854528	342.29	161.17	154.39	140.20	181.82	165.49	16.33
2	POL (Products)	228	5491173	693.62	327.89	185.94	181.62	408.24	295.25	112.99
3	LPG/LNG	13	893397	10.85	1.18	4.03	4.03	17.60	12.89	4.71
4	Other Liquid Bulk	74	571362	109.69	48.49	23.04	23.04	78.68	60.12	18.57
5	Iron Ore	0	0	0	0	0	0	0	0.00	0.00
6	Coking Coal	0	0	0	0	0	0	0	0.00	0.00
7	Thermal Coal	0	0	0	0	0	0	0	0.00	0.00
8	Fertilisers & FRM	6	206055	92.13	31.90	2.84	0.98	74.57	61.23	13.34
9	Other Dry Bulk	88	1273834	238.68	76.42	49.19	49.19	182.45	145.88	36.57
10	Steel Products	9	22822	36.30	8.88	0.00	0.00	30.82	23.03	7.79
11	Other Break Bulk	21	97416	65.44	36.39	8.42	7.42	50.43	26.84	23.59
12	Containers	606	8627738	604.56	168.91	116.23	115.46	405.94	298.23	107.71
13	<b>All Commodities</b>	<b>1141</b>	<b>34038325</b>	<b>2193.56</b>	<b>861.23</b>	<b>544.08</b>	<b>521.94</b>	<b>1430.55</b>	<b>1088.95</b>	<b>341.60</b>



**STATEMENT NO. 22**  
**COMMODITY-WISE PERFORMANCE INDICATORS**

**Port: COCHIN PORT TRUST**

**Year: 2019-20**

**(As on March 2020)**

S.No	Commodity	No. of Vessels Sailed*	Cargo handled (Tons)*	Average Turn Round Time (Days)	Average Pre-berthing Waiting Time (Days)	Average Output per Ship Berth Day (Tonnes)
1	2	3	4	5	6	7
1	POL (Crude)	96	16854528	3.57	1.61	92699
2	POL (Products)	228	5491173	3.04	0.82	13451
3	LPG/LNG	13	893397	0.83	0.31	50761
4	Other Liquid Bulk	74	571362	1.48	0.31	7262
5	Iron Ore	0	0	0	0	0
6	Coking Coal	0	0	0	0	0
7	Thermal Coal	0	0	0	0	0
8	Fertilisers Finished & FRM Dry	6	206055	15.35	0.47	2763
9	Other Dry Bulk	88	1273834	2.71	0.56	6982
10	Steel Products	9	22822	4.03	0.00	740
11	Other Break Bulk	21	97416	3.12	0.40	1932
12	Containers	606	8627738	1.00	0.19	21254
<b>13</b>	<b>All Commodities</b>	<b>1141</b>	<b>3,40,38,325</b>	<b>1.92</b>	<b>0.48</b>	<b>23709</b>





### STATEMENT NO. 23 BERTH OCCUPANCY

Port: COCHIN PORT TRUST

Year: 2019-20

(As on March 2020)

S. No.	Berth	No. of Days		Percentage of Occupancy
		Available	Occupied	
1	BTP	330	468	100*
2	NCB	330	441	100*
3	COT	330	304	92
4	NTB	330	148	45
5	Q1	330	244	74
6	Q10	330	150	45
7	Q2	330	0	0
8	Q3	330	0	0
9	Q4	330	113	34
10	Q5	330	314	95
11	Q6	330	141	43
12	Q7	330	101	31
13	Q8	330	96	29
14	Q9	330	82	25
15	SCB	330	8	2
16	SPM	330	162	49
17	STB	330	5	1
18	V2	330	199	60
19	V3	330	226	68
20	LNG	330	21	6
21	UTL	330	833	100*
<b>22</b>	<b>Grand Total</b>	<b>6930</b>	<b>4055</b>	<b>59</b>

\* Berth Occupied by Multiple Vessels

**STATEMENT NO. 24  
AVAILABILITY OF CARGO HANDLING EQUIPMENTS**

**Port: COCHIN PORT TRUST**

**Year: 2019-20**

**(As on March 2020)**

S.No	Description of Equipment	Number of Equipment	Required to meet the Traffic		Short Supply Due to (Percentage)					Number of Unit Overhauled	Number of Unit underwent Major Repair	Remarks
			Average Demand per day (No)	Average Supply per day (No)	Absentism of Staff	Shortage of Equipment	Equipment Break Down	Stoppage of work	Others			
1	Harbour Mobile Crane	1 No.	1 No.	1 No.	Nil	Nil	0.00%	Nil	7.06%	Nil	Nil	Availability = 92.94%
2	Fork Lift Trucks	6 Nos.	6 Nos.	6 Nos.	Nil	Nil	2.96%	Nil	4.05%	Nil	Nil	Availability = 92.99%
3	Reach Stacker	2 Nos.	2 Nos.	2 Nos.	Nil	Nil	9.01%	Nil	3.99%	Nil	Nil	Availability = 87.00%



**STATEMENT NO. 25  
SHORE LABOUR PRODUCTIVITY**

**Port: COCHIN PORT TRUST**

**Year: 2019-20**

**(As on March 2020)**

Datum Line	Cargo	No. of hooks worked	Hooks hrs worked	Effective hooks hrs worked	Man hrs worked	Effective man hrs worked	Tonnage Handled	Average Productivity (Tonnes)				
								Per hook hour	Per effective hook hour	Per man hour	Per effective man hour	
1	2	3	4	5	6	7	8	9	10	11	12	13
<b>A. Unloaded</b>												
1	ALUMINA IN JUMBO BAGS	143	1102	746	14789	9997	27368	191	25	37	2	3
2	ALUMINIUM HYDROXIDE IN JUMBO BAGS	1	7	7	174	174	108	108	15	15	1	1
3	BAUXITE IN BULK	18	146	129	793	701	13029	724	89	101	16	19
4	CLINKER IN BULK	2	14	13	144	135	2070	1035	145	156	14	15
5	DEFENCE CARGO	30	235	184	3636	2871	2514	84	11	14	1	1
6	ILMINITE SAND	69	549	484	3943	3483	48872	708	89	101	12	14
7	METALS & METAL PRODUCTS	72	550	470	7625	6555	18846	262	34	40	2	3
8	MURATE OF POTASH CONVENTIONAL	56	444	350	2811	2232	22000	393	50	63	8	10
9	PETROLEUM COKE	6	46	41	224	196	3963	661	87	98	18	20
10	PROJECT CARGO	8	57	51	730	652	1609	201	28	32	2	2
11	SALT IN BULK	173	1380	1290	7779	7259	96450	558	70	75	12	13
12	STEEL PLATES	16	122	101	1497	1240	4891	306	40	49	3	4
	<b>Total(A)</b>	<b>594</b>	<b>4653</b>	<b>3866</b>	<b>44144</b>	<b>35495</b>	<b>241721</b>	<b>407</b>	<b>52</b>	<b>63</b>	<b>5</b>	<b>7</b>
<b>B. Loaded</b>												
1												
	<b>Total(B)</b>											
	<b>Grand Total (A+B)</b>	<b>594</b>	<b>4653</b>	<b>3866</b>	<b>44144</b>	<b>35495</b>	<b>241721</b>	<b>407</b>	<b>52</b>	<b>63</b>	<b>5</b>	<b>7</b>

Note: Tonnage handled is in respect of ships sailed during a period.



**STATEMENT NO. 26  
DOCK LABOUR PRODUCTIVITY**

Port: COCHIN PORT TRUST

Year: 2019-20

(As on March 2020)

Sl. No	Commodities	No. of hooks worked	Hooks Hrs/ Effective hooks hrs	Man Hrs/ Effective man hrs	Tonnage Handled	Average Productivity (Tonnes)		
						Per hook	Per hook hour	Per man hour
<b>A. Break Bulk</b>								
1	ALUMINA IN JUMBO BAGS	143	746	9997	27368	191	37	3
2	ALUMINIUM HYDROXIDE IN JUMBO BAGS	1	7	174	108	108	15	1
3	DEFENCE CARGO	30	184	2871	2514	84	14	1
4	METALS & METAL PRODUCTS	72	470	6555	18846	262	40	3
5	PROJECT CARGO	8	51	652	1609	201	32	2
6	STEEL PLATES	16	101	1240	4891	306	49	4
	<b>Total [A]</b>	<b>270</b>	<b>1558</b>	<b>21490</b>	<b>55337</b>	<b>205</b>	<b>36</b>	<b>3</b>
<b>B. Dry Bulk</b>								
1	BAUXITE IN BULK	18	129	701	13029	724	101	19
2	CLINKER IN BULK	2	13	135	2070	1035	156	15
3	ILMINITE SAND	69	484	3483	48872	708	101	14
4	MURATE OF POTASH CONVENTIONAL	56	350	2232	22000	393	63	10
5	PETROLEUM COKE	6	41	196	3963	661	98	20
6	SALT IN BULK	173	1290	7259	96450	558	75	13
	<b>Total [B]</b>	<b>324</b>	<b>2308</b>	<b>14005</b>	<b>186384</b>	<b>575</b>	<b>81</b>	<b>13</b>
	<b>Total (A+B)</b>	<b>594</b>	<b>3866</b>	<b>35495</b>	<b>241721</b>	<b>407</b>	<b>63</b>	<b>7</b>

Note: Tonnage handled is in respect of ships sailed during a period.



**STATEMENT NO. 27**  
**AVAILABILITY & UTILIZATION OF EQUIPMENTS (OTHER THAN CONTAINER HANDLING)**

Port: COCHIN PORT TRUST

Year: 2019-20

(As on March 2020)

S. No.	Item	Mobile Crane	Wharf Crane	Fork Lift Truck	Pay Loaders	Tractor/Trailer	Locomotive	Others Mobile Harbour Crane
1	No. of Equipment			12				1
2	Capacity of Equipment (No. with Unit)			5 Nos. of 3T capacity & 1 No. of 5T capacity				40T
3	Total No. of Gross Hrs available (No. of Days x No. of Equipment x 24#)			41467.5				8496
4	Not available Hrs due to:							
	(i) Overhaul & maintenance			1680				600
	(ii) Break down			1226.75				0
	(iii) Holidays & offtime			-				-
	(iv) Others			-				-
5	Net available working Hrs.(3-4)			38560.75				7896
6	% Availability (5/3)x100			92.99				92.94
7	Actual working Time			13231				678.3
8	% Utilisation on the basis of:							
	(a) Gross Available Hrs. (7/3)x100			31.91%				7.98%
	(b) Net Available Hrs. (7/5)x100			34.31%				8.59%
9	Utilisation Norms			35%				35%

**STATEMENT NO. 28**  
**AVAILABILITY & UTILIZATION OF CONTAINER HANDLING EQUIPMENT**

Port: COCHIN PORT TRUST

Year: 2019-20

(As on March 2020)

Sl. No	Item	Quay side Gantry Crane	Rubber Tyred Gantry Crane	Rail mounted Gantry Crane	Tata P & H Crane	Top Lift Truck	Fork Lift Truck/Front End Loader	Reach Truck	Tractor Trailer
1	2	3	4	5	6	7	8	9	10
1	Fleet Strength	4	15				3	2	
	Capacity/Equipment	70	40				8	40	
2	Total possible equipment Hrs (24@ X No. of Days X No. of Equipments)	35136	131760				26352	17568	
3	Hrs lost due to scheduled maintenance	2051.21	4982.12				264.13	298.66	
4	Hrs lost under break down	85	138.06				42.94	73.28	
5	Hrs lost due to recess	0	0				0	0	
6	Actual equipment available Hrs. (2-(3+4+5))	33000	126640				26044.93	17196.06	
7	% Availability (6/2)*100	93.92	96.11				98.83	97.88	
8	Hrs actually worked during the month	17220.13	86664				8608	5776	
9	% Utilisation on the basis of								
(a)	Availability Hrs. (8/6)*100	52.18	68.43				33.05	33.59	
(b)	Total possible Equipment Hrs. (8/2)*100	49.01	65.77				32.67	32.88	
10	Utilisation Norms								





**STATEMENT NO. 29**  
**PERFORMANCE OF CONTAINER HANDLING EQUIPMENT**

Port: COCHIN PORT TRUST

Year: 2019-20

(As on March 2020)

S. No.	Item	Quayside Gantry Crane	Rail mounted Gantry Crane	RTG Crane
1	2	3	4	5
1	Total No. of Equipment	4		15
2	Total No. of Shifts worked	732		732
3	Total No. of Equipment working hrs. (Completion time-commencement time)	17220.13		86664
4	Total No. of Containers Handled	493852		879164
5	No. of Containers Handled per working hour (4/3)	28.68		10.14
6	Total Idle time	17915.87		45096
7	Total No. of hrs. actually worked (3-6)	17220.13		86664
8	Total No. of Containers Handled per actual worked hour (4/7)	28.679		10.145



### STATEMENT NO. 30 PERFORMANCE OF DREDGER

Port: COCHIN PORT TRUST

Year: 2019-20

(As on March 2020)

S. No.	Particulars	Unit	Name of Dredger(s)					Remarks
			GHD NS (Port Dredger)	DCI-' DREDGE-XV' (Hired)	DCI-' DREDGE-VIII' (Hired)	DCI-' DREDGE-XI' (Hired)	DCI-' DREDGE-XXI' (Hired)	
1	2	3			4			5
1	Quantity dredged	Lakh m <sup>3</sup>	4.14	147.711	81.919	12.95	5.42	
2	Working days	Days	273	314	253	57	17	
3	Non-Working days							
	a) Sunday & Holidays	Days	69	–	–			
	b) Dry-docking	Days	Nil	–	–			
	c) Over-haul	Days	7	–	–			
	d) Repairs, Maintenance & Bunkering	Days	13	51	34	4	–	
	e) Bad Weather	Days	Nil	–	–			
	f) Crew shortage	Days	2	–	–			
	g) Others (Lock Down)	Days	2	–	–			
4	Total Days (2+3)	Days	366	365	287	61	17	
5	Quantity dredged per working day		1500	47,042m <sup>3</sup>	32379.05m <sup>3</sup>	22710m <sup>3</sup>	32207m <sup>3</sup>	
6	Rate per Cu.m. of dredging	m <sup>3</sup>		Rs. 38.14	Rs. 38.14	Rs. 38.14	Rs. 38.14	Rate arrived from the lumpsum Contract Amount
	a) Including depreciation & Interest	Rs.	425	NA	NA	NA	NA	
	b) Excluding depreciation & Interest	Rs.		NA	NA	NA	NA	



**STATEMENT NO. 31  
NUMBER, TYPE AND SIZE OF SHIPS SAILED**

Port: COCHIN PORT TRUST

Year: 2019-20

(As on March 2020)

S. No.	Category of Ships	No. of Ships Sailed	NRT	GRT	DWT
<b>A</b>	<b>Cargo Operation</b>				
<b>1</b>	Container	606	10296361	19759548	25148699
	(a) Cellular	606	1,02,96,361	1,97,59,548	2,51,48,699
	(b) Combination				
<b>2</b>	Break Bulk	30	1,26,638	2,63,304	3,63,072
<b>3</b>	Dry Bulk				
	(a) Mechancial	77	4,82,012	12,68,654	18,69,050
	(b) Conventional	17	92,008	1,78,430	2,80,703
<b>4</b>	Liquid Bulk	411	1,13,47,705	2,08,07,627	3,54,91,860
<b>5</b>	Lash				
<b>6</b>	Ro-Ro				
	<b>Total</b>	<b>1141</b>	<b>2,23,44,724</b>	<b>4,22,77,563</b>	<b>6,31,53,384</b>
<b>B</b>	Passenger Carriers	422	23,41,223	46,47,618	10,91,944
<b>C</b>	Others	26	74,073	1,68,606	2,22,440
<b>D</b>	<b>Grand Total</b>	<b>1589</b>	<b>2,47,60,020</b>	<b>4,70,93,787</b>	<b>6,44,67,768</b>

**STATEMENT NO. 32  
PASSENGER TRAFFIC AT MAJOR PORT**

**Port: COCHIN PORT TRUST**

**Year: 2019-20**

**(As on March 2020)  
(In Nos.)**

Year	Overseas			Coastal			Total		
	Embaraked	Dis embaraked	Total	Embaraked	Dis embaraked	Total	Embaraked	Dis embaraked	Total
	1	2	3	4	5	6	7	8	9
2015-16	31610	35541	67151	88975	95523	184498	120585	131064	251649
2016-17	54789	54265	109054	97522	102404	199926	152311	156669	308980
2017-18	44232	45337	89569	92045	98371	190416	136277	143708	279985
2018-19	57699	57555	115254	98396	107451	205847	156095	165006	321101
<b>2019-20</b>	<b>61478</b>	<b>61352</b>	<b>122830</b>	<b>98660</b>	<b>113137</b>	<b>211797</b>	<b>160138</b>	<b>174489</b>	<b>334627</b>



**STATEMENT NO. 33  
ACCIDENTS AT MAJOR PORT**

**Port: COCHIN PORT TRUST**

**Year: 2019-20**

**(As on March 2020)  
(In Nos.)**

S.No	Causation	Fatal		Non-Fatal		Total	
		Port Area	Non-Port Area	Port Area	Non-Port Area	Port Area	Non-Port Area
1	2	3	4	5	6	7	8
1	Persons falling	Nil	Nil	3	Nil	Nil	3
2	Falling of objects	Nil	Nil	1	Nil	Nil	1
3	Stepping on, striking against or struck by objects	Nil	Nil	6	Nil	Nil	6
4	Caught in between objects	Nil	Nil	2	Nil	Nil	2
5	Over-exertion or wrong movements	Nil	Nil	2	Nil	Nil	2
6	Exposer to or contact with extreme temperature	Nil	Nil	Nil	Nil	Nil	Nil
7	Explosions	Nil	Nil	Nil	Nil	Nil	Nil
8	Exposure to or contact with harmful substances including radiation	Nil	Nil	Nil	Nil	Nil	Nil
9	Other cases	Nil	Nil	1	Nil	Nil	1
	<b>Total</b>	Nil	Nil	15	Nil	Nil	15





**STATEMENT NO. 34  
EMPLOYMENT AT MAJOR PORT**

**A. Employment at Major Port (As on 31st March)**

Port: COCHIN PORT TRUST

Year: 2019-20

(As on March 2020)

Officers		Non-Cargo Handling Workers			Cargo Handling Workers Other than Shore Workers		Shore Worker	Casual Worker	Total
Class I	Class II	Class III	Class IV	Others	Class III	Class IV			
1	2	3	4	5	6	7	8	9	10
106	87	870	83	-	202	46	-	-	1394

**B. Employment at Dock Labour Boards of Major Port (As on 31st March)**

Port: COCHIN PORT TRUST

Year: 2019-20

(As on March 2020)

DLB Employment					Dock Workers				Grand Total
Class I	Class II	Class III	Class IV	Total	Registered	Listed	Others	Total	
1	2	3	4	5	6	7	8	9	10
NIL									

**C. Mandays Lost at Major Port**

Port: COCHIN PORT TRUST

Year: 2019-20

(As on March 2020)

Mandays Employed			Mandays Lost				Mandays Lost per 1000 Mandays Employed		
PE	DE	Total	Reason	PE	DE	Total	PE	DE	Total
1	2	3	4	5	6	7	8	9	10
481269	0	481269	Strike on 08.01.2020	531	0	531	1.10	0.00	1.10

PE: Port Employee/Worker

DE: DLB Employee/Worker



**STATEMENT NO. 35**  
**INCOME & EXPENDITURE OF MAJOR PORT**

Port: COCHIN PORT TRUST

Year: 2019-20

(As on March 2020)

(Rs. In crores)

S. No.	Head	Current Year	Previous Year
1	2	3	4
<b>1</b>	<b>Income</b>		
<b>A</b>	<b>Operating Income</b>		
a	Cargo handling(excluding royalty income)		
	(i) Petroleum, Oil and lubricants	107.45	102.25
	(ii) Others	25.84	23.70
b	Vessel related income	293.89	247.59
c	Railway earning	-	-
<b>B</b>	<b>Estate Income</b>	109.62	108.33
<b>2</b>	<b>Expenditure</b>		
<b>A</b>	<b>Operating Expenditure</b>		
a	Cargo handling		
	(i) Petroleum, Oil & Lubricants	7.58	7.05
	(ii) Others	46.80	49.06
b	Vessel related expenditure	152.33	169.76
c	Railway expenditure	-	-
<b>B</b>	<b>Estate Non-operating Expenditure</b>	149.16	148.82
<b>3</b>	<b>Operating Surplus (1A-2A)</b>	220.47	147.68
<b>4</b>	<b>Finance &amp; Miscellaneous Income</b>	43.20	46.61
<b>5</b>	<b>Royalty Income</b>	112.23	103.64
<b>6</b>	<b>Finance &amp; Miscellaneous Expr</b>	315.05	238.26
<b>7</b>	<b>Total Income(1+4+5)</b>	692.23	632.12
<b>8</b>	<b>Total Expenditure(2+6)</b>	670.93	612.94
<b>9</b>	<b>Net Surplus (7-8)</b>	21.30	19.18

- Note: 1. Operating Expenditure to be apportioned as recommended in concepts and definitions.  
2. Operating Income and expenditure of all commodities whose share in total cargo handled is more than 15% is to be separately furnished. For remaining commodities, information may be included in others.



**STATEMENT NO. 36**  
**APPLICATION OF FUNDS & OTHER FINANCIAL STATISTICS**

Port: COCHIN PORT TRUST

Year: 2019-20

(As on March 2020)

(Rs. In crores)

S.No	Head	Current Year	Previous Year
1	2	3	4
<b>A</b>	<b>Fixed Operating Assets (Net Block)</b>		
a	Cargo handling & storage	129.68	134.56
b	Port & dock facilities	111.99	117.98
c	Railway	-	-
d	Estate (Operating assets)	38.19	39.96
e	Management & General Administration	90.75	93.87
	<b>Total Net Block</b>	<b>370.61</b>	<b>386.37</b>
<b>B</b>	<b>Capital Work in Progress</b>	28.23	20.54
<b>C</b>	<b>Investments*</b>	1.15	0.15
<b>D</b>	<b>Current Assets</b>	370.23	460.08
<b>E</b>	<b>Current Liabilities</b>	694.21	747.66
<b>F</b>	<b>Net Current Assets (D-E)</b>	<b>(323.98)</b>	<b>(287.58)</b>
<b>G</b>	<b>Capital Expenditure under PPP</b>		
a	By Port		
	(i) For land acquisition		
	(ii) Other capital expenditure		
b	By Private operators		
	(i) For land acquisition		
	(ii) Other capital expenditure	5289.06	5289.06
<b>H</b>	<b>Capital Employed (Net)</b>	<b>-127.55</b>	<b>-108.80</b>

\* Investments excluding Statutory investments like PF, Pension, Gratuity, Leave encashment etc.



**STATEMENT NO. 37**  
**OPERATING EXPENDITURE BY HEAD OF EXPENDITURE**

Port: COCHIN PORT TRUST

Year: 2019-20

(As on March 2020)  
(Rs. In crores)

S. No.	Head	2019-20	2018-19
1	2	3	4
<b>A</b>	<b>Operating expenditure</b>		
1	Salaries & wages	150.34	161.98
2	Stores	16.09	17.46
3	Operation/Maintenance	115.19	122.56
4	Electricity	26.78	24.48
5	Depreciation	18.67	19.62
6	Security	16.84	18.70
7	Medical	3.69	3.88
8	Office administration	8.29	5.99
9	Other expenditure	-	-
	<b>Total Operating expenditure</b>	<b>355.87</b>	<b>374.67</b>
<b>B</b>	<b>Management band General Administration expenditure as per PL Account</b>	<b>122.08</b>	<b>123.85</b>



**STATEMENT NO. 38**  
**FINANCIAL DATA OF PRIVATE TERMINAL OPERATOR**

Name of Terminal Operator : INDIA GATEWAY TERMINAL PRIVATE LIMITED

Port: COCHIN PORT TRUST

Year: 2019-20

(As on March 2020)

(Rs. In crores)

S.No	Head	2019-2020	2018-2019
1	2	3	4
<b>1</b>	<b>Operating Income</b>		
a	Cargo handling (excluding royalty income)	291.66	283.64
b	Vessel related income		
	<b>Total Operating Income</b>	<b>291.66</b>	<b>283.64</b>
<b>2</b>	<b>Operating Expenditure</b>		
a	Cargo handling	250.69	239.81
b	Vessel related expenditure		
	<b>Total Operating Expenditure</b>	<b>250.69</b>	<b>239.81</b>
<b>3</b>	<b>Total Income (1 + 4 + 5)</b>	<b>291.66</b>	<b>283.64</b>
<b>4</b>	<b>Total Expenditure (2 + 6)</b>	<b>250.69</b>	<b>239.81</b>
<b>5</b>	<b>Capital Expenditure under PPP</b>		
	(i) For land acquisition		
	(ii) Other capital expenditure	6.63	1.4
<b>6</b>	<b>Net Capital Employed</b>	<b>429.24</b>	<b>332.78</b>

Note:1. Operating expenditure to be apportioned as recommended in concepts and definitions

2. Separate data for each terminal operator at a Major Port be furnished.



### STATEMENT NO. 39 FINANCIAL INDICATORS

Port: COCHIN PORT TRUST

Year: 2019-20

(As on March 2020)

(Rs. In crores)

S. No.	Description	Current Yr	Previous Yr
1	2	3	4
<b>1</b>	<b>Return on Capital</b>		
a	Capital Employed (Excl Work-in-progress)	-127.55	-108.80
b	Net surplus before Tax	21.30	19.18
c	RoCE including Royalty income (1b/1a)	-0.17	-0.18
d	Net surplus before Tax (excl Royalty income)	-90.93	-84.46
e	RoCE excluding Royalty income (1d/1a)	0.71	0.78
f	Profit Ratio (Net surplus/Total income)	0.03	0.03
g	Turnover Ratio (Net Surplus/Operating income)	0.03	0.03
<b>2</b>	<b>Operating Ratio</b>		
a	Operating Expenditure	355.87	374.67
b	Operating Income	649.03	585.51
c	Operating Ratio (2a/2b) %	54.83	63.99
<b>3</b>	<b>Ratio of Cost of Earnings (activity-wise)</b> (percentage of Cost to Earnings)		
a	Cargo Handling and Storage	0.41	0.45
b	Port and Dock Facilities for Shipping	0.52	0.69
c	Railway Workings	-	-
d	Rentable Lands and Buildings	0.25	0.23
<b>A</b>	<b>Direct Cost (excl Depn &amp; Over heads)</b>		
a	Cargo Handling and Storage	47.62	49.45
b	Port and Dock Facilities for Shipping	146.34	162.82
c	Railway Workings	-	-
d	Rentable Lands and Buildings	25.39	23.29
<b>B</b>	<b>Total Cost (incl Depn &amp; Over heads)</b>		
a	Cargo Handling and Storage	54.38	56.10
b	Port and Dock Facilities for Shipping	152.33	169.75
c	Railway Workings	-	-
d	Rentable Lands and Buildings	27.08	24.96



**STATEMENT NO. 40**  
**CAPITAL EXPENDITURE ON PLAN AND NON-PLAN SCHEMES**

Port: COCHIN PORT TRUST

Year: 2019-20

(As on March 2020)  
(Rs. In crores)

Sl No	Description	Current Year 2019-20					Cumulative upto 31.03.2020				
		Approved outlay 2019-2020	Internal Resources	Budgetary Support	Others (specify)	Total	Internal Resources	Budgetary Support	Others (specify)	Total	
1	2	3	4	5	6	7	8	9	10	11	
<b>A</b>	<b>Plan Works</b>										
1	Construction of Sub-way (B.S)	0.00	0.00	0.00	0.00	0.00	0.00	27.89	0.00	27.89	
2	Construction of Rail Over Bridge at Vallarpadam (B.S)	5.37	0.00	5.37	0.00	5.37	0.00	26.18	0.00	26.18	
3	Refurbishment of Coastal Liquid Terminal (B.S)	0.00	0.00	0.00	0.00	0.00	0.00	18.35	0.00	18.35	
4	R&D Studies - Study on siltation for implementation of nautical depth concept in CoPT (B.S)	0.00	0.00	0.00	0.00	0.00	0.00	10.93	0.00	10.93	
5	Capital dredging for creation of berth basin for ICTT - Phase-III (Extension of length of basin by 300m) (BS)	0.00	0.00	0.00	0.00	0.00	0.00	0.00	0.00	0.00	
6	Reconstruction of STB	0.00	0.00	0.00	0.00	0.00	0.00	0.00	0.00	0.00	
7	Replacement and modification of cargo handling equipment	0.00	0.00	0.00	0.00	0.00	21.95	0.00	0.00	21.95	
	Development at SEZ area	0.00	0.00	0.00	0.00	0.00	0.92	0.00	0.00	0.92	
	a) (i) Construction of Administrative & Commercial offices and related establishment cost at PBSEZs	0.00	0.00	0.00	0.00	0.00	0.00	0.00	0.00	0.00	
	a) (ii) Providing additional facilities at Administrative office building at Puthuvypeen, SEZ	0.00	0.00	0.00	0.00	0.00	0.29	0.00	0.00	0.29	
8	b) Providing common infrastructure facilities at SEZ	0.05	0.00	0.00	0.00	0.00	20.91	0.00	0.00	20.91	
	c) Land Development at PBSEZs	0.01	0.00	0.00	0.00	0.00	1.09	0.00	0.00	1.09	
	d) Land Acquisition	0.01	0.00	0.00	0.00	0.00	0.00	0.00	0.00	0.00	

(Contd.)



SI No	Description	Current Year 2019-20					Cumulative upto 31.03.2020				
		Approved outlay 2019-2020	Internal Resources	Budgetary Support	Others (specify)	Total	Internal Resources	Budgetary Support	Others (specify)	Total	
1	2	3	4	5	6	7	8	9	10	11	
	Standardisation of Electrical Power supply distribution network at W/Island.	0.00	0.00	0.00	0.00	0.00	6.70	0.00	0.00	6.70	
9	a) Strengthening of sub transmission and distribution network at W/Island under IPDS, Gol. b) Design as per site condition, supply installation , Testing & commissioning of Roof Top, grid connected solar panel of 150KWP capacity at residential building of RNAS quarters as part of IPDS work	4.53	0.91		1.35	2.26	2.91	0	1.35	4.26	
10	Feasibility Study	1.00	0.00	0.00	0.00	0.00	3.57	0.00	0.00	3.57	
11	Outer Harbour project for construction of a Deep Water Port (!) Providing Consultancy services for obtaining Environment clearance for Outer Harbour	0.00	0.00	0.00	0.00	0.00	4.34	0.00	0.00	4.34	
12	Implementation of Environmental Management and Monitoring Plan (EMMP)	0.00	0.27	0.00	0.00	0.27	1.10	0.00	0.00	1.10	
13	Construction of Barge jetty at Puthuvypeen (ASIDE Scheme)	0.15	0.14	0.00	0.00	0.14	35.55	0.00	0.00	35.55	
14	Bunkering Terminal (Land Development) MULT EIA Study and application for KSPCB & KCZMA for MULT	0.00	0.00	0.00	0.00	0.00	0.00	0.00	0.00	0.00	
15	Providing Shore power Supply at UTL	0.50	0.38	0.00	0.00	0.38	0.38	0.00	0.00	0.38	
	<b>Total</b>	<b>11.62</b>	<b>1.70</b>	<b>5.37</b>	<b>1.35</b>	<b>8.42</b>	<b>99.71</b>	<b>83.35</b>	<b>1.35</b>	<b>184.41</b>	
<b>B</b>	<b>Non-Plan Works</b>	44.97	3.03		17.54	20.57	0	0	0	0	
<b>C</b>	<b>Grand Total (A + B)</b>	<b>56.59</b>	<b>4.73</b>	<b>5.37</b>	<b>18.89</b>	<b>28.99</b>	<b>99.71</b>	<b>83.35</b>	<b>1.35</b>	<b>184.41</b>	

**PART - III**



**THE ANNUAL ACCOUNTS OF  
THE COCHIN PORT TRUST  
FOR 2019 - 2020**





## INDEX

		Annual Accounts	Page No.
		<b>Balance Sheet</b>	123
		<b>Profit &amp; Loss Account</b>	124
<b>SCH</b>	<b>SUB SCH</b>		
		<b>Schedules to Balance Sheet:</b>	
I		Reserves & Surplus	125
		Statutory Reserves	125
		Grants-In-Aid	125
II		Loan Funds	125
III		Capital Assets & Provision for Depreciation	127
IV		Investments	126
V		Sundry Debtors	126
VI		Cash & Bank balances	126
VII		Loans & Advances	126
VIII		Current Liabilities and Provisions	126
		<b>Sub Schedules to Schedules to Balance Sheet:</b>	
	A	Capital Reserve	128
	B	Funds & Statutory Reserves	128
	C	Grant-in-aid	129
	D	Bank balances & Cash on hand	130
		<b>Investments</b>	
		<b>Sub Schedules to Profit &amp; Loss account</b>	
		Income	
	E	Cargo handling & storage charges	131
	F	Port & Dock charges	131
	G	Railway Earnings	131
	H	Estate Rentals	131
		Expenditure	
	I	Cargo handling & storage	132
	J	Port & Dock facilities for shipping	132
	K	Railway Workings	132
	L	Rentable land and buildings	133
	M	Management & General Administration	133
	N	Finance & Miscellaneous Income	134
	O	Finance & Miscellaneous Expenditure	134
		<b>Additional Schedule to Profit &amp; Loss Account</b>	135-137
	IX	<b>Balance Sheet of Cochin Fisheries Harbour</b>	138
	P	Income & Expenditure Account of C.F.H.	139
		Receipts & Payments Account of C.F.H.	140





## BALANCE SHEET AS AT 31ST MARCH 2020

	PARTICULARS	SCH	2019-20		2018-19	
			₹	₹	₹	₹
I	<b>SOURCE OF FUNDS</b>					
	RESERVES & SURPLUS	I				
	a Capital Reserve		84,84,07,574		84,84,07,574	
	b Funds		66,30,095	85,50,37,669	63,83,013	85,47,90,587
	c Statutory Reserves			16,72,81,794		16,72,81,794
	d Grants-in- aid			16,86,69,429		25,84,81,066
	<b>LOAN FUNDS</b>	II				
	a Government Loans		4,46,82,33,147		5,02,67,62,290	
	b Unsecured Loans		2,52,64,168	4,49,34,97,315	2,48,75,272	5,05,16,37,562
	<b>Total</b>			<b>5,68,44,86,207</b>		<b>6,33,21,91,008</b>
	COCHIN FISHERIES HARBOUR	IX		11,86,366		11,86,366
	<b>GRAND TOTAL</b>			<b>5,68,56,72,573</b>		<b>6,33,33,77,374</b>
II	<b>APPLICATION OF FUNDS</b>					
	FIXED/CAPITAL ASSETS	III				
	Gross Block		6,76,59,97,577		6,88,71,12,299	
	Less:Provision for Depreciation		3,05,98,94,951		3,02,33,71,954	
	Net Block			3,70,61,02,626		3,86,37,40,345
	Capital Work-in-Progress			28,23,42,207		20,54,03,844
	INVESTMENTS	IV		1,15,00,000		15,00,000
	CURRENT ASSETS, LOANS AND ADVANCES					
a	<u>Current Assets:</u>					
	i. Interest accrued		4,59,13,266		4,11,91,387	
	ii Inventories		64,76,599		86,73,328	
	iii Sundry Debtors	V	62,14,31,954		1,38,10,90,200	
	iv Cash & Bank Balances	VI	2,27,56,18,217		2,35,41,97,396	
b	Loans & Advances	VII	75,28,53,152		81,56,61,603	
	<b>Total</b>		<b>3,70,22,93,189</b>		<b>4,60,08,13,914</b>	
	Less:Current Liabilities & Provisions	VIII	6,94,21,08,702		7,47,66,53,342	
	<b>NET CURRENT ASSETS</b>			<b>-3,23,98,15,513</b>		<b>-2,87,58,39,428</b>
c	Profit & Loss account (Accumulated loss)			4,92,43,56,887		5,13,73,86,247
	<b>TOTAL</b>			<b>5,68,44,86,207</b>		<b>6,33,21,91,008</b>
	COCHIN FISHERIES HARBOUR	IX		11,86,366		11,86,366
	<b>GRAND TOTAL</b>			<b>5,68,56,72,573</b>		<b>6,33,33,77,374</b>

FINANCIAL ADVISER &  
CHIEF ACCOUNTS OFFICER

CHAIRMAN


**PROFIT & LOSS ACCOUNT FOR THE YEAR ENDED 31st MARCH 2020**

PARTICULARS	SUB SCH	2019-20	2018-19
		₹	₹
<b>INCOME</b>			
Cargo Handling & Storage charges	E	2,45,51,80,349	2,29,58,57,747
Port & Dock charges (including Pilotage fees)	F	2,93,89,33,340	2,47,59,33,425
Railway earnings	G	0	0
Estate Rentals	H	1,09,62,00,509	1,08,33,40,908
<b>Total</b>		<b>6,49,03,14,198</b>	<b>5,85,51,32,081</b>
<b>LESS EXPENDITURE:</b>			
Cargo handling and storage	I	54,38,03,851	56,10,46,521
Port & Dock facilities for Shipping (including Pilotage)	J	1,52,33,15,536	1,69,75,67,012
Railway workings	K	0	0
Rentable lands and buildings	L	27,08,53,747	24,96,42,092
Management & General Administration (not directly attributed to particular activity)	M	1,22,07,72,982	1,23,84,53,478
<b>Total</b>		<b>3,55,87,46,115</b>	<b>3,74,67,09,103</b>
Operating Profit (+) / Loss (-)		2,93,15,68,083	2,10,84,22,978
Add: Finance & Misc. Income	N	43,19,86,772	46,60,81,151
<b>Total</b>		<b>3,36,35,54,855</b>	<b>2,57,45,04,129</b>
Less: Finance & Misc. Expenditure	O	3,15,05,25,494	2,38,26,59,723
Profit before Tax		21,30,29,360	19,18,44,406
Less: Provision for taxation			
Profit after Tax		21,30,29,360	19,18,44,406
<b>Less : Appropriations</b>			
Capital Reserve		0	0
<b>Total</b>			
Balance transferred to Revenue Reserve		21,30,29,360	19,18,44,406
<b>COCHIN FISHERIES HARBOUR</b>	P		
Income		4,45,33,735	3,79,53,088
Expenditure		4,50,74,613	3,84,10,243
Surplus (+) / Deficit (-)		<b>-5,40,878</b>	<b>-4,57,154</b>

**FINANCIAL ADVISER &  
CHIEF ACCOUNTS OFFICER**


**SCHEDULES TO BALANCE SHEET AS AT 31.03.2020**

PARTICULARS	SCH	SUB SCH	2019-20	2018-19
			₹	₹
<b>RESERVES &amp; SURPLUS</b>	I	A&B		
Capital Reserve			84,84,07,574	84,84,07,574
CPE (HBA) Family Benefit Fund			35,77,158	36,35,358
Employees Welfare Fund			29,81,211	25,85,541
Family Security Fund			71,726	1,62,114
<b>Total</b>			<b>85,50,37,669</b>	<b>85,47,90,587</b>
<b>STATUTORY RESERVES</b>	I	B		
Fund for Replacement, Rehabilitation and Modernisation of Capital Assets			9,83,85,897	9,83,85,897
Fund for Development, Repayment of Loans and Contingencies			6,88,95,897	6,88,95,897
<b>Total</b>			<b>16,72,81,794</b>	<b>16,72,81,794</b>
<b>GRANTS- IN-AID</b>	I	C		
Grant-in-aid under ASIDE Scheme			0	-7,53,81,316
Grant-in-aid for Development of Walkway and Parking Facilities			-19,21,399	1,10,28,679
Grant in Aid for Creation of Additional tourism facility-Walkway			-72,89,222	2,36,98,274
Grant in Aid for Construction of a Subway/Flyover in front of International Container Transshipment Terminal(ICTT)			3,39,26,942	3,27,91,055
Grant-Rail Over Bridge			8,30,89,349	13,26,31,922
Grant in Aid under R&D Schemes "Studies on Siltation and Optimal ameliorative measures"			-10,10,380	-10,10,380
Grant in Aid for Procurement Of Pollution Responses(PR) equipment / materials			65,81,258	62,74,018
Grant in Aid - Implementation of projects under IPDS			-1,19,66,651	-22,15,032
Grant in Aid-Upgradation of berth and backup area of Ekm. Wharf			61,25,425	4,59,20,573
Grant in Aid for Developing infrastructure for cruise terminal(Samudrika)			-11,38,043	61,36,545
Grant in Aid-Additional Infrastructure Cruise Terminal			3,89,46,455	0
<b>Total</b>			<b>14,53,43,734</b>	<b>17,98,74,338</b>
Less: Excess amount spent over Grant-in-Aid - receivable from Ministry disclosed under Current Assets			-2,33,25,694	-7,86,06,728
<b>Total Grant</b>			<b>16,86,69,429</b>	<b>25,84,81,066</b>
<b>LOAN FUNDS</b>				
<b>A. LOAN FROM GOVERNMENT</b>	II			
Principal amount of Loan			2,06,51,44,356	2,32,32,87,400
Add:- Interest Accrued			2,26,28,33,314	2,54,56,87,478
Add:- Penal Interest Accrued			14,02,55,477	15,77,87,412
<b>Closing Balance</b>			<b>4,46,82,33,147</b>	<b>5,02,67,62,290</b>
<b>B. UNSECURED LOANS</b>	II			
(a) Other Source Loan				
Principal amount of Loan			29,91,508	29,91,508
Add:- Interest Accrued			2,22,72,660	2,18,83,764
<b>Closing Balance</b>			<b>2,52,64,168</b>	<b>2,48,75,272</b>

**FINANCIAL ADVISER &  
CHIEF ACCOUNTS OFFICER**


**SCHEDULES TO BALANCE SHEET AS AT 31.03.2020**

PARTICULARS	SCH	SUB SCH	2019-20	2018-19	
			₹	₹	
<b>INVESTMENTS</b>	IV				
<b>A. Long Term Investments</b>					
Investment in shares of M/s Cochin Bridge Infrastructure Co Ltd (1,50,000 equity shares of Rs 10 each)			15,00,000	15,00,000	
<b>B. Current Investments</b>					
Investment in Mutual Fund- SBI Magnum Low Duration Fund Direct Growth (3865.844 units @ NAV of Rs 2586.757 per unit)			1,00,00,000	0	
<b>Total</b>			<b>1,15,00,000</b>	<b>15,00,000</b>	
<b>SUNDRY DEBTORS</b>	V				
Government Dues - Less than 6 months			11,01,96,343	11,63,78,290	
- More than 6 month			5,42,11,823	68,99,43,170	
Non Government Dues - Less than 6 months			24,56,04,647	9,79,79,546	
- More than 6 month			30,64,69,651	56,72,08,768	
			71,64,82,464	1,47,15,09,775	
Less: Provision for doubtful debts			9,50,50,510	9,04,19,573	
<b>Total</b>			<b>62,14,31,954.06</b>	<b>1,38,10,90,200</b>	
<b>CASH &amp; BANK BALANCES</b>	VI	D			
Cash on Hand				82,425	14,196
Bank Balance :					
Current Accounts				17,60,39,291	13,62,85,696
Fixed Deposits				2,09,75,50,303	2,21,76,32,520
Cash Card		19,46,198	2,64,985		
<b>Total</b>			<b>2,27,56,18,217</b>	<b>2,35,41,97,396</b>	
<b>LOANS AND ADVANCES (Recoverable in Cash or in kind or for Value to be Received)</b>	VII				
Payment in Advance and Debit Balance			70,25,59,441	70,99,43,940	
Deposits			2,69,68,016	2,71,10,934	
Add: Excess amount spent over Grant-in-Aid receivable from Ministry			2,33,25,694	7,86,06,728	
<b>Total</b>			<b>75,28,53,152</b>	<b>81,56,61,603</b>	
<b>CURRENT LIABILITIES &amp; PROVISIONS</b>		VIII			
<b>Current Liabilities</b>					
General Provident Fund				68,28,52,692	64,88,53,302
Salaries & Wages payable				17,14,56,936	50,37,43,181
ESI contribution Payable				1,02,600	0
EPF contribution Payable				5,85,738	6,03,185
Accrued expenses				97,33,69,243	2,34,13,00,735
Misc. Creditors & Credit Balance				2,87,35,20,124	1,87,85,76,185
Deposits from Merchants, Contractors & Others				2,24,02,21,369	2,10,35,76,754
<b>Total</b>			<b>6,94,21,08,702</b>	<b>7,47,66,53,342</b>	

**FINANCIAL ADVISER &  
CHIEF ACCOUNTS OFFICER**

## Administration Report &amp; Annual Accounts 2019-20



## CAPITAL ASSET REGISTER AS ON 31.3.2020

(Amount in ₹)

Sl No.	Assets	GROSS BLOCK				PROVISION FOR DEPRECIATION				NET BLOCK	
		As on 01-04-2019	Additions	Deletions	As on 31-03-2020	as on 01-04-2019	On Deletions	During the year	Total as on 31-03-2020	As on 31-03-2020	As on 01-04-2019
1	Land	51,49,16,218	0	0	51,49,16,218	0	0	0	0	51,49,16,218	51,49,16,218
2	Capital Dredging	84,39,61,873	0	0	84,39,61,873	18,23,04,631	0	84,53,922	19,07,58,553	65,32,03,320	66,16,57,242
3	Buildings, Sheds and other structures	74,76,29,092	48,30,202	91,62,818	74,32,96,476	35,87,58,484	37,70,628	2,44,70,432	37,94,58,288	36,38,38,188	38,88,70,609
4	Wharves, Roads and Boundaries	1,84,59,55,387	2,06,09,328	17,90,255	1,86,47,74,460	55,74,87,169	0	4,18,77,428	59,93,64,597	1,26,54,09,864	1,28,84,68,218
5	Floating Crafts	1,46,27,53,200	0	14,63,64,554	1,31,63,88,646	1,01,97,14,937	14,63,64,553	4,40,37,254	91,73,87,638	39,90,01,008	44,30,38,263
6	Docks, Sea Walls etc	18,18,56,439	0	0	18,18,56,439	16,53,87,216	0	20,40,860	16,74,28,076	1,44,28,363	1,64,69,223
7	Cranes & Vehicles	17,34,98,090	0	0	17,34,98,090	11,92,29,054	0	1,53,01,648	13,45,30,702	3,89,67,388	5,42,69,036
8	Plant and Machinery	38,15,44,629	1,07,63,376	0	39,23,08,005	23,17,26,529	0	2,31,32,232	25,48,58,761	13,74,49,244	14,98,18,100
9	Installations for water, electricity, Fire fighting & Telecommunication	68,66,94,482	0	0	68,66,94,482	34,34,65,706	0	2,68,91,444	37,03,57,150	31,63,37,332	34,32,28,776
10	Oil Pipeline Installations	3,83,25,308	0	0	3,83,25,308	3,76,27,179	0	46,541	3,76,73,720	6,51,588	6,98,129
11	Miscellaneous Assets	99,77,582	0	0	99,77,582	76,71,050	0	4,06,418	80,77,468	19,00,114	23,06,532
	<b>TOTAL</b>	<b>6,88,71,12,299</b>	<b>3,62,02,906</b>	<b>15,73,17,627</b>	<b>6,76,59,97,577</b>	<b>3,02,33,71,954</b>	<b>15,01,35,181</b>	<b>18,66,58,179</b>	<b>3,05,98,94,951</b>	<b>3,70,61,02,626</b>	<b>3,86,37,40,345</b>
	Capital Work in Progress	20,54,03,844	9,29,01,105	1,59,62,742	28,23,42,207	0	0	0	0	28,23,42,207	20,54,03,844
	<b>GRAND TOTAL</b>	<b>7,09,25,16,143</b>	<b>12,91,04,011</b>	<b>17,32,80,369</b>	<b>7,04,83,39,784</b>	<b>3,02,33,71,954</b>	<b>15,01,35,181</b>	<b>18,66,58,179</b>	<b>3,05,98,94,951</b>	<b>3,98,84,44,833</b>	<b>4,06,91,44,189</b>



## SUB SCHEDULE - A

## CAPITAL RESERVE

PARTICULARS	₹
Opening Balance as on 1.4.2019	84,84,07,574
<b>Closing Balance as on 31.3.2020</b>	<b>84,84,07,574</b>

FINANCIAL ADVISER &  
CHIEF ACCOUNTS OFFICER

## SUB SCHEDULE - B

## DETAILS OF FUNDS &amp; STATUTORY RESERVES

G/L CODE	Family Security Fund	Employees Welfare Fund	House Building Advance - FBF	Reserve for Development Repayment of Loans & Contingencies	Reserve for Replacement, Rehabilitation & modernisation of Capital Assets
	110102	110101	110100	110201	110200
	₹	₹	₹	₹	₹
Balance as on 1-April 2019	1,62,114	25,85,541	36,35,358	6,88,95,897	9,83,85,897
<u>Add:</u> Contribution from GRF	8,50,000	7,20,000	39,350		
Contribution from employees	1,72,612	0	0		
Accident claim from Insurance Co.	0	0	0		
Interest on investments	0	0	2,01,376		
<b>Total</b>	<b>11,84,726</b>	<b>33,05,541</b>	<b>38,76,084</b>	<b>6,88,95,897</b>	<b>9,83,85,897</b>
<u>Less:</u> Expenditure/Adjustments from Fund	11,13,000	3,24,330	2,98,926		
<b>Balance as at 31- March 2020</b>	<b>71,726</b>	<b>29,81,211</b>	<b>35,77,158</b>	<b>6,88,95,897</b>	<b>9,83,85,897</b>

FINANCIAL ADVISER &  
CHIEF ACCOUNTS OFFICER





## BALANCE AT BANKS AND CASH ON HAND AS ON 31.03.2020

PARTICULARS	₹	₹
Cash on hand		82,425
Cash Card		19,46,198
Current Account with Nationalised and Scheduled Banks		17,60,39,291
Fixed Deposits with Banks:		
General Reserve Fund	32,93,18,000	
Deposit Works	97,86,47,304	
Grants	15,18,85,000	
<b>Total Deposits</b>		<b>1,45,98,50,304</b>
General Provident Fund		63,47,99,999
HBA FBF Investments		29,00,000
<b>TOTAL</b>		<b>2,27,56,18,217</b>
Balance with Scheduled Banks		2,27,55,35,792
Balance with Non Scheduled Banks		NIL

**FINANCIAL ADVISER &  
CHIEF ACCOUNTS OFFICER**

**COCHIN PORT TRUST  
FIXED DEPOSITS AS ON 31.03.2020**

(Amount in ₹)

SL No	Name of Fund/Investment	Long Term Investment	Short Term Investment	Total
1	R & R Fund	0	32,93,18,000	<b>32,93,18,000</b>
2	Deposit Works	11,21,72,268	86,64,75,036	<b>97,86,47,304</b>
3	Grants	0	15,18,85,000	<b>15,18,85,000</b>
4	HBA FBF	29,00,000	0	<b>29,00,000</b>
5	General Provident Fund	63,47,99,999	0	<b>63,47,99,999</b>


**SUB - SCHEDULES TO PROFIT & LOSS ACCOUNT FOR THE YEAR ENDED 31.3.2020  
INCOME**

PARTICULARS	2019-20	2018-19
	₹	₹
<b><u>SUB-SCHEDULE - E</u></b>		
<b><u>Cargo handling &amp; Storage charges</u></b>		
Handling & Storages charges on general cargo	23,40,66,483	20,86,41,848
Cranage	4,97,992	5,79,850
Petroleum, Oil and lubricants handling charges	1,07,44,78,576	1,02,24,96,581
Demurrage on general cargo	66,90,311	75,22,806
Handling and Storage Charges on Containers	30,68,586	29,44,227
Miscellaneous charges - Cargo	1,40,34,102	1,72,82,857
Revenue share from ICTT	96,23,37,894	95,05,70,342
Waterfront Royalty- LNG Basin	16,00,06,406	8,58,19,236
<b>Total</b>	<b>2,45,51,80,349</b>	<b>2,29,58,57,747</b>
<b><u>SUB-SCHEDULE - F</u></b>		
<b><u>Port &amp; Dock Charges</u></b>		
Towage and Mooring fees	22,33,26,814	19,57,33,752
Berth Hire charges	28,31,23,536	27,06,05,396
Port dues	76,29,15,762	60,64,78,897
Pilotage Fees	1,52,99,24,841	1,29,21,16,600
Water supply to shipping	12,21,219	1,19,72,652
Miscellaneous charges - Vessel	64,28,678	74,60,547
Income from Dredging Services	2,94,52,737	1,29,92,000
Income from Cruise Vessel	10,25,39,753	7,85,73,581
<b>Total</b>	<b>2,93,89,33,340</b>	<b>2,47,59,33,425</b>
<b><u>SUB-SCHEDULE - G</u></b>		
<b><u>Railway earnings</u></b>	0	0
<b><u>SUB-SCHEDULE - H</u></b>		
<b><u>Estate Rentals</u></b>		
Rent from land	60,53,08,921	64,42,43,522
Rent from buildings,sheds & godowns	10,57,87,091	10,59,64,782
Miscellaneous Income	36,72,26,936	31,69,63,270
Sundry Income	1,78,77,561	1,61,69,335
<b>Total</b>	<b>1,09,62,00,509</b>	<b>1,08,33,40,908</b>

**FINANCIAL ADVISER &  
CHIEF ACCOUNTS OFFICER**


**SUB - SCHEDULES TO PROFIT & LOSS ACCOUNT FOR THE YEAR ENDED 31.3.2020  
EXPENDITURE**

PARTICULARS	2019-20	2018-19
	₹	₹
<b><u>SUB-SCHEDULE - I</u></b>		
<b><u>Cargo handling &amp; Storage</u></b>		
Handling & Storage of general cargo at sheds & wharves	36,92,94,646	38,88,32,553
Handling & Storage of containers	17,45,900	14,75,615
Operation & maintenance of crane and vessels	2,29,39,582	2,27,96,066
Handling of Petroleum, Oil & Lubricants	7,58,45,109	7,04,61,011
Expenditure on general facilities at wharves & boundaries	39,02,030	45,82,967
Administration and General expenses	6,99,78,083	7,27,83,197
New Minor works	98,500	1,15,112
<b>Tota</b>	<b>54,38,03,851</b>	<b>56,10,46,521</b>
<b><u>SUB-SCHEDULE - J</u></b>		
<b><u>Port &amp; Dock facilities for shipping including Pilotage</u></b>		
Towing, Berthing and Mooring	17,69,06,465	17,66,07,175
Pilotage	6,41,94,815	6,38,31,451
Water supply to shipping	66,54,463	1,07,72,187
Fire fighting	8,83,01,128	9,36,62,208
Dredging and Marine survey	82,24,42,653	1,06,52,78,728
Harbour Patrol	67,34,923	55,69,919
Operation & Mtnce. of Navigational aids	2,71,68,969	3,66,03,581
Administration and general expenses	33,09,09,217	24,52,18,037
New Minor works	2,901	23,726
<b>Total</b>	<b>1,52,33,15,536</b>	<b>1,69,75,67,012</b>
<b><u>SUB-SCHEDULE - K</u></b>		
<b><u>Railway workings</u></b>		
Maintenance of station, other Buildings and structures	0	0

**FINANCIAL ADVISER &  
CHIEF ACCOUNTS OFFICER**


**SUB - SCHEDULES TO PROFIT & LOSS ACCOUNT FOR THE YEAR ENDED 31.3.2020  
EXPENDITURE**

PARTICULARS	2019-20	2018-19
	₹	₹
<b><u>SUB-SCHEDULE - L</u></b>		
<b><u>Rentable land and buildings</u></b>		
Estate maintenance	17,34,66,472	14,11,64,480
Administration & General expenses	9,73,87,275	10,84,54,487
New Minor works	0	23,125
<b>Total</b>	<b>27,08,53,747</b>	<b>24,96,42,092</b>
<b><u>SUB-SCHEDULE - M</u></b>		
<b><u>Management &amp; General Administration</u></b>		
Management & Secretariat expenses	36,12,40,916	34,18,38,591
Medical expenses	13,49,80,940	14,16,23,145
Stores keeping	2,18,95,472	2,03,67,049
Accounting and Auditing	23,82,23,428	29,21,20,865
Head office building & telephones	96,73,400	88,76,180
Engineering & workshop administration	15,41,38,530	15,41,28,355
Overhead and sundry expenses	30,05,04,146	27,93,90,271
New Minor works	1,16,151	1,09,022
<b>Total</b>	<b>1,22,07,72,982</b>	<b>1,23,84,53,478</b>

**FINANCIAL ADVISER &  
CHIEF ACCOUNTS OFFICER**

## Administration Report & Annual Accounts 2019-20



GL CODE	DESCRIPTION	2019-20	2018-19
		₹	₹
	<b>SUB-SCHEDULE - N</b>		
	<b>Finance &amp; Miscellaneous Income</b>		
540000	Sundry Receipts	6,76,56,395	8,77,13,696
540001	Profit/Loss on disposal of Capital Assets	91,63,018	1,04,99,999
540003	Interest receivable from IGTPPL	88,07,766	2,00,56,465
540004	Recovery of Insurance Claim on Capital Assets	5,71,527	5,55,456
540005	Interest Income	8,89,72,092	8,87,09,637
540006	Sale of Unserviceable Stores	27,03,523	0
540007	Hire of Motor Lorry & Sundry Plants	44,087	3,05,088
540008	Charges for Project Management Services	4,95,67,618	5,49,95,704
540009	Items Relating to Previous Year	8,30,15,474	2,39,47,422
540010	Medical Scheme for Pensioners	74,962	70,432
540011	Medical Treatment to Non-Entitled Persons	6,22,581	6,16,127
540012	Premium for lease of land	4,19,38,395	10,78,66,068
540013	Service Exports from India Scheme (SEIS)	7,88,49,334	7,07,45,056
	<b>Total</b>	<b>43,19,86,772</b>	<b>46,60,81,151</b>
	<b>SUB-SCHEDULE - O</b>		
	<b>Finance &amp; Miscellaneous Expenditure</b>		
670000	Scrap of Assets	0	11,53,850
670002	Bank Charges	4,99,663.51	4,12,253
670004	Prov. For Doubtful Debts	46,30,937	54,35,814
670006	Contribution to Employees Welfare Fund	7,20,000	7,00,000
670007	Contribution to Family Security Fund	8,50,000	8,00,000
670008	Contribution to Pension Fund Trust	2,62,35,24,947	2,01,67,26,552
670009	Expenditure Relating to Previous Years	20,25,80,137	2,14,30,284
670010	Contribution to CPTE HBA FBF	39,350	51,800
670012	Contribution to CPE New Pension Scheme	1,13,68,322	85,96,565
670014	Contribution to Gratuity Fund Trust	29,54,19,734	15,76,43,029
670020	Salary Arrears Payable	0	10,11,65,822
670023	Interest on Electricity Deposit	33,19,850	28,97,257
670026	Interest on other source loans	3,88,896	6,01,964
670027	Expense on Feasibility and R&D Studies	4,70,112	6,19,38,595
670031	Corporate Social Responsibility	67,13,546	31,05,938
	<b>Total</b>	<b>3,15,05,25,494</b>	<b>2,38,26,59,723</b>

**FINANCIAL ADVISER &  
CHIEF ACCOUNTS OFFICER**


**ADDITIONAL SCHEDULE TO PROFIT & LOSS ACCOUNT FOR THE YEAR ENDED 31-03-2020  
OPERATING EXPENDITURE**

GL CODE	DESCRIPTION	2019-20	2018-19
		₹	₹
	<b><u>SALARIES &amp; WAGES:</u></b>		
600000	Salaries & Wages (General)	19,64,51,743	18,85,69,340
600002	PLR	2,28,84,227	2,41,76,298
600003	Overtime	1,37,46,223	1,84,70,732
600004	Incentive	28,06,761	30,00,267
600005	Honararium	84,71,890	85,69,666
600006	Leave Encashment	7,08,96,934	13,71,81,704
600007	Salaries & Wages (Operational)	66,85,33,080	70,01,74,523
600008	Salaries & Wages (R&M)	39,20,79,142	40,96,03,617
600010	Leave Travel Concession	14,83,022	5,20,480
600011	Staff Amenities & Welfare Measures	28,810	35,028
600012	Employers ESI contribution	11,80,698	17,11,325
600013	Employers EPF contribution	36,94,632	35,98,616
640000	Salaries (Port Security)	2,33,69,353	2,54,76,524
650000	Salaries & Wages-Medical	9,77,45,708	9,86,94,134
	<b>TOTAL (A)</b>	<b>1,50,33,72,223</b>	<b>1,61,97,82,254</b>
	<b><u>STORES</u></b>		
610000	Stores-General	9,27,950	10,37,281
610001	Stores-Uniform	6,41,032	8,36,512
610002	Stores-Operational	68,26,000	92,77,611
610003	Stores-Fuel	14,34,39,252	15,34,01,012
610004	Stores (R&M)	90,37,034	1,00,80,468
	<b>TOTAL (B)</b>	<b>16,08,71,267</b>	<b>17,46,32,884</b>
	<b><u>OFFICE &amp; ADMINISTRATIVE EXPENSES</u></b>		
620000	Consumption Stores-Stationery	5,52,108	5,40,802
620001	Books & Periodicals	22,648	7,925
620002	Travelling Expense	40,08,637	54,35,441
620004	Courier charges	1,96,627	1,92,391
620005	Licence fees & Royalty	29,08,031	29,39,082
620006	Equipment & Furniture	2,09,766	1,06,068

(Contd....)


**ADDITIONAL SCHEDULE TO PROFIT & LOSS ACCOUNT FOR THE YEAR ENDED 31-03-2020  
OPERATING EXPENDITURE**

GL CODE	DESCRIPTION	2019-20	2018-19
		₹	₹
620010	Miscellaneous Expenses	58,77,239	86,28,289
620011	New Minor Works	12,78,340	31,57,657
620013	Entertainment	2,93,439	5,97,237
620014	Training Programme	11,83,425	11,09,365
620015	Sports & Games	9,00,000	9,00,000
620016	Legal Charges	99,21,090	77,06,542
620017	Printing Charges	6,18,833	7,67,618
620018	Office Machine hire & service charges	45,480	27,903
620019	Publicity & Advertisement	41,35,137	45,59,566
620020	Audit & Accounting	41,86,648	49,87,887
620021	Rent, Rates & Taxes	55,47,830	11,86,987
620022	Telephones	12,80,092	14,02,472
620023	Subscription	1,59,017	2,20,151
620025	IPA Share Contribution	3,82,44,079	1,38,45,561
620026	Marketing expense	12,86,550	16,03,351
<b>TOTAL (C)</b>		<b>8,28,55,017</b>	<b>5,99,22,294</b>
<b><u>OPERATION &amp; MAINTENANCE EXPENSES</u></b>			
630000	R&M arranged through Contract-Roads	48,97,252	62,53,185
630001	R&M arranged through Contract-Buildings	92,76,892	72,61,233
630002	R&M arranged through Contract-Plant & Equipments	32,00,962	36,66,790
630004	Dry Docking of Floating Crafts	6,08,58,653	9,41,79,985\
630005	Special R&M arranged through Contract-Roads	3,15,84,637	79,76,894
630006	Special R&M arranged through Contract-Buildings	1,32,46,793	10,11,881
630007	Special R&M arranged thru Contract-Plant & Equipments	44,31,528	41,17,204
630008	Hire of Vehicles & Transport Charges	98,72,077	90,27,807
630009	Water Charges	4,66,57,178	4,10,08,490
630012	Electricity Charges	26,77,98,762	24,47,53,581
630013	Hire of Boats, Tugs & Launches	19,85,16,420	14,44,34,427
630015	Maintenance Dredging	70,58,99,815	86,36,35,909
630016	Sundry Expense	3,95,12,396	2,37,11,928
630017	Insurance	54,69,626	33,30,229
630018	Self Consumption-Electricity	1,84,31,563	1,60,14,605
<b>TOTAL (D)</b>		<b>1,41,96,54,554</b>	<b>1,47,03,84,148</b>

(Contd....)


**ADDITIONAL SCHEDULE TO PROFIT & LOSS ACCOUNT FOR THE YEAR ENDED 31-03-2020  
OPERATING EXPENDITURE**

GL CODE	DESCRIPTION	2019-20	2018-19
		₹	₹
	<b>SECURITY EXPENSES</b>		
640001	Hire of Boats for Patrolling	27,05,311	24,19,741
640002	I S P S	0	500
640004	CISF-Deployment Charges	15,80,43,412	17,54,17,322
640005	SEZ - Cost Recovery	13,41,702	40,86,314
640006	Private Security Charges	63,57,977	50,38,234
	<b>TOTAL (E)</b>	<b>16,84,48,402</b>	<b>18,69,62,111</b>
	<b>MEDICAL EXPENSES</b>		
650001	Stipend, Fees & Honorarium to Specialists	34,76,859	32,25,494
650002	Stores-Medical	2,21,07,678	2,35,99,316
650003	Provisions-Medical	4,47,722	6,14,418
650004	Hospital Equipment	43,067	64,160
650005	Medical Expenses	15,09,470	18,88,005
650006	Charges paid to Outside Hospitals	93,01,679	94,41,184
	<b>TOTAL (F)</b>	<b>3,68,86,474</b>	<b>3,88,32,577</b>
	<b>DEPRECIATION</b>		
	Depreciation for the year	18,59,60,550	19,49,89,623
670021	Prior Period Depreciation	6,97,629	12,03,210
	<b>TOTAL (G)</b>	<b>18,66,58,179</b>	<b>19,61,92,833</b>
	<b>GRAND TOTAL (A) TO (G)</b>	<b>3,55,87,46,115</b>	<b>3,74,67,09,103</b>

**FINANCIAL ADVISER &  
CHIEF ACCOUNTS OFFICER**


**COCHIN FISHERIES HARBOUR  
BALANCE SHEET AS ON 31ST MARCH 2020**

(Amount in ₹)

PARTICULARS		2019-20		2018-19	
<b>A</b>	<b>SOURCES OF FUNDS</b>				
	Grant in aid received from GOI	19,10,32,261		19,10,32,261	
	Less : Grant utilised	18,98,45,895	11,86,366	18,98,45,895	11,86,366
<b>TOTAL</b>			<b>11,86,366</b>		<b>11,86,366</b>
<b>B</b>	<b>APPLICATION OF FUNDS</b>				
	<b>Fixed Assets</b>				
	Gross Block	18,98,45,895		18,98,45,895	
	Work in Progress	0		0	
		18,98,45,895		18,98,45,895	
	Less : Grant received	18,98,45,895	0	18,98,45,895	0
	<b>Current Assets, Loans and Advances</b>				
	a. Current Assets:				
	(i) Interest accrued on investments	18,88,895		22,53,891	
	(ii) Postage Stamps	0		351	
	(iii) Sundry Debtors	1,24,40,267		83,23,441	
	(iv) Cash & Bank Balances	4,76,87,706		3,81,12,281	
	b. Loans & Advances	2,58,103		23,27,721	
<b>Total</b>		<b>6,22,74,971</b>		<b>5,10,17,684</b>	
	Less: Current Liabilities & Provisions	8,82,64,733		7,64,66,567	
	<b>NET CURRENT ASSETS</b>		<b>-2,59,89,762</b>		<b>-2,54,48,883</b>
	Profit & Loss Account		2,71,76,127		2,66,35,249
	(Accumulated Deficit)				
<b>TOTAL</b>			<b>11,86,366</b>		<b>11,86,366</b>

**FINANCIAL ADVISER &  
CHIEF ACCOUNTS OFFICER**

**COCHIN FISHERIES HARBOUR  
INCOME & EXPENDITURE ACCOUNT FOR THE YEAR ENDED 31.03.2020**

(Amount in ₹)

Amount 2018-19	Expenditure	Amount 2019-20	Amount 2018-19	Income	Amount 2019-20
2,58,52,654	Salary & Other Benefits	2,97,42,402	1,07,72,245	Toll Collection	98,70,301
22,80,361	Electricity Charges	22,92,425	20,35,002	Electricity Charges	21,35,174
29,51,934	Security Charges	27,31,032	57,80,641	Fish out - handling Charges	52,99,868
14,78,623	Water Charges	12,77,522	69,64,450	Lease Rent on Land	1,13,91,045
16,96,756	Repairs & Maintenance	31,31,701	40,62,831	Building and Ground Rent	60,98,113
3,74,347	Professional Charges	5,79,650	9,82,990	Misc. Receipts	9,10,828
1,95,623	Printing and Stationary	2,12,929	19,66,070	Lease of Slipway	20,15,181
1,12,020	Sundry Expenses	48,551	11,03,761	Water Charges	9,99,628
48,288	Travelling Expenses	45,237	8,18,170	Licensing and License Fee	6,19,858
5,38,568	Prior Period Expense	16,91,930	5,70,019	Fish Landing Charges	5,42,892
15,993	Medical Reimbursement	-	26,98,798	Bank Interest	44,58,269
40,098	Telephone Charges	46,913	1,98,112	Enrolment of Fishing Crafts	1,92,577
1,411	Revenue and Postal Stamps	2,657	4,57,154	Net Deficit	5,40,878
532	Penalty on Service Tax	-			
28,23,036	Provision for Retirement Benefits	32,71,664			
<b>3,84,10,243</b>		<b>4,50,74,613</b>	<b>3,84,10,243</b>		<b>4,50,74,613</b>



**COCHIN FISHERIES HARBOUR  
RECEIPTS & PAYMENTS ACCOUNT FOR THE YEAR ENDED 31.03.2020**

(Amount in ₹)

Amount 2018-19	Receipts	Amount 2019-20	Amount 2018-19	Payments	Amount 2019-20
1,55,913	Opening Cash in Hand	2,04,879	2,23,11,699	Salary & PLR	2,16,42,575
3,90,46,942	Opening Cash at Bank	3,79,07,402	15,993	Medical Reimbursement	-
1,98,112	Enrolment of Fishing Crafts	1,92,577	48,288	Travelling Expenses	29,915
8,18,170	Licensing and License Fee	6,19,858	1,95,623	Printing And Stationary	1,91,383
47,34,352	Lease Rent On Land	89,58,183	1,726	Revenue & Postal Stamps	2,306
40,68,268	Building And Ground Rent	41,63,256	16,96,756	Repairs & Maintenance	14,52,784
-	Lease Of Slipway	32,47,016	15,25,000	Advance to COPT for Deposit work	-
5,70,019	Fish Landing Charges	5,42,892	6,13,293	Refund Of SD / Ground Rent	4,70,170
57,80,641	Fish Out - Handling Charges	52,99,868	40,098	Telephone Charges	46,076
20,35,002	Electricity Charges	18,90,549	22,80,361	Electricity Charges	22,92,425
1,07,72,245	Toll Collection	98,70,301	14,78,623	Water Charges	12,77,522
6,95,862	Misc. Deposit / Security	6,55,377	14,632	Cheque Charges	13,921
9,82,990	Misc. Receipts	8,90,266	96,849	Sundry Expenses	34,042
21,83,787	Bank Interest	45,82,128	532	Penalty On Service Tax Late fee	-
1,12,130	Tds Liability	1,22,548	537	Service Tax Paid	-
11,03,761	Water Charges	8,65,487	3,74,347	Professional Charges	5,04,650
45,58,918	GST Collection	62,38,913	29,51,934	Security Charges	27,31,032
			55,748	Service Tax Pre deposit paid	-
			1,13,268	TDS Liability Paid	1,24,024
			12,574	TDS Receivable	31,784
			-	Prior Period Expenses	21,94,471
			52,29,494	GST Paid	48,68,747
			10,126	GST TDS paid	-
			6,37,331	GST Cenvat Credit	6,55,966
			2,04,879	Closing Cash Balance	82,210
			3,79,07,402	Closing Bank Balance	4,76,05,496
<b>7,78,17,112</b>		<b>8,62,51,500</b>	<b>7,78,17,112</b>		<b>8,62,51,500</b>





### Part I – Significant Accounting Policies

1. Income and expenditure are accounted based on mercantile system of accounting.
2. While accounting income, the principle of conservatism has been followed.
3. Fixed assets and inventory are accounted on historical cost method.
4. Depreciation is provided in the accounts on straight-line basis, assuming the value of the asset at the end of life span as Re.1/-. Life span of the asset is fixed based on the guidelines issued by the Govt. of India from time to time. Depreciation is charged proportionately from the date of capitalization.
5. Long term investments are valued at cost. Current investments are valued at lower of cost or fairvalue.
6. Upfront payment received on lease of land is spread over equally to the period of lease.
7. Premium on lease of land is treated as the income in the year of receipt under Finance and Miscellaneous Income.
8. Prior period items, i.e., income or expense which arise in the current financial year as a result of errors or omissions in the preparation of financial statements or due to revision of bills or claims of one or more prior periods are included under Finance & Miscellaneous Income or Finance & Miscellaneous Expenditure.
9. Income received out of investments from various funds is credited to the respective funds.
10. Contingent liabilities are disclosed in the “Other Notes” to accounts.
11. Grant in Aid received related to specific fixed assets are presented in the Balance Sheet by showing the grant as a deduction from the gross value of the assets

concerned in arriving at their book value.

12. Revenue on Cargo and Vessel Related Services are recognized on completion of service. Revenue from estate is recognized on time basis.
13. Export incentive is recognized when there is a reasonable assurance that the conditions are met and incentive will be received.
14. All new works or additions/alterations to the existing works or all new plant or equipment or craft or replacement thereof costing not more than Rs 1 lakh or life not exceeding five years are charged to revenue as New Minor Works.

### Part II - Other Notes

15. Figures of Balance Sheet, P & L Account & Schedules have been regrouped where ever necessary consequent on changes in the items during the year.
16. **Performance of the Port**  
Cochin Port Trust handled 34.04 MMT of cargo during 2019-20 against 32.02 MMT during 2018-19. During 2019-20, number of vessels cleared from the Port is 1589 against 1608 vessels during 2018-19. Port handled 6,20,061 TEUs of containers in 2019-20 as against 5,94,592 TEUs in 2018-19.
17. **Grant in Aid:**
  - a) The details of Grant in Aid received by the Port, expenditure incurred and interest accrued on the same is shown as 'Sub Schedule C' to the Balance Sheet.
  - b) The Grant in Aid received by the Port from various Ministries are parked as fixed Deposits with Nationalised banks and encashed based on the requirement. The interest received from such investments is credited to the respective Grants.



- c) The Ministry of Commerce had sanctioned an amount of Rs 15 Crores in 2013 under ASIDE Scheme for the construction of Barge berth at Puthuvypeen as part of MULT project against the total estimated cost of Rs.31.93 Crores. Against this, the port had received Rs 7.50 Crores on 05.08.2013 and Rs 0.88 Crores on 30.03.2017. As per the instruction of the Ministry in March 2018, the interest accrued on the grant amounting to Rs 1.40 Crores was credited to the grant. Besides, the Ministry had also approved the utilisation of the unspent balance from the project 'Modification of CFS' for the subject project i.e., 'Construction of Barge berth for handling bunkers in Cochin Port' which amounts to Rs 0.70 lakhs as per CoPT books of accounts. The total expenditure incurred for the project till 31-03-2020 amounts to Rs 36.16 crores out of which 50% ie Rs18.08 Crores was adjusted against the Grant of Rs 10.48 Crores including the interest received.

The Port tried for balance fund under the schemes "Trade Infrastructure for Export Scheme (TIES)" or "Sagarmala. However, the Ministry informed the Port Trust that the Barge Berth project cannot be considered for funding under any of these schemes.

Since the chances of raising grant against this project is very remote, as suggested by Audit, the excess expenditure incurred for the project amounting to Rs 7.60 crores has been transferred to Capital Work in Progress

during the year 2019-20. Hence, the total expenditure against the subject project lying in Capital Work in progress as on 31-03-2020 amounts to Rs 26.40 crores. The same is not capitalized during 2019-20 since not yet put to use.

#### 18. **Loans availed from Government of India**

The Cabinet Committee on Economic Affairs (CCEA) in its meeting held on 24th August, 2016 had approved the proposal of CoPT towards waiver of penal interest on GOI loans availed by CoPT and freezing the liability on account of principal, interest and penal interest @ 0.25% as on 31-03-2016 and scheduling the repayment of the frozen amount in 10 years commencing from 2018-19.

The final liability of GOI loan as on 31-03-2016 as per the records of Principal Chief Controller of Accounts amounts to Rs 558.53 Crores. As committed, Port paid the first and second instalments of Rs 55.85 crores each in March 2019 & March 2020.

#### 19. **Dutch Loan**

Under Indo Dutch Bilateral co-ordination programme 1991-2001, Cochin Port had availed financial assistance of NLG 181,042.50 on 29-05-1996 for the procurement of spares for Port Dredger -Nehru Shatabdi. The port had repaid the same on 20.11.1996 at the then prevailing foreign exchange rate amounting to Rs 37,21,057.

However, the repayment of Rs 37,21,057 made by the port towards Dutch Loan was adjusted by the Ministry against the outstanding amount of ADB Loan of Rs 66,39,257 which was availed for a full



fledged container Terminal at Q8 and Q9 berths. Subsequently, the Ministry clarified that it is immaterial if this amount is adjusted against ADB Loan or Dutch Loan and requested the port to deposit the principal amount of Dutch Loan amounting to Rs 36,47,749 outstanding in their Suspense account as the same was being objected by their Government Audit. Port repaid the loan amount of Rs 36,47,749 in September 2018 with the approval of the Board in the meeting held on 16-08-2018.

#### 20. Capitalisation:

Assets worth Rs 3.62 Crores have been capitalized during the year 2019-20. Capital Work In Progress as on 31-03-2020 amounts to Rs. 28.23 Crores.

#### 21. Provisions:

a) During 2019-20, Wage revision Arrear of Class III & IV Employees amounting to Rs 29.94 crores and final instalment of Special Pay arrears to Class I & II officers amounting to Rs 3.29 Crores were paid. Excess Provision written back to Finance & Miscellaneous

Income amounting to Rs 3.73 crores.

- b) Pension & Gratuity arrears of Class III & IV Employees amounting to Rs.47.47 cr. were also paid during 2019-20.
- c) Provision has been created for Wage Revision arrear of Class I & II for the year 2019-20 upto January 2020 amounting to Rs 3.92 crores .
- d) Necessary provisions have been made for doubtful debts in the accounts.

#### 22. Corporate Social Responsibility

- a) The Ministry of Shipping issued Revised Guideline on Corporate Social Responsibility(CSR) for Major Ports vide letter dated PD-12019/1/2020-PD-VI- (Coord) dated 04th March 2020.
- b) As per the above Guideline, if the net profit of the previous financial year is less than 100 crores, CSR expenditure shall be 3% to 5% of such Net profit. Accordingly, Port has made a provision of Rs 50.69 Lakhs during 2019-20 as follows:

Particulars	Amount
Net Profit 2017-18	13,54,71,738
Net profit 2018-19	19,18,44,406
Total Net Profit	32,73,16,144
CSR Liability @3% of above	98,19,484
CSR Expenditure incurred during 2018-19 & 2019-20	
a) Contribution to Distress Relief Fund	31,05,938
b) Waiver of Port charges for handling & Storage of Flood Relief Materials	1,44,762
c) Contribution to Kerala Fine Arts Society	15,00,000
Total expenditure till 2019-20	47,50,700
<b>Balance CSR Liability for which Provision created in 2019-20</b>	<b>50,68,784</b>



### 23. Service Tax

Central Excise Authorities had issued 28 Show Cause Notices demanding a total of Rs 70.57 Crores for the non collection of service tax on services provided in Estate Rentals, Rent on Jetties, License fee, Upfront payment, Royalty from M/s. IGTPPL and excess utilization of Cenvat credit, ineligible Cenvat Credit, CISF proportionate charges for security services, legal charges, non payment of Service Tax on MPSO invoices, liquidated damages. Based on legal opinion, Port Trust has filed appeal and all matters are under sub-judice before appropriate Authority/Tribunal/High Court of Kerala.

### 24. Income Tax

- a) Income Tax Assessments are completed till AY 2017-18. Assessment order for AY 2017-18 was issued on 26-12-2019 and refund of Rs 3.67 crores was obtained on 29-10-2019. Balance amount of Rs.5.60 crores is to be refunded.
- b) Rectification petition filed by the Port for AY 2007-08 to consider excess application of income of the earlier Assessment Years as per the Order of Hon'ble ITAT is pending with Jurisdictional Assessing Officer.
- c) Refund of TDS for AY 2014-15 to AY 2016-17 due to change in PAN, Port has received a refund of Rs.8.62 crores on 20-11-2019 for AY 2014-15 and refund of remaining years is yet to be received.
- b) Intimation u/s 143(1) is received for AY 2018-19 on 06-02-2020 where by there is a refund of TDS to the tune of Rs 10.16 crores including interest.

### 25. Deferred Tax

In terms of the Accounting Standard on accounting for taxes on Income AS-22, Deferred Tax Asset (net) has not been recognized in the accounts in the absence of virtual/reasonable certainty of future taxable profits.

### 26. Arbitration and legal proceedings

- a) Long standing dispute on lease rentals with M/s.Petronet LNG pending since 2010, could be resolved after a series of meetings and mediated settlements, which was got approved through Court Order dated 29-01-2020. Accordingly, PLL has remitted an amount of Rs.148.69 crores on 25-02-2020 which includes Upfront payment from 01.04.2019 to 11-02-2039 amounting to Rs 100.22 crores , unpaid lease rent dues from 11-07-2010 to 31-03-2019 Rs 52.31 crores , interest due thereon Rs 18.49 crores after adjusting Security Deposit refundable to PLL Rs 6.71 crores and dredging advance Rs 15.62 crores. The same has been utilized for bridging the gap in the Pension Fund liability.
- b) M/s IGTPPL had filed claim before the Arbitral Tribunal to the tune of Rs 300 Crores against which port had filed counter claim amounting to Rs 1070.71 Crores which comprises of claims raised in connection with capital and maintenance dredging work, loss due to concession on Vessel related charges, loss of revenue share on account of under utilization of facilities, cost of deployment of CISF at ICTT, reimbursement of leave salary and



gratuity contribution in respect of port employees deputed to IGTPPL from 01-04-2005 to 28-02-2011. The Arbitral Tribunal passed Award on 12-05-2017. The issue in respect of date of commencement of Licence period was awarded in IGTPPL's favour. In respect of the issue of cost of CISF deployment at ICTT and reimbursement of leave salary, pension and gratuity contribution, the tribunal stated that IGTPPL has to bear the cost but did not specified the amount to be paid. The Arbitral Tribunal in the order stated that the parties have to sort out what amount are payable by the claimant and sort it out between themselves. Based on the Expert opinion of Attorney General of India, CoPT filed petition against the Award dated 12-05-2017 passed by the Arbitral Tribunal in the District Court, Ernakulam on 16-08-2017. OP (Arb) No.866 of 2017 challenging the Arbitral Award dated 12-05-2017 is pending.

- c) M/s. Jaisu Shipping Co. Pvt. Ltd., who executed the Contract of 'Dredging for maintenance of channels at Cochin Port for the year 2007-08' invoked the Arbitration Clause in the Agreement and claimed Rs. 3.51 crores. The Arbitral Tribunal in the Arbitration Award passed on 15-05-2013 directed Cochin Port to pay an amount of Rs 0.87 Crores to M/s. Jaisu Shipping Company along with interest @ 9% per annum from the date of the claim (19-04-2012) till the date of Award and thereafter at the same rate till the

payment is made. Aggrieved on the Award, Cochin Port has challenged the Arbitration Award dated 15-05-2013 under Section 34 of the Arbitration and Conciliation Act 1996 before the Hon'ble District Court, Ernakulam. The Hon'ble District Court dismissed the O.P (Arb.) No.512/2013 vide order dated 31-01-2020 which is received by the Port on 29-02-2020. Port had sought Legal Opinion from the LA, M/s. Joseph & Kurian on 03-03-2020, regarding the scope of filing an appeal against this Order. Legal Opinion is not received yet.

- d) The contract for Capital Dredging of approach channel and ICTT berth basin for providing depth as required for 14.50 meter draft container vessels and maintenance dredging of Cochin Port during the period from 01-09-2008 to 31-12-2010 under the Agreement No.52 of 2008-09 was entrusted to M/s. Jaisu Shipping Co. Pvt. Ltd. who failed to provide the deliverables for which the payments has been withheld by the Port. The Bank Guarantee of Rs. 19.25 Crores submitted by Jaisu Shipping Co. Pvt. Ltd was encashed during 2011-12. The party then invoked the Arbitration clause in the Agreement.

As per the direction of the Hon`ble High Court of Kerala, Jaisu Shipping Co. Pvt. Ltd has filed amended claim statement before the reconstituted Arbitral Tribunal worth Rs. 795 Crores incorporating all the additional claims filed by them and CoPT has filed the

Statement of defence. Jaisu Shipping Co. Pvt. Ltd., has also claimed payment of final bill for the work already done, release and return of security deposit, retention amount and encashed Performance Guarantee. Port has filed counter claim amounting to Rs.322 crores. The arguments of the claimant were heard by the Arbitral Tribunal. As Jaisu Shipping Co. Pvt. Ltd. defaulted the Arbitrator's fees for several sittings, the proceeding of claims submitted by them was terminated by the Arbitral Tribunal and only Counter Claims of CoPT will be heard hereafter.

The bill for February 2011 and March 2011 for Rs 3.69 Crores towards Maintenance Dredging was not processed for payment as necessary supporting documents were not submitted.

- e) Litigation in respect of sponsorship fee due from M/s. Jaisu Shipping Co. Pvt. Ltd amounting to Rs 2.98 Crores along with interest @ 12% p.a for Volvo Ocean Race has been awarded in favour of Cochin Port Trust on 26-09-2013. As per the legal Opinion obtained by the Port, CoPT can file execution petition for recovery of the amount within 12 years from the date of decree. However, for this the assets owned by M/s Jaisu Shipping Co. Pvt. Ltd which are having no encumbrance to be attached are to be identified and other civil procedure are to be complied with.
- f) A suit was filed by M/s Jakhau Salt Company Pvt. Ltd for the loss of cargo

due to collapse of Mattancherry Wharf for Rs.1.47 crores which was decreed against the Port. Port filed appeal before the Hon'ble High Court of Kerala, which is still pending. The case was listed last on 26-09-2019 for hearing, but was not taken up. The same is likely to be listed for hearing in due course.

- g) Installation & Commissioning of 110 KV sub-station and connected works at Cochin Port Trust was given to M/s Siemens Ltd., Chennai as on 16-03-2007 and the work was to complete in a period of 12 months as per agreement with M/s Siemens Ltd. Since there was a delay of 9 months in completing the work, liquidated damages of Rs.1.76 crores as per the agreement was deducted while making the final payment. Arbitration award was against the Port and hence the Port appealed against the award before the Hon'ble District Court, Ernakulam. Hearing is going on. The last hearing was conducted on 17-03-2020. The next hearing is scheduled on 26-05-2020.
- h) CoPT had entered into a contract with M/s.Tebma Shipyards Ltd., Chennai, for construction and delivery of two nos. 45 Tons Bollard Pull Tugs. Since the delivery of Tugs was delayed, CoPT had recovered Liquidated Damages of Rs. 8.09 Crores from the contractor. They raised objection to CoPT's above decision and the matter was referred for Arbitration. Arbitral Tribunal has passed an award on 10-09-2013 rejecting the claim of the



Contractor and CoPT's counter claim for retaining the sum of Rs.8.09 crores was upheld. Subsequently, M/s. Tebma Shipyards Ltd., has filed an appeal on 21-12-2013 before Hon'ble District Court, Ernakulam seeking to set aside the award and to direct CoPT to release the Liquidated Damages of Rs. 8.09 Crores with interest. CoPT filed objections to the statement of facts submitted by M/s. Tebma Shipyards Ltd. Proceedings of the Court are in progress. Last hearing was held on 10-03-2020 and the next hearing is posted on 22-06-2020.

- i) Port had filed a civil suit on 28.03.2014 against M/s. Tebma Shipyards Ltd., before the Hon'ble Sub Court at Kochi to recover an amount of Rs.1.05 Crores with interest at the rate of 15%, which was incurred by Cochin Port to rectify the manufacturing defects noticed on the Tugs supplied by M/s. Tebma Shipyards Ltd. They have submitted an affidavit dated 06-02-2015 before Hon`ble Sub Court, Kochi praying to direct the Port Trust to refer the dispute for arbitration as stipulated in terms of Clause 45.0 of Agreement Dated 05-10-2006. The Court had directed to refer the matter for arbitration and both the parties have appointed arbitrators. However, the Arbitrator nominated by M/s Tebma Shipyards Ltd., informed M/s Tebma Shipyards that he is not in a position to act as Arbitrator in the above dispute. Accordingly, a notice has been issued to M/s Tebma

Shipyards Ltd., on 29-03-2019 to nominate another Arbitrator in the Arbitration panel. As the reply from M/s Tebma Shipyards Ltd., is still not received, the matter is being taken up with Port's Legal Advisor.

- j) Cases are pending with the Supreme Court of India against various Customers, in connection with the Judgement of Hon'ble High Court of Kerala towards refund of excess ground rent collected beyond 75 days (approximately Rs. 1.58 crores). The case was posted for hearing before Supreme Court on 18-04-2017 and matter adjourned to 03-05-2017. Subsequently, the SLPs were taken up by the court on 12th, 13th & 14th of September 2017. After hearing the arguments, the Bench referred the matter to a larger Bench of 3 judges. The Hon'ble Supreme Court had listed this case lastly as item 101 on Tuesday, 17 March 2020 but was not taken up due to Covid-Pandemic. Subsequently LA informed that the Supreme Court is hearing only extremely urgent matters over videoconferencing as a result of the lockdown, and therefore our matter has not been listed and is unlikely to be listed till courts resume normal functioning.
- k) Land Acquisition cases related to the Project `Providing Direct Road Connectivity to the SEZ area at Puthuvypeen, CoPT advanced an amount of Rs.1.07 Crores as deposit in Sub Court, Kochi towards 50% of the Decree Debt for the conditional stay in the execution petition moved by the

evictees/claimants. The remittance of the remaining amount is subject to the final verdict. The co-developers in Puthuvypeen SEZ viz. PLL, BPCL-KR & IOCL were requested to reimburse their share towards the 50% amount advanced by CoPT and all the three co-developers have reimbursed their share of Rs 26.97 lakhs each.

- l) M/s. Lots Shipping Ltd. invoked the Arbitration against CoPT with respect to operation of Ro-Ro/ Lo-Lo Barge Service between W/Island & Bolghatty, claiming Rs 14.346 crores towards losses on account of low average daily volumes than the projected volumes in the tender, charter cost/day, maintenance costs of staff, taxes & levies paid, cost of frequent repair and loss of profit. Based on the default/dues on the part of M/s Lots Shipping Ltd. as per contract conditions, CoPT raised a Counter Claim of Rs 15.905 crores towards business loss, non-payment of Terminal Usage charges, parking charges, damages claim etc. As per the Arbitration Award dated 26-09-2019, M/s.Lots Shipping (Claimant) is given an award to realize an amount of Rs. 57,99,411/- from CoPT (Respondent) with 9% interest from the date of the award till realization. All the Counter claims put forward by CoPT are disallowed. CoPT filed Application under Section 34 of Arbitration & Conciliation Act in the District Court, Ernakulam which is pending.
- m) CoPT invoked Arbitration against IGTPPL in the dispute on non-

reimbursement of Cost Recovery Charges (CRC) at Vallarpadam SEZ by them. The Tribunal passed the Award on 27-05-2019 with a finding that there is a 50% liability upon IGTPPL, to reimburse or pay the CRC as an interpretation of the Licence Agreement dated 31-01-2005 and allowed half the claims for the period from July 2011 to January 2018 as payable by IGTPPL to CoPT along with further interest @6% p.a thereon calculated from the respective dates of the Demand Drafts (date of DD). Accordingly claim was raised on IGTPPL for depositing an amount of Rs.1,31,25,975/- as per the Award including 50% of Rs.44,19,400/- towards outstanding dues for 2017-18 (I & II half) and 2018-19 (I & II half). IGTPPL honoured the Award and deposited the amount claimed by CoPT on 09-08-2019

- n) Cochin Port Trust had given work order for "Supply, erection, testing and commissioning of 3 nos. 20 metre High Mast lighting system at the Cochin Fisheries Harbour" to M/s Ambhigola Exporters, Bangalore at a total contract value of Rs.16,77,000/- on 02-07-2012 with a completion period of 3 months. But there was a delay of five months in completing the work by the contractor. From the final bill submitted by the firm an amount of Rs.5,02,278/- was deducted, which includes the three amounts of Rs.1,59,825/-, Rs.3,40,578/- and Rs.1875/- towards LD, reinstating charges of the cable trenches and filling the foundation pit



using JCB respectively. M/s Ambligola Exporters, filed a case before the Hon'ble Munsiff Court, Kochi against Cochin Port Trust. The judgement of the Court went in favour of the Plaintiff M/s Ambligola Exporters, directing to pay Rs.5,16,708/- to M/s Ambligola Exporters with interest @6% per annum. An appeal has been filed before the Hon'ble District Court against the judgement passed by the Hon'ble Munsiff Court on 15-03-2019. The last hearing was conducted on 09-03-2020. The case is posted on 18-07-2020 for submitting the records of Lower Court.

- o) The work of "Providing 200mm Ductile Iron pumping line from UG tanks at Halt area at various locations in Willington Island and Road rectification thereof was awarded to M/s East India Engineers on 12-05-2015 with work Order value of Rs 1.91 crores. The contractor completed the pipelaying work except at the 3 railway crossing due to pending approval from Railway Authorities but the Road rectification work was not completed. The contractor raised certain issues regarding release of retention money, modified rates for executing road rectification work etc and appointed Sole arbitrator for the subject work. As per the final order issued by the Sole Arbitrator, the contractor is eligible for claims of Rs 74.59 lakhs and port is eligible for claims of Rs 18.48 lakhs. Port has challenged the Order before Hon'ble District Court.
- p) The work of "Dredging for maintenance

of channels and basins at Cochin Port for the year 2017-18" was awarded to M/s. DCIL through open tender for an amount of Rs.88.511 crores. The contract consists of two parts viz., (i). Part-A- Lumpsum basis - Rs.75.041 crores and (ii) Part-B - Need/Quantity Basis- Rs. 13.47 crores. As per the contract conditions, the contractor has to maintain the entire channel coming under the lumpsum part of the contract to a depth of (-) 15.90m throughout the contract period.

It was reported by DCI that as per the pre dredge survey, there was a back log quantity of around 8 Million Cu.m is to be removed for achieving the depth of (-) 15.90m and the time period given for making full depth from the date of commencement of work is 2 months. DCI has requested to allow them to maintain the channels and basins, as handed over to them till completion to the contract without any penalty. As DCI's claims are not in line with the agreement conditions, CoPT has not acceded to the same.

Considering the higher ruling shortfall in depth in the channels coming under the lumpsum part of the contract after the allowable period of 2 months, the Board of Trustees vide resolution No. 127 (Agenda Item No.B4) resolved to approve, (a) continuing the ongoing contract with M/s. DCI, based on the pre-dredge survey taken as on 19-02-2018, in view of settling the disputes through AMRCD as detailed in Agenda Item No.B4; and b)

releasing payment against the monthly bills of DCI since May 2018 for the work done, till the disputes are resolved through the AMRCD as: (i) @ 75% against the gross bill amount under Part A - Lumpsum basis; (ii) full payment for work done under Part B - Need /Quantity basis; (iii) to recover the charges towards the services availed by DCI for execution of the contract and other recoveries as per the agreement conditions, except the recovery towards non performance due to shortfall in depth and width; and (iv) to effect the fuel price variation payments based on the payment made as above, as recommended by Dredging Committee. Accordingly, payments towards the bills raised by DCI for the period from May 2018 onwards were released to DCI.

As per Ministry's directions during its Empowered Committee meeting held on 11-10-2019, with the approval of the Board vide resolu. No.197 dated 20-02-2020, Prof. R.Sundaravadivelu, Dept of Ocean Engineering, IIT Madras has been appointed as Conciliator for resolving the disputes in connection with the subject work, vide CoPT's letter dated 6-03-2020. Sitting is yet to be held in this regard.

- q) The Contract for the Deposit work of IOCL, "Construction of Multi-User Liquid Terminal at Puthuvypen, Cochin Port on Engineering, Procurement & Construction Contract basis – Part: A Scope of work under MULT Jetty under Agreement No. 16

of 2015-16 & Supplementary Agreement to the Agreement No. 16 of 2015-16 was entrusted with M/s. RKEC Projects Private Limited, who could not complete the work within the eligible extended Contract Period. So, recovered Liquidated Damages. They invoked Arbitration on 27-04-2019 claiming, refund of Liquidated Damages recovered, hire charges of equipment, additional charges for labour, Bank Guarantee, price escalation, loss of business during the extended period, bonus, additional payment for variations etc. amounting to Rs. 84,76,20,707.41. The Arbitration proceeding are in progress.

- r) The Contract for the work, "Construction of Multi-User Liquid Terminal at Puthuvypeen, Cochin Port on Engineering, Procurement & Construction Contract basis – Part: B Scope of work under Barge Jetty (Agreement No. 17 of 2015-16 & Supplementary Agreement to the Agreement No. 17 of 2015-16)" was entrusted with M/s. RKEC Projects Private Limited, who could not complete the work within the eligible extended Contract Period. So, recovered Liquidated Damages. They invoked Arbitration claiming, refund of Liquidated Damages recovered, hire charges of equipment, additional charges for labour, Bank Guarantee, price escalation, loss of business during the extended period, bonus, additional payment for variations etc. amounting to Rs. 17,26,63,351.14.



The Arbitration proceedings are in progress.

- s) “M/s GPT Geo (JV), the Contractors for the work “Construction of Flyover and ROB including modifications to GIDA Bridge No. 2 at Vallarpadam” invoked arbitration on 3-10-2018, claiming an amount of Rs. 11,73,77,950/- towards compensation for their various charges on account of delay in completion of work. First sitting was held on 18-02-2020 and finalized milestone dates for filing the documents. Next sitting is scheduled on 22-06-2020.

#### 27. Retirement Benefits:

- a) Based on the data of 31-03-2020, the actuarial valuation of liability made by LIC is Rs 3193.34 Crores. The pension liability for the pensioners and existing employees is Rs 2074.32 crores and Rs 985.18 crores respectively totaling Rs 3059.50 Crores and Gratuity liability for existing employees is approximately Rs 133.84 Crores. Against this, Cochin Port is having investment of Rs.328.25 Crores and Rs 7.61 Crores in Pension and Gratuity Fund respectively as on 31-03-2020 which is excluding interest for the year 2019-20 as the interest rates for 2019-20 is yet to be declared by LIC.
- b) The Actuarial Valuation of Pension liability has increased to Rs 3193.34 Crores as on 31-03-2020 as against Rs 2774.26 crores as on 31-03-2019 due to the increase in purchase price of

Annuity w.e.f September 2019 and due to the increase in monthly pension and salary due to Wage Revision of Class I & II officers.

- c) During the year 2019-20, the amount of Rs 148.69 crores received towards one time settlement of lease rent dues from M/s Petronet LNG Ltd was fully transferred to the Pension Fund with LIC. During the Board Meeting of Cochin Port Trust held on 22-08-2015 it was decided to transfer the premium received on leasing of land in full to Pension Fund Trust considering the deteriorating position of the Pension Fund. The total contribution of Rs 157.78 crores transferred to pension Fund of LIC during 2019-20 includes Rs.4.20 crores received as Premium from leasing of land. Annual contribution as prescribed under Rule 87 of the Income Tax Rules, 1962 amounting to Rs 20.15 crores was charged to Contribution to Pension Fund under Finance & Miscellaneous Expense.

#### 28. Other Disclosures:

- a) **Joint Venture with IWAI for RO-RO Operation**

RO-RO Terminal has become operational from 25-02-2011. As per the MOU entered between IWAI and CoPT on 08-10-2009, the management and operation of RO-RO Terminals at Bolgatty Island and Willingdon Island will be carried out jointly by the port and IWAI by forming a Joint Management Committee

(JMC) comprising of representatives of both the parties. As per the MOU, Port shall arrange for collection of terminal charges from the contractor and will prepare Annual Accounts of all transactions relating to the use of the terminals. The administrative expenditure shall be met out from the revenue earned and the net surplus generated will be shared in the ratio of 70% to IWAI and 30% to CoPT. A separate Bank Account in the name of JMC was opened to remit the amount received against terminal usage charges from the contractor.

Due to failure in complying with the tender conditions, the port directed the party to stop the operation with effect from June 2017 .and subsequently the party has invoked arbitration against the port.

The audited accounts of JMC as on 31-03-2018 shows accumulated profit amounting to Rs 35.17 Lakhs. 30% of the profit share amounting to Rs 10.55 lakhs attributable to Cochin Port Trust has been recognized as income under “sundry receipts” in the books of CoPT during the year 2017-18. 70% share of profit amounting to Rs 24.62 lakhs is attributable to M/s IWAI which has been shown as due to IWAI in the books of CoPT and will be made after the settlement of dispute with M/s.LOTS Shipping Ltd.

**b) Outstanding dues from Pre-1996 lessees.**

With respect to Pre – 1996 lessees, port had charged revised lease rent based

on TAMP notified rates 2010 in the year 2014. However, lessees filed litigation in the Hon'ble High Court of Kerala through Cochin Port Lease Holders Association and Interim Order was issued on 25-02-2015 to maintain status –quo in the matter. Meanwhile, estate rentals were once again revised vide TAMP Notification No. 304 dated 22-07-2016 and came into effect from 21-08-2016. Based on legal opinion obtained by the port, bills at TAMP notified rate was raised with effect from 21-08-2016 in respect of all lessees including Pre-1996 lessees. However, vide WP(C) No. 12138/2017 (N), Cochin Port Leaseholders Association along with 2 other petitioners (Pre-1996 lessees) filed a petition in the Hon'ble High Court of Kerala. Vide order dated 06-04-2017, interim stay for recovery of enhanced amounts was passed. Hon'ble High Court has vide Judgement dated 04-09-2019 dismissed the WP No.5974/2015 & 29/2015 in favour of COPT. Accordingly COPT raised arrears bills for the differential amount in the lease rent as per TAMP 2010 i.e from 01-10-2014 to 20-08-2016 on Feb 2020. Total arrears as on 31-03-2020 under litigation amounts to Rs. 6.18 Crs , out of which 4.16 Cr. pertains to the above judgment.

**c) License fees on jetties**

The Port collects license fees from boat Jetties and piers based on the CoPT (Licensing of Jetties, Slipways and



Boat Pens) regulations, 1968 and its amendments in 1996. License fees initially was Rs 1,297 per Jetty per annum which was enhanced to Rs 1,00,000 per Jetty per annum for those rent out their jetties for tying up Valloms/boats belonging to others. As required u/s 123(n) of the MPT Act, 1963, the amendments were published in the official Gazette on 13-05-2014 and the same was communicated to Jetty owners on 16-06-2014. Jetty owners filed Writ petition in the Hon'ble High Court of Kerala and interim Order was passed that if the petitioners pay 1/4th of the demand, no action shall be initiated against the petitioners. Out of 287 jetties in use, only 65 owners have paid license fee. Balance is pending on account of litigation. Subsequently Port had reduced the rates and introduced a slab rates ranging between Rs. 2000/- to Rs. 100000/- depending on description of jetty. These have been published in the Kerala Gazette and waiting for publication in the Central Gazette. These rates have been factored in the general revision in SoR of Port by TAMP in the year 2016 which came into existence on 21-08-2016.

d) **Electricity bills of NTB & STB**

The Port HT Electricity connection to North and South Tanker Berths was billed under HTII (Non Industrial – Non Commercial) Tariff. Consequent on revision of tariff, KSEB reclassified the tariff from HT II to HT IV

(Commercial) w.e.f. 15-05-1999 and KSEB issued revised bill for the period from May 1999- July 2010 and raised demand of arrears. Cochin Port Trust filed a petition before Consumer Grievance Redressal Forum (CGRF) of KSEBL against the demand of arrears and requested to retain the tariff as HT-II. However the CGRF upheld the decision of KSEBL. Aggrieved on this, CoPT preferred an appeal before Hon'ble Electricity Ombudsman and the Ombudsman finally given order that the tariff of CoPT at NTB & STB to be retained under HT-II only. The KSEB filed a writ petition against the order of Ombudsman before Hon'ble High court of Kerala. The decision is yet to receive from Hon'ble High court of Kerala. The port is presently paying bill under HT-II tariff.

The differential amount towards disputes is Rs 74.78 lakhs as on 31-03-2020.

e) In the case of estate rentals, billing has not been made in those cases for which port has issued resumption notice and eviction is under process.

f) **Duty Credit scrip:**

During the year, Port has applied for SEIS Scrip for Rs 7.98 crores and is yet to be issued by JDFT. The Port has recognized the income during 2019-20, based on the net realizable value of 98.78%.

Similarly, M/s IGTPPL has also received the scrip for 2015-16, 2016-17 and 2017-18 for Rs. 6.77 Crores, Rs. 5.74 Crores and Rs. 5.57 Crores



respectively. Based on the observations made by C&AG and the Revenue Auditors that IGTPPL has not paid revenue share on sale of SEIS Scrips, the Port sought legal opinion from our legal advisors and Additional Solicitor General and raised demand on IGTPPL. However, IGTPPL informed the Port that Royalty is not payable on SEIS scrips.

As per Article 15.1 of the License agreement, a meeting was conducted on 02-09-2019 to resolve the issue and difference of opinions amicably.

However, it was in vain. Hence decided mutually to invoke Article 15.2 of the License agreement to take Assistance of Expert to resolve the issue. Accordingly, Hon'ble Justice (Retd) S.Siri Jagan has been mutually appointed as a legal expert by CoPT and IGTPPL. The expert promulgated his opinion vide email dated 07-05-2020 in favour of the Port.

29. A separate set of accounts of Cochin Fisheries Harbour is shown in the accounts.

**FINANCIAL ADVISER &  
CHIEF ACCOUNTS OFFICER**

