

**ADMINISTRATION REPORT
AND
ANNUAL ACCOUNTS
2020 - 2021**



AN ISO 9001 : 2015 PORT

COCHIN PORT TRUST

Willingdon Island, Cochin - 682 009

CONTENTS	Page No.
Board of Trustees	5
Principal Officers of Cochin Port Trust	6-7
Port Operations at a Glance	8
Part I - Descriptive	
I. Management	11 - 16
II. Traffic	17- 26
III. Shipping	27 - 33
IV. Port Operations	34 - 38
V. Financial Positions	39 - 44
VI. Engineering	45 - 52
VII. Labour welfare and Industrial Relations	53 - 59
VIII. General Activities	60 - 61
Part II - Statistical Appendices	
Statements 1 to 40	62 - 117
Part III - Financial Statements	
Balance Sheet and Annual Accounts	118 - 155

**MEMBERS**

1. **Chairman** : **Dr. M. Beena IAS**
2. **Deputy Chairman** : **Shri. Cyril C George**

Sl. No.	Name	Address	Representing
3	Capt.S.I. Abul Kalam Azad,	Principal Officer -cum-Joint Director General (Technical) (i/c), Mercantile Marine Dept., Willingdon Island, Cochin – 682009.	Mercantile Marine Dept.
4	Shri P.K. Mohammed Yousaf IRS	Commissioner of Customs, Custom House, Willingdon Island Cochin-682009	Dept. of Customs
5	Shri Sanjay M. Kaul IAS	Secretary (Ports), Room No.374, 1 st Floor , Main Block, Secretariat, Thiruvananthapuram-695001.	Govt. of Kerala
6	Shri Sunil Kumar Singh,	Adviser (Statistics) Ministry of Ports, Shipping & Waterways Transport Bhawan, 1, Parliament Street, New Delhi- 110001	Ministry of Ports
7	Capt. Rajesh Rana	Naval Officer-In-Charge, Kerala Naval Base, Cochin – 682004	Defence Service (Navy)
8	DIG Sanatan Jena	Commander,Coast Guard District Headquarters No.4, Kalvathy Road, Fort Kochi - 682001.	Coast Guard
9	Shri I Jeyakumar,IRTS	Chief Freight Traffic Manager, Southern Railway Headquarters, Park Town, Chennai - 600003.	Indian Railways
10	Shri K.P. Singh IFS	Deputy Director General of Forest C), Ministry of Environment, Forest and Climate Change Regional Office (SZ), Kendriya Sadan,4 th Floor, E&F Wings, 17 th Main Road, Koramangala, II Block, Bengaluru-560034.	Ministry of Environment, Forest & Climate Change



Chairman	:	Dr. M. Beena, IAS
Deputy Chairman	:	Shri Cyril C. George

GENERAL ADMINISTRATION DEPARTMENT

Secretary	:	Smt. C. Premakumari
Sr. Dy. Secretary	:	Shri Jijo Thomas
Sr. Dy. Director (R)	:	Shri R.Satish
Dy. Secretary	:	Shri M.C. Jayandhan
Sr. Asst. Estate Manager	:	Vacant

VIGILANCE DEPARTMENT

Chief Vigilance Officer	:	Smt. S.Uma Venkatesan, IRS
Dy. CVO	:	Shri Mijoe Joseph

C.I.S.F

Dy. Commandant	:	Vacant
----------------	---	--------

FINANCE DEPARTMENT

Financial Adviser & Chief Accounts Officer	:	Shri S.K.Sahu
Sr. Dy. Chief Accounts Officer	:	Smt. Rajashree K Dabke
Sr. Dy. Director (EDP)	:	Shri M.V. Paul

CIVIL ENGINEERING DEPARTMENT

Chief Engineer	:	Shri Paritosh Bala
Dy. Chief Engineer (C)	:	(i) Smt. E. Rema (ii) Shri K. Joji Paul

MECHANICAL ENGINEERING DEPARTMENT

Chief Mechanical Engineer	:	Shri V.Thuraipandian
Dy.CME (M)	:	Shri Jose C Kappen
Dy.CME (ELE)	:	Vacant

TRAFFIC DEPARTMENT

Traffic Manager	:	Shri Vipin R. Menoth
Sr.Dy. Traffic Manager	:	Shri Jimmy George
Dy. Traffic Manager	:	Shri D. Anil Kumar

MARINE DEPARTMENT

Deputy Conservator	:	Capt. Joseph J. Alapat
Harbour Master	:	Capt. Shagi Abraham
Dock Master	:	Capt. Francis John Veliyath
MMPC	:	Capt. S. Krishna Raj
MES	:	Shri Thomas Mathew

MEDICAL DEPARTMENT

Chief Medical Officer	:	Dr. Roy Thomas
Sr. Dy. CMO	:	Vacant
Dy.CMO (GD)	:	Dr. K. I. Muthukoya

STORES

Sr. Dy. Materials Manager	:	Shri K.V. Bhagavath Sing (i/c) SE(Mechl)
---------------------------	---	--





		Year	
		2020-21	2019-20
I	Traffic (lakhs tonnes) (including Container Traffic)		
	i. Export	70.36	67.32
	ii. Import	244.67	273.06
	Total	315.03	340.38
	Container Traffic (In TEU's)		
	i. Stuffed Containers		
	a) Export	181382	149005
	b) Import	288924	273949
	Total	470306	422954
	ii. Empty Containers		
	a) Export	163267	160333
	b) Import	56124	36774
	Total	219391	197107
	GRAND TOTAL	689697	620061
	iii. Containerised cargo handled (lakhs tonnes)		
	a) Export	29.60	24.23
	b) Import	65.90	62.05
	Total	95.50	86.28
II.	Shipping		
	I) No.of ships entered	1486	1600
	ii) Total NRT (lakhs)	203.26	247.60
	iii) Average detention time (hrs)	15.28	11.44
	iv) Average turn-round time (incl. Detention Time) (days)	2.13	1.92
	v) Average tonnage handled per ship (tonnes)	22513	23709
III.	Finance (Rupees in lakhs)		
	I) Total operating income	68332	64902
	ii) Total operating expenditure	34343	35588
	iii) Net operating surplus	33989	29314
	iv) Net surplus/deficit under Finance & Misc.Account	-33269	-27185
	v) Net surplus	720	2130
	vi) Operating ratio(%)	50	55

PART - 1



**DESCRIPTIVE
NOTES**





1. Board of Trustees

The names of Trustees of Cochin Port Trust during 2020-21 as on 31-03-2021 are given at page 5. There were 4 ordinary meetings and 1 special meetings of Port Trust Board during 2020-21.

2. Organisation

The organisational set up of the Port Trust as on 31-3-2021 is shown in the organisation chart given on the facing page. The names of Principal Officers of the Port Trust are given on page 6 to 7

3. Officers and Staff

The total sanctioned strength in the Port including Dock Labour Division was 1999 as on 31-3-2021. Employment particulars may be seen from the statement No.34 in the statistical appendix.

The total amount of salaries and wages, over time and bonus payments made to Port and Dock employees during the year was Rs.14,315/- lakhs as against Rs.15033/- lakhs in the preceding year as may be seen from the following statement.

(in lakhs)

Item	2020-21	2019-20
1.Salaries & Wages		
a) Class I & II Officers	3625	3198
b) Class III & IV Staff	10396	11469
c) Cargo Handling workers		
Total	14021	14667
1) Overtime	94	137
2) Bonus	199	229
Grand Total	14315	15033

4. Appointment to the posts reserved for SC/ST

Implementation Cell: The Cell set up to

co-ordinate and ensure due compliance of various orders on reservation for SC/ST issued by Govt. of India from time to time took prompt action on all reservation orders received during the year. Prompt action has been taken by the cell on all the petitions/representations received in the matter of reservation for Scheduled Castes/Scheduled Tribes.

5. Hindi Section

Hindi Section of the Cochin Port Trust attended to the translation of minutes of Board Meetings, Resolutions, General Orders, Notifications, Annual Administration Report, Office Orders & Circulars, Trade Notices. Tenders, Rules, Regulations, Annual Accounts, Audit report and special Audit report thereon with action taken note on Audit Observations contained in the Report, questionnaires and documents of all Parliamentary Committees on various subjects etc.

Cochin Port Trust conducted Departmental Hindi Workshop for the benefit of Officers/employees in each quarter.

Hindi Fortnight was conducted from 14.9.2020 to 28.09.2020. Various virtual competitions in Hindi were held among the Officers/employees such as Hindi song, Terminology, Noting & Drafting, Recitation, Paragraph Dictation, Anthakshari, Reading, Speech etc. Hindi Song and Speech competitions were conducted for the children of Port Employees. At the valedictory function prizes and certificates were awarded to the winners. The Rolling Trophy was awarded to the General Administration Department for securing more points in the various competitions in connection with Hindi

Fortnight Celebrations. Hindi House Journal of Cochin Port Trust “ Cochin Lahar” was released by the Chairman.

Cash award scheme to the children of the Port employees who have secured highest marks in Hindi at the CBSE/SSLC/12th Std. level alongwith Certificates were given at the Valedictory function of Hindi Fortnight celebration. Cash award for Noting & Drafting in Hindi for the employees and Officers were given at the Valedictory function.

Officer/Employees successfully passed out Hindi Pragma/Prabodh Examination for the year 2020 conducted by Hindi Teaching Scheme. Employees were nominated for Pragma & Prabodh, Stenography & Typewriting course conducted by Hindi Teaching Scheme for January, 2021 session.

Books worth Rs.1,786/- was purchased for the Hindi Library including Dictionaries, Technical Terminology.

Computer Training (virtual) was given to the Officers/employees of Cochin Port Trust with a special attention to UNICODE method compatible to all Computers in order to increase the working knowledge of Hindi.

Various Hindi books (Hindi Grammars, Dictionaries, Idioms & Phrases and literature and Novel of eminent Hindi authors) were distributed to the students (1st std. to 12th Std.) of K.V.Port Trust.

Dr. M.Beena, IAS, Chairman and Hindi personnels attended the 25th meeting (virtual) of the Town Official Language Implementation Committee Kochi (PSUs) on 27-11-2020.

An Official Language Career Development virtual Programme was

conducted on 21-12-2020 for the students (12th Std.) of Kendriya Vidyalaya Port Trust.

Hindi website of Cochin Port was inaugurated by Chairman in the presence of all HODs.

Deputy Secretary and Executive Engineer(M) attended the OL Orientation Programme for the executives of member offices conducted by KOCHI TOLIC (PSU) on 25-08-2020 through google meet.

Executive Engineer(M) and Asst. Secretary Gr.I (OL) attended the virtual Hindi Workshop for the Officers and Staff of the member offices conducted by KOCHI TOLIC (PSU) on 17-03-2021 & 18-03-2021

Executives/Non-executives officials attended the various virtual programmes conducted by KOCHI TOLIC (PSU) in connection with joint Hindi Fortnight Celebrations, 2021.

6. Vigilance Department

I. Vigilance Functions

Functions of the Vigilance Department can be broadly divided into (i) Preventive Vigilance, (ii) Punitive Vigilance and (iii) Surveillance and Detection.

I. **Preventive Vigilance**

11 Nos. contracts under Integrity Pact have been reviewed during the period which includes 6 Nos. Civil Engineering contracts, 3 Nos. Mechanical Engineering contracts and 2 Nos. Marine contracts.

The Vigilance Awareness Week



2020 was inaugurated in Cochin Port Trust by Dr. M. Beena IAS, Chairperson on 27.10.2020 by administering the Integrity Pledge in the presence of Smt. S Uma Venkatesan IRS, Chief Vigilance Officer, Shri. Cyril C George, Dy. Chairman and Heads of Departments. The Integrity Pledge was also taken in the departments/divisional offices. Integrity e-pledge was taken by the employees of the Port through the CVC website during the Week. The theme for this year's Vigilance Awareness Week is 'Vigilant India, Prosperous India'. Essay writing competition for Cochin Port employees and poster designing competition for the children of Cochin Port employees on the theme was conducted during the Week. Both the employees and children of employees actively participated in the competitions. Prizes for the award winners were distributed by Smt. S Uma Venkatesan IRS, Chief Vigilance Officer, CoPT on 02.11.2020 during the valedictory function held in the Vigilance Office.

ii. **Punitive Vigilance**

Complaints received from various sources were examined and investigations done in cases of verifiable allegations having vigilance angle and reports

submitted to the competent authority.

iii. **Surveillance and Detection**

During the period 29 periodic inspections and 23 surprise inspections have been carried out in the areas perceived as corruption prone.

CTE type inspection of 3 Civil Engineering contracts and 3 Mechanical Engineering contracts has been done during the period and report sent to CTE, CVC.

In 3 cases, irregularities observed and it was recommended to take necessary action / corrective measures by the concerned authority. 23 systemic improvements were suggested in 6 cases for implementation.

II. **Organizing Review Meetings**

Monthly review of all pending matters such as investigation reports, disciplinary cases and other vigilance complaints / cases were conducted regularly.

1 No. IEM meeting was held during the period to review contracts under Integrity Pact.

III. **Submission of Reports and Returns**

Monthly report on disciplinary matters sent to MoS and

monthly status of contracts under Integrity Pact uploaded in Port's website.

Quarterly reports for anti corruption activities, pending CBI prosecution sanctions, CTE type inspections, civil, mechanical, electrical and service contracts, horticulture works, consultancy works, land leasing contracts and procurement of stores and medicines sent to CTE.

Quarterly Progress Report for vigilance works of CVO, CoPT for each quarter for the year 2020-21 uploaded in CVC portal.

7. Right to Information Act, 2005

Cochin Port Trust has implemented the Right to Information Act, 2005. Information such as organization functions and duties, power and duties of officers and employees, norms etc. have been voluntarily disclosed as prescribed in the Act and has been uploaded in the website i.e. www.cochinport.gov.in.

Secretary has been appointed as the Transparency Officer under RTI Act for Cochin Port Trust. There are 7 Central Public Information Officers and 7 Asst. Public Information Officers for the eight departments. Shri. Cyril C. George, Deputy Chairman, Cochin Port Trust is the Appellate Authority under RTI Act.

Training programmes were conducted for the employees on various provisions of the RTI Act. RTI Applications are processed online

through the portal of Govt. of India (www.rtionline.gov.in) with effect from 15th March 2017.

During 01-04-2020 to 31-03-2021, 141 applications and 28 Appeals were received under the Act and all applications were processed within the stipulated time.

8. ISO Certification

The Cochin Port Trust has been conferred ISO Certification under the new ISO 9001:2015 standard for a period from 10-10-2018 to 19-12-2021.

9. SAFETY ASPECTS

a) Pollution control

- Regular inspections carried out on tankers visiting the port to ensure compliance with the requirements of section 356G of merchant ship act and MARPOL regulations of International Maritime Organisation, to prevent discharge of oil into coastal and harbour waters. The same documented and filed.
- No major pollution incidents occurred during 2020-2021. Regular patrolling was carried out by Pollution Control boat in the waters of inner harbour.
- Facility provided to all the ships which are in need to discharge various categories of waste generated on board, to comply with MARPOL Regulations of IMO, by empanelling private vendors/contractors approved by Kerala State Pollution Control Board. Activities of these contractors are monitored and



facilitated to avoid undue delay to ships visiting the port, complying strictly with the DG Shipping directives and the online portal “SWACHH SAGAR”. Complied with IMO MARPOL requirements and DG Shipping circular 06 of 2018 regarding reception facilities for wastes generated by ships during the normal operations and no complaints were raised by customers. In the financial year 2020-2021, 1137 ships availed our waste reception facility and vendors cleared 10543.96CuM MARPOL waste, which is the highest so far.

Oil Spill Exercises and Drills were conducted to ensure operational readiness of pollution control equipments and familiarization of personnel as required by the contingency plan. On 22/05/2020 and on 22/09/2020, Indian Navy and CoPT jointly conducted “oil spill and fire” mock drill on board IAC Vikramaditya. Mock drills were carried out at FACT on Ammonia leakage on 23/06/2020. In 2020-2021, evacuation drill and demonstration of fire fighting equipments were conducted at Ultratech cement, Hyatt Bolgatty Lulu convention centre, IOC Tank farm and Konkan Tank Farm. Staffs from IOC, Konkan, Ultratech and Hyatt hotel were involved along with CoPT staff during the drills on their respective locations. A drill on

terrorist attack followed by fire, conducted at COT terminal on 12/11/2020. Oil spill drill and demonstration of fire fighting equipments was done at Q4 berth on 11th Feb and 16th March 2021. On 23/03/2021 mock drill was conducted at SPM on oil spill and demonstrated the use of oil spill containment equipments. CoPT and BPCL staff actively participated in the drill with an aim to continue honing the skill to contain and minimise any eventuality of an oil spill at SPM at outer roads.

b) **ISPS compliance by CoPT**

- ISPS drills conducted at regular intervals as per the Port Facility Security Plan approved by DG Shipping. There was no major security threat in the previous year. Security patrolling and inspections carried out regularly in all the areas of port facility installations including SPM.
- Security level was raised from Level-1 to Level -2 on 30-07-2008 as per DG guidelines. Based on DG Shipping letter/fax No.44-NT (1)/2006-II dated 01-01-2013 regarding ISPS security level being maintained at ports, PFSAC meetings with security organizations were carried out and after analyzing threat perceptions, the level was reduced to Level-1 on 30-03-2013. Subsequently due to the change in



security scenario level was raised to Level -2 on 09-08-2013. Thereafter it was reduced to Level-1 on 29-08-2013 and maintained till now.

PFSO meeting was held on 07-01-2021, with all stakeholders including Indian Navy, Coastal Police and Steamer agents association. Meeting discussed about Sea Vigil exercise conducted on 12th and 13th of Jan 2021. The meeting also emphasized on joint patrolling of port control with security agencies.

10. Management Development Programme

As part of the Port's efforts to impart specialized training to the Port officers & staff, a number of officers and staff were deputed, for different training courses, seminars/conferences, during the year.

1 Domestic training programmes were conducted as part of the management development programme.

9 in-house training programmes were also conducted at the Port Conference Hall Administration building/DLD, CoPT.



The total traffic handled by the Port during the year recorded a decrease of 7.45% to 315.03 lakh tonnes as against 340.38 lakh tonnes handled in the preceding year. A decrease of 15.32% was recorded in the liquid bulk and

10.69% increase in the containerised cargo as compared to the preceding year. The details of Traffic handled is given in the following statement.

(In Lakh Tonnes)

	2020-21		2019-20	
	Quantity	Percentage to total	Quantity	Percentage to total
A. Bulk Cargo				
I) Liquid Cargo	201.63	64.00	238.10	69.95
II) Dry Bulk				
1. Fertilisers & its raw materials	2.56	0.81	2.06	0.61
2. Ilmenite Sand	0.22	0.07	0.49	0.14
3. Coal	0	0.00	0	0.00
4. Cement	11.41	3.62	11.10	3.26
5. Salt	0.70	0.22	0.96	0.28
6. Others	1.44	0.46	0.19	0.06
TOTAL	16.33	5.18	14.80	4.35
B. Break Bulk Cargo	1.57	0.50	1.20	0.35
C. Containerised Cargo	95.50	30.31	86.28	25.35
GRAND TOTAL	315.03	100.00	340.38	100.00

During the year foreign cargo traffic decreased by 11.06 % to 204.03 lakh tonnes from 229.39 lakh tonnes in the preceding year. Coastal cargo traffic increased by 0.01 % to 111.00 lakh tonnes from 110.99 lakh tonnes.

The details of coastal and foreign trade handled during the year compared with the preceding year are given below:

(In Lakh Tonnes)

Traffic	Export		Import		Total	
	2020-21	2019-20	2020-21	2019-20	2020-21	2019-20
Coastal	38.34	39.24	72.66	71.75	111.00	110.99
Foreign	32.02	28.08	172.01	201.31	204.03	229.39
Total	70.36	67.32	244.67	273.06	315.03	340.38

11. Traffic



Imports

Total import traffic handled during the year recorded a decrease by 10.39% to 244.68 lakh tonnes from 273.06 lakh tonnes in the preceding year. A statement showing the

commodity wise imports during the year compared to preceding year is given below.

(In Tonnes)

Commodity	2020-21		2019-20	
	Quantity	Percentage to total	Quantity	Percentage to total
POL *	14663302	59.93	18104468	66.30
Fertilisers	0	0.00	22000	0.08
Fertilisers & Raw Materials	256222	1.06	184055	0.68
Coal	0	0.00	0	0.00
Containers	6590472	26.94	6204890	22.72
Other Cargo	2957589	12.09	2791100	10.22
TOTAL	24467585	100.00	27306513	100.00

*includes Crude & POL

Exports

Total export traffic handled during the year showed an increase of 4.52% to 70.36 lakh tonnes from 67.32 lakh tonnes in the

preceding year. A commodity wise statement of exports handled during the year compared to preceding year is given below.

(In Tonnes)

Commodity	2020-21		2019-20	
	Quantity	Percentage to total	Quantity	Percentage to total
(i) POL *	3978921	56.55	4241234	63.00
(ii) Containers				
Tea	69972	0.99	71732	1.07
Cashew Kernals	23368	0.33	29863	0.44
Sea Foods	150640	2.14	146759	2.18
Coir Products	284065	4.04	118079	1.75
Rubber & Rubber Products	102988	1.46	82075	1.22
Spices	100429	1.43	75429	1.12
Coffee	34134	0.49	31750	0.47
Others	2193994	31.18	1867161	27.74
(iii) Other bulk	97329	1.38	67730	1.01
TOTAL	7035840	100	6731812	100

*includes Crude & POL



Container Traffic

During the year the tonnage of container cargo (excluding tare weight of containers) handled increased by 10.16% to 79.02 lakh tonnes from 71.73 lakh tonnes in the preceding year. Exports in containers showed an increase by 25.87% during the year

to 21.36 lakh tonnes from 16.97 lakh tonnes in the preceding year and import in containers showed an increase by 5.30% during the year to 57.66 lakh tonnes from 54.76 lakh tonnes in the preceding year as may be seen from the following statement.

(In Tonnes)

Commodities	Quantity		Percentage to total	
	2020-21	2019-20	2020-21	2019-20
Export				
Cashew Kernels	23368	29863	0.30	0.42
Coir Products	284065	118079	3.60	1.65
Pepper	12029	7685	0.15	0.11
Sea Foods	150640	146759	1.91	2.05
Tea	69972	71732	0.89	1.00
Turmeric	8327	2166	0.11	0.03
Coffee	34134	31750	0.43	0.44
Chemicals	68501	70202	0.87	0.98
Miscellaneous	1484711	1218933	18.79	16.99
Total	2135747	1697169	27.03	23.66
Import				
Machinery	28311	23489	0.36	0.33
Tea	13809	6360	0.17	0.09
Chemicals	554770	391824	7.02	5.46
Miscellaneous	5168905	5054279	65.42	70.46
Total	5765795	5475952	72.97	76.34
Grand Total	7901542	7173121	100.00	100.00

Total number of containers handled showed an increase to 689697 TEUs during the year from 620061 TEUs handled in the

preceding year indicating an increase by 11.23% as may be seen from the following statement.

11. Traffic



Particulars	2020-21	2019-20
I) No. of sailings of fully containerised ships	563	606
ii) No. of laden containers handled		
(a) Exports		
(I) 20 Feet	59696	50195
(ii) 40/45 Feet	60843	49405
Total	120539	99600
(b) Imports		
(I) 20 Feet	182284	176965
(ii) 40/45 Feet	53320	48492
Total	235604	225457
(c) Grand Total		
(I) No. of laden containers		
Actual Number	356143	325057
TEUs	470306	422954
(ii) No. of empty containers		
Actual Number	182109	168795
TEUs	219391	197107
Total		
Actual Number	538252	493852
TEUs	689697	620061

Total number of containers received from and despatched to different ICD's increased to 9770 TEUs during the year from 1120 TEUs in the preceding year. A

statement showing the number of TEUs received from and despatched to the ICD's during the year compared with preceding year is given below.

Particulars	Grand Total ICD
	No. of Containers TEUs
Received	4930 (500)
Despatched	4840 (620)
TOTAL	9770 (1120)

Note : Figures in brackets relate to previous year.



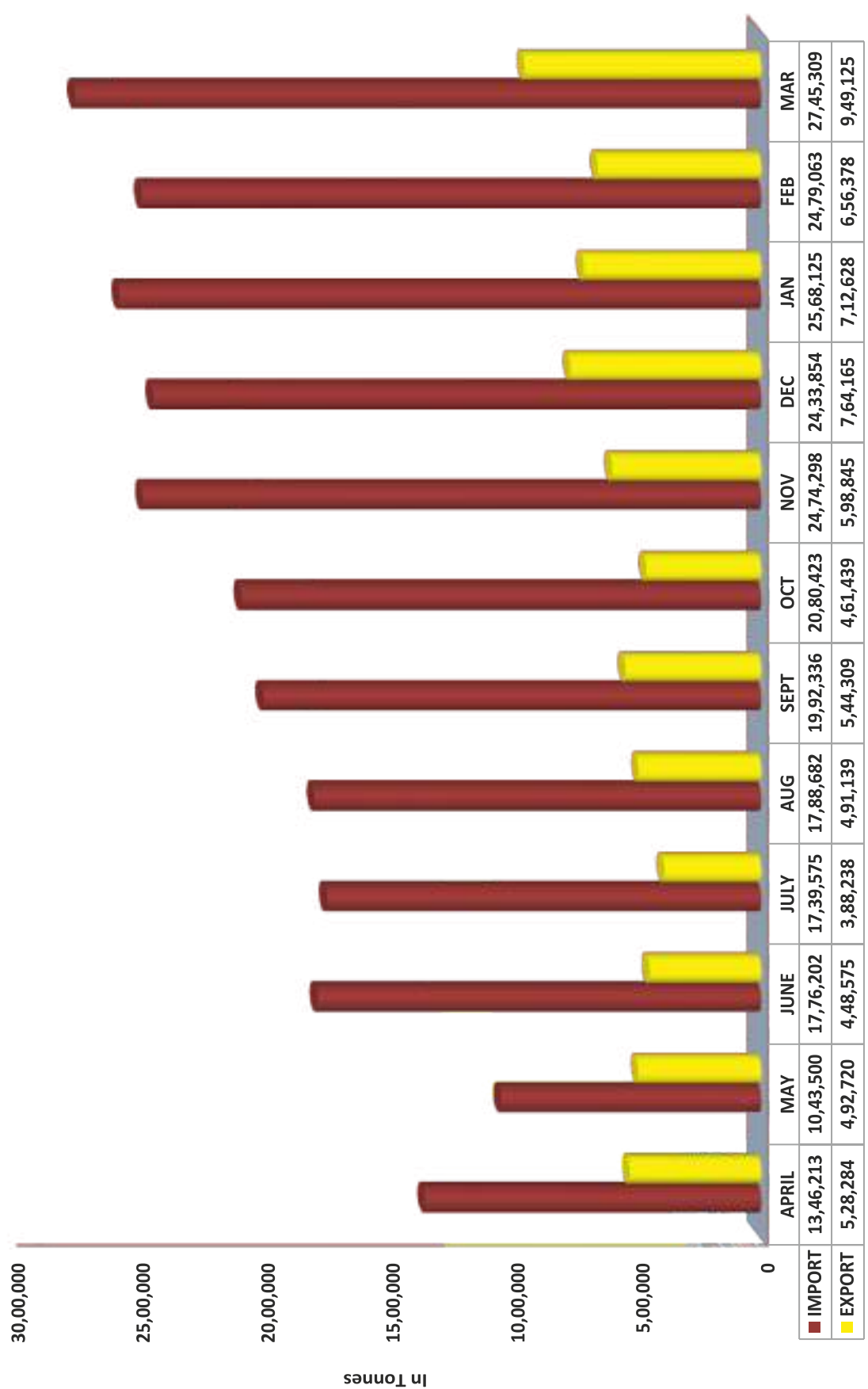
CFS Facility

Facility	2020-21	2019-20
CFS Stuffing / De-stuffing (TEUs)	3919	4483
Baggage Shed De-stuffing (TEUs)	1929	1579

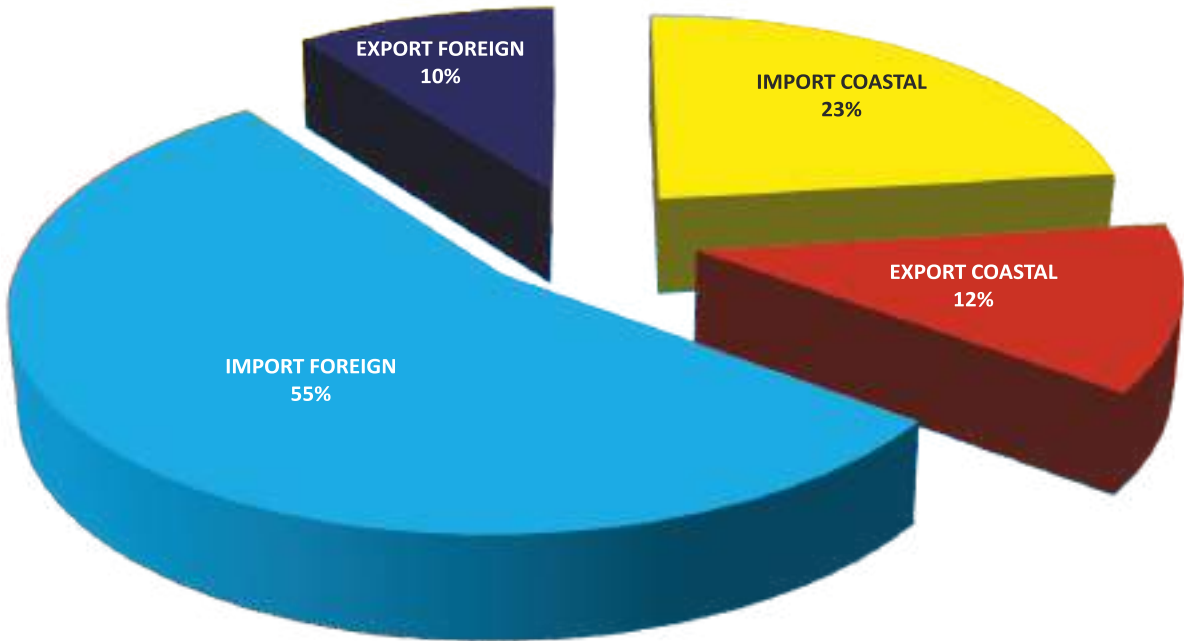
Cochin Port CFS registered a decrease of 12.58 % in the volume of cargo containers stuffed and de-stuffed for the period April to

March 2020-21 vs. the corresponding period in 2019-20.

DIAGRAM NO.1
MONTHLY VARIATION IN THE VOLUME OF TRAFFIC HANDLED DURING 2020-21



**DIAGRAM No. 2
PERCENTAGE COMPOSITION OF TRAFFIC DURING 2020-21**



**DIAGRAM No. 3
VARIATION OF TRAFFIC 2020-21**

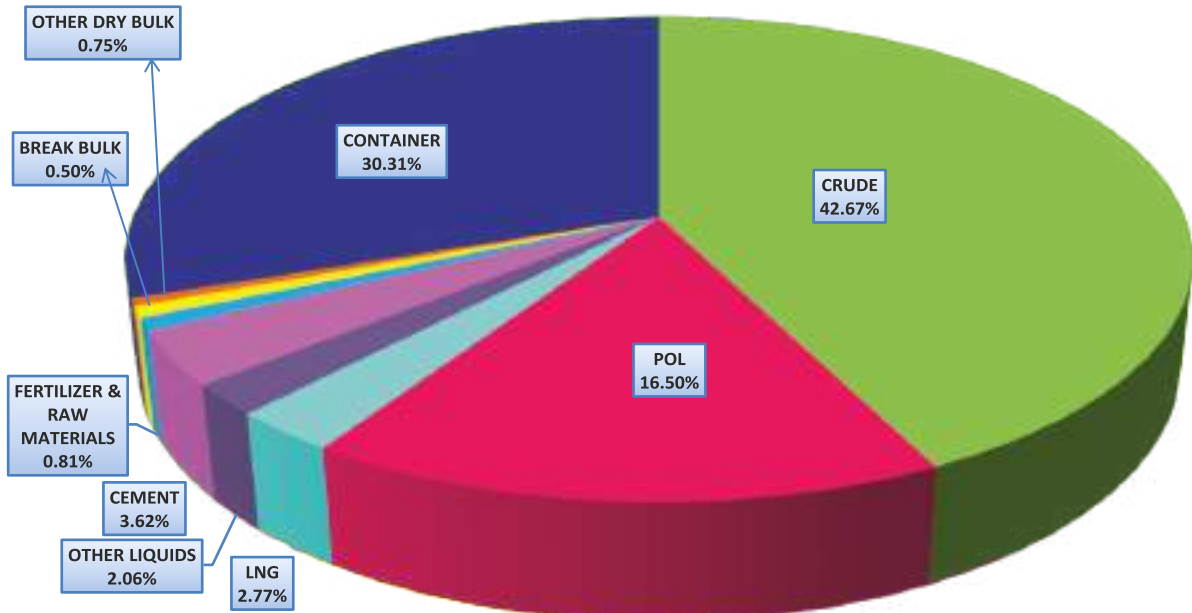
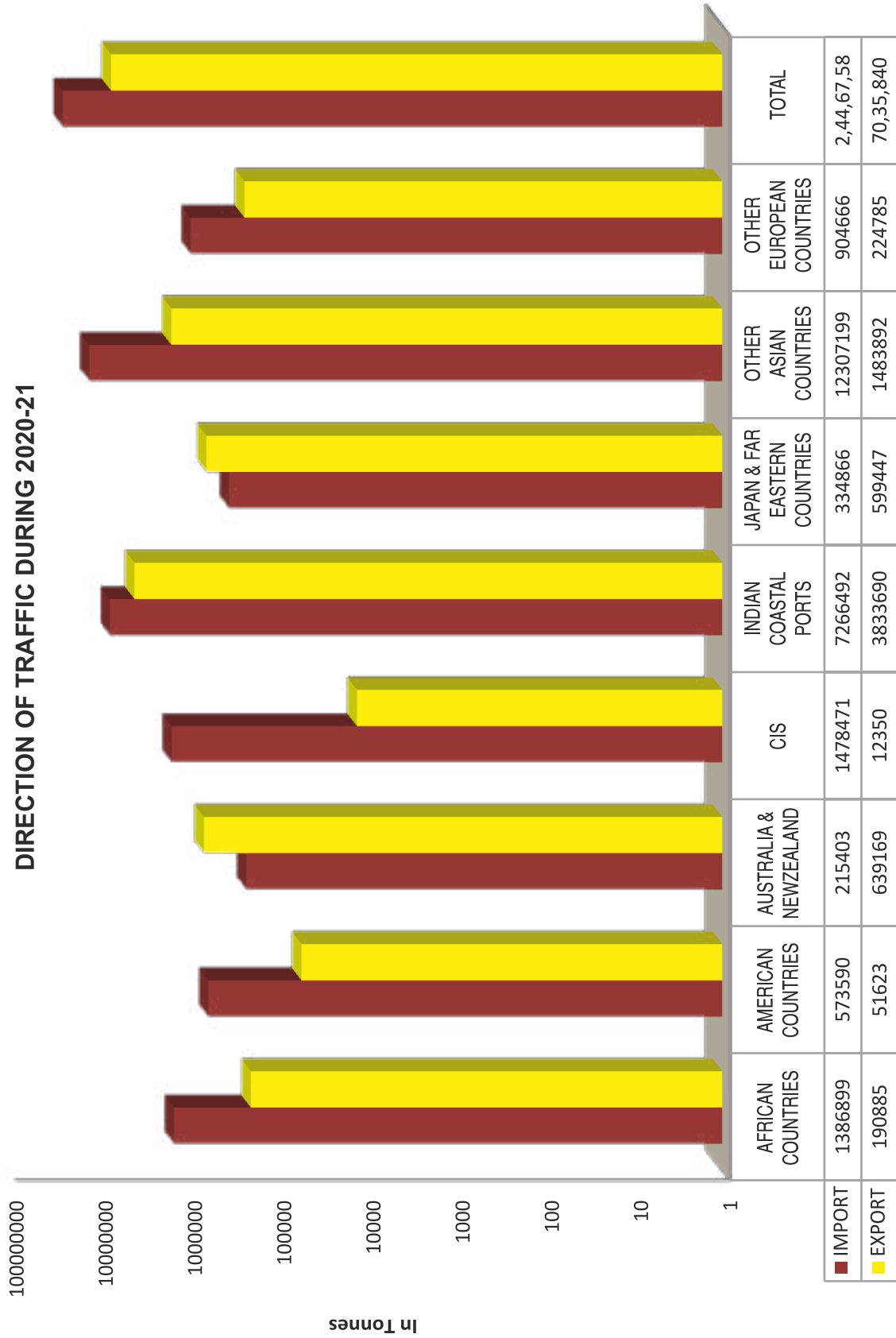


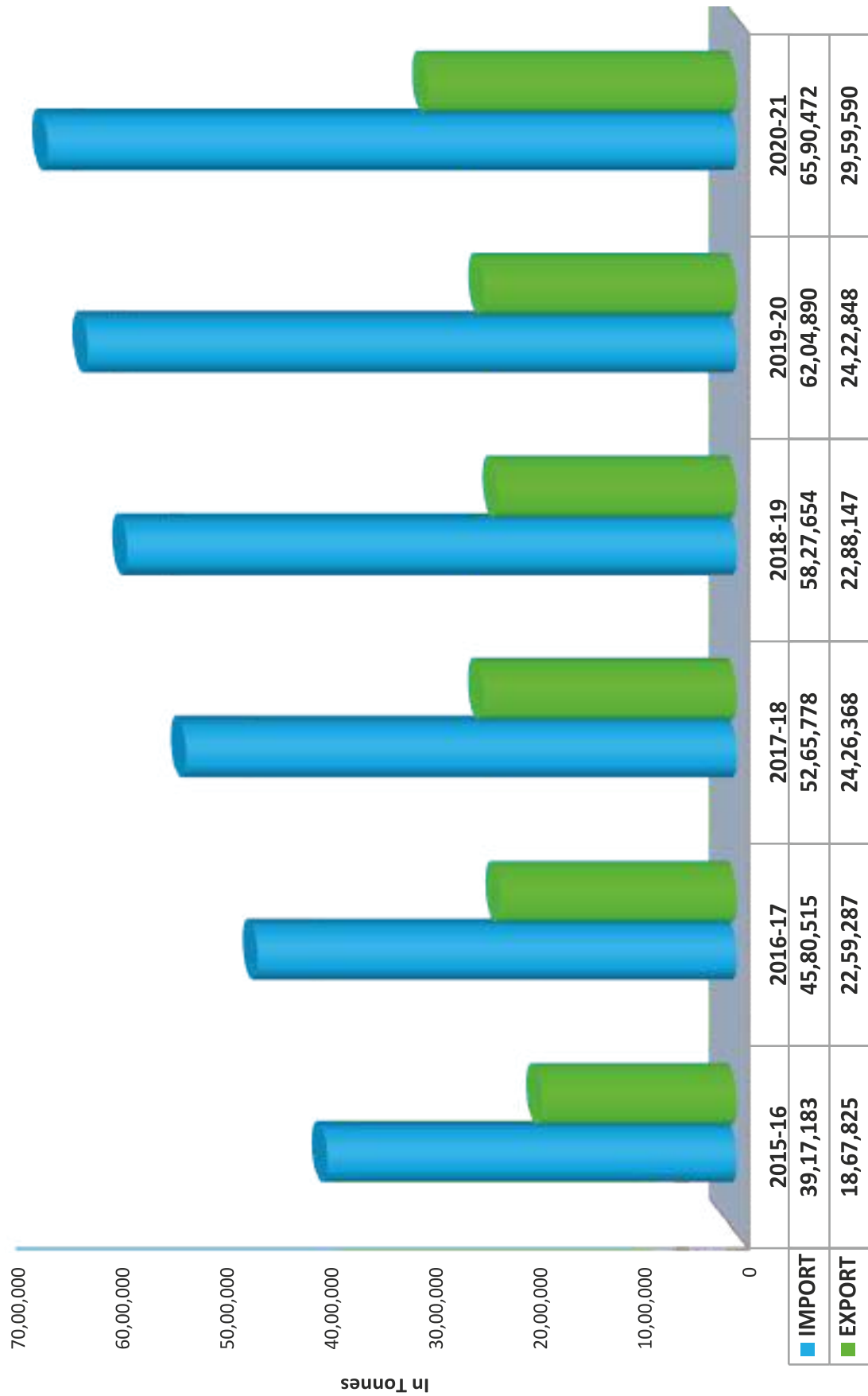
DIAGRAM No. 4
YEARLY VARIATION IN TRAFFIC



**DIAGRAM NO.5
DIRECTION OF TRAFFIC DURING 2020-21**



**DIAGRAM NO. 6
CONTAINER TRAFFIC HANDLED**





During the year 2020-21, 1486 vessels called at the Port as against 1600 vessels in the preceding year registering a decrease of 7.13% in the shipping activity. The total GRT of

vessels called at the Port showed a decrease of 17.59 % during the year over that of the preceding year as may be seen from the following statements:

Year	Entered		Cleared	
	No.of Ships	GRT	No.of Ships	GRT
2015-2016	1620	35551325	1614	35506884
2016-2017	1653	42075111	1657	42081025
2017-2018	1555	43109857	1551	43063756
2018-2019	1600	46095209	1608	46269274
2019-2020	1600	47665451	1589	47093787
2020-2021	1486	39281923	1475	39532933

A category wise analysis of ships that called at the Port during the year compared

with the preceding year is given below:

Type of Vessles Entered	No.of Ships		GRT	
	2020-21	2019-20	2020-21	2019-20
Tankers	403	420	17947896	21337653
Colliers	0	0	0	0
Food grains	0	0	0	0
Fertilizer	0	1	0	34619
Dry Bulk	105	93	1527660	1412465
General Cargo	23	28	205215	248499
Containers	560	608	17413734	19811283
Cruise Vessels	0	44	0	2912855
Passengers & Others	395	406	2187418	1908077
Total	1486	1600	39281923	47665451

The number of cleared ships having GRT above 3000 showed a decrease during the

year compared to preceding year, which may be seen from the following statement:

GRT of Ships	2020-21			2019-20		
	Coastal	Foreign	Total	Coastal	Foreign	Total
Upto 2999	95	7	102	70	10	80
3000-6999	255	32	287	306	18	324
7000-14999	58	116	174	68	125	193
15000-39999	426	173	599	452	156	608
40000 & above	54	259	313	56	328	384
Total	888	587	1475	952	637	1589

1III. Shipping



Average GRT of ships entered and cleared showed a decrease compared with the

preceding year as may be seen from the statement given below:

Average GRT of Steamers		
Year	Entered	Cleared
2015-2016	21945	21999
2016-2017	25454	25396
2017-2018	27723	27765
2018-2019	28809	28774
2019-2020	29791	29637
2020-2021	26435	26802

2. Seasonal pattern of shipping (cargo vessels)

Average number of cargo vessels in Port per day was 4.00 during the year. An analysis of

the month wise average of ships in Port per day at the Wharf and in stream during the year compared with the preceding year is given below:

Month & Year	2020-21			2019-20		
	At Wharf & SPM	In Stream	Total	At Wharf & SPM	In Stream	Total
April	2.35	—	2.35	3.94	—	3.94
May	4.16	—	4.16	4.29	—	4.29
June	3.47	—	3.47	4.23	—	4.23
July	4.31	—	4.31	3.87	—	3.87
August	4.33	—	4.33	4.41	—	4.41
September	3.92	—	3.92	3.25	—	3.25
October	4.36	—	4.36	4.40	—	4.40
November	4.57	—	4.57	3.98	—	3.98
December	4.34	—	4.34	4.34	—	4.34
January	4.27	—	4.27	4.07	—	4.07
February	3.95	—	3.95	4.32	—	4.32
March	4.71	—	4.71	4.31	—	4.31
Annual Average	4.00	—	4.00	4.09	—	4.09



3. Berthing distribution of vessels

Berth No.	No. of Vessels	
	2020-21	2019-20
Q1	66	48
Q2	0	0
Q3	0	0
Q4	83	66
Q5	61	59
Q6	52	53
Q7	56	62
Q8	31	42
Q9	22	28
Q10	49	45
BTP	93	123
COT	88	87
NCB	52	67
NTB	63	78
SCB	6	5
STB	3	2
LNG	14	13
UTL	83	109
V2	260	271
V3	304	337
Total -A	1386	1495
B. SPM	86	89
C. Cochin Shipyard/ Dock	3	5
Grand Total A+B+C	1475	1589

4. Berth Occupancy

Average occupancy of berths / jetties during the year decreased to 40% from 49% in the

preceding year. A statement indicating the percentage occupancy of various alongside wharf berths and jetties during the year compared to preceding year is given below:

Berth Facility	No. of berths	Percentage of Occupancy	
		2020-21	2019-20
Q1 - Q7	7	27.93	39.59
Q8 - Q9	2	34.27	27.04
Q10 (FACT)	1	43.98	45.37
STB & NTB	2	22.55	23.08
COT	1	52.61	54.98
BTP	1	44.95	62.13
NCB & SCB*	2	21.21	24.91
Vallarpadam V2 - V3	2	67.97	64.39
LNG	1	5.41	6.24
UTL	1	100.00	100.00
Total - A	20	39.83	48.85
B. SPM	1	37.87	49.01
Grand Total (A+B)	21	39.74	48.85

* BERTH DECOMMISSIONED

5. Flagwise analysis of shipping

The Nationality wise distribution of ships, which were cleared from the Port during

the year compared with the preceding year, is indicated below:

Nationality of vessels	2020-21			2019-20		
	No. of cargo ships cleared	Total traffic handled (Lakhs tonnes)	% to total traffic handled	No. of cargo ships cleared	Total traffic handled (Lakhs tonnes)	% to total traffic handled
Bahamian	7	5.09	1.62	3	2.68	0.79
Cyprus	9	0.19	0.06	1	0.0009	0.00
Indian	557	145.79	46.28	592	163.10	47.92
Liberian	124	30.22	9.59	124	29.37	8.63
Malta	8	17.71	5.62	21	16.36	4.81
Panamanian	79	18.22	5.78	73	26.01	7.64
Singapore	101	18.18	5.77	103	16.28	4.78
Others	212	79.63	25.28	224	86.57	25.43
Total	1097	315.03	100.00	1141	340.38	100.00

During the year Indian ships handled 46.28 % of the total traffic at the Port. Details of flag wise analysis of traffic handled are given in Statement No.7 in the Statistical Appendices.

6. Pilotage

During the year 3747 movements of ships involving 6489 hours were attended to as against 4265 movements involving 7389 hours in the preceding year. The average time

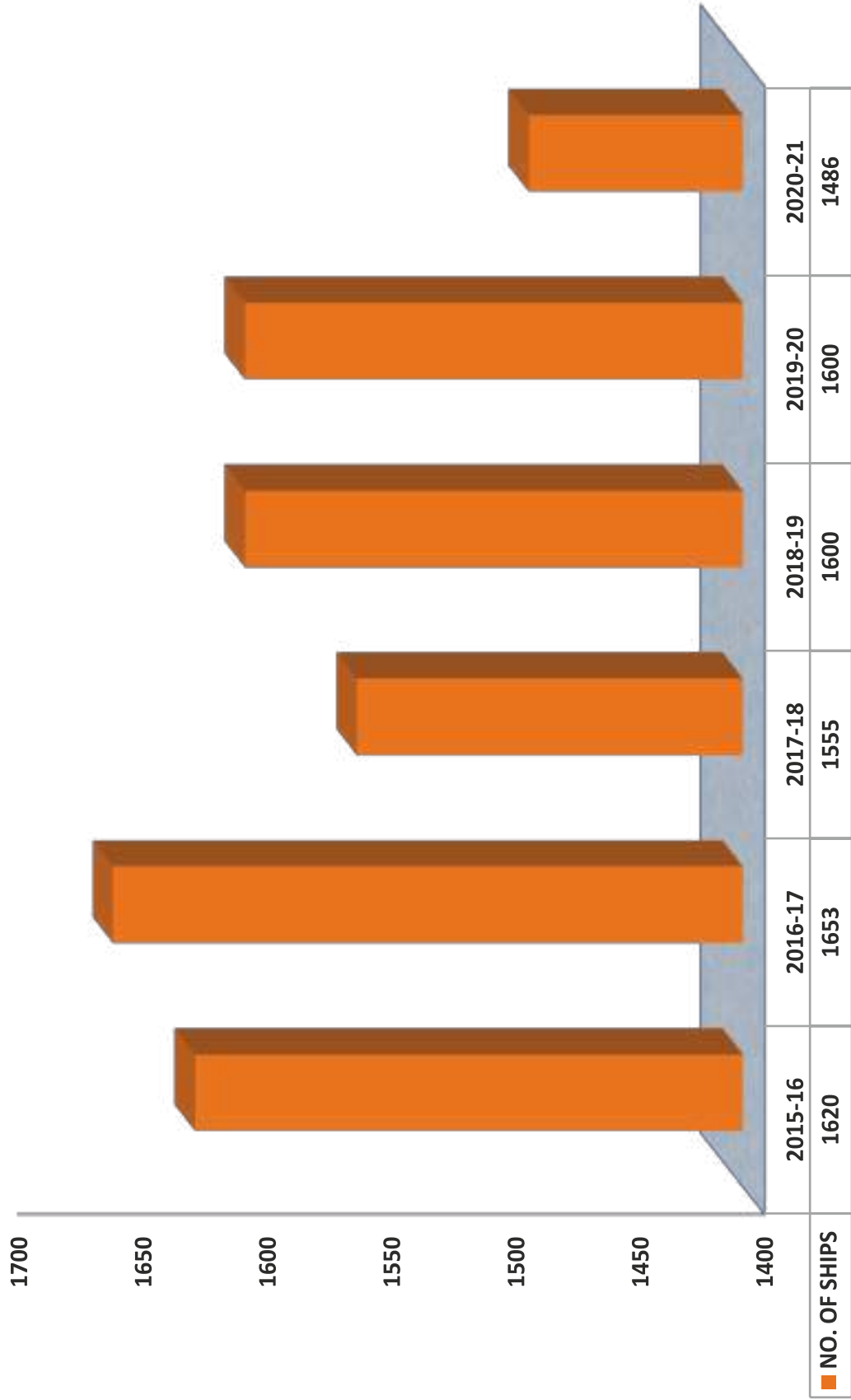
involved per movement was 1.73 hours and remained the same as previous year.

7. Passenger traffic

Total number of passengers arrived at and sailed from Cochin Port during the year was 22922 and 17640 respectively as against 174489 and 160138 in the preceding year. Details of passenger traffic are given in Statement No.32 of the Statistical Appendices.



**DIAGRAM NO. 7
NUMBER OF SHIPS ENTERED**



**DIAGRAM NO. 8
NRT OF VESSELS ENTERED**

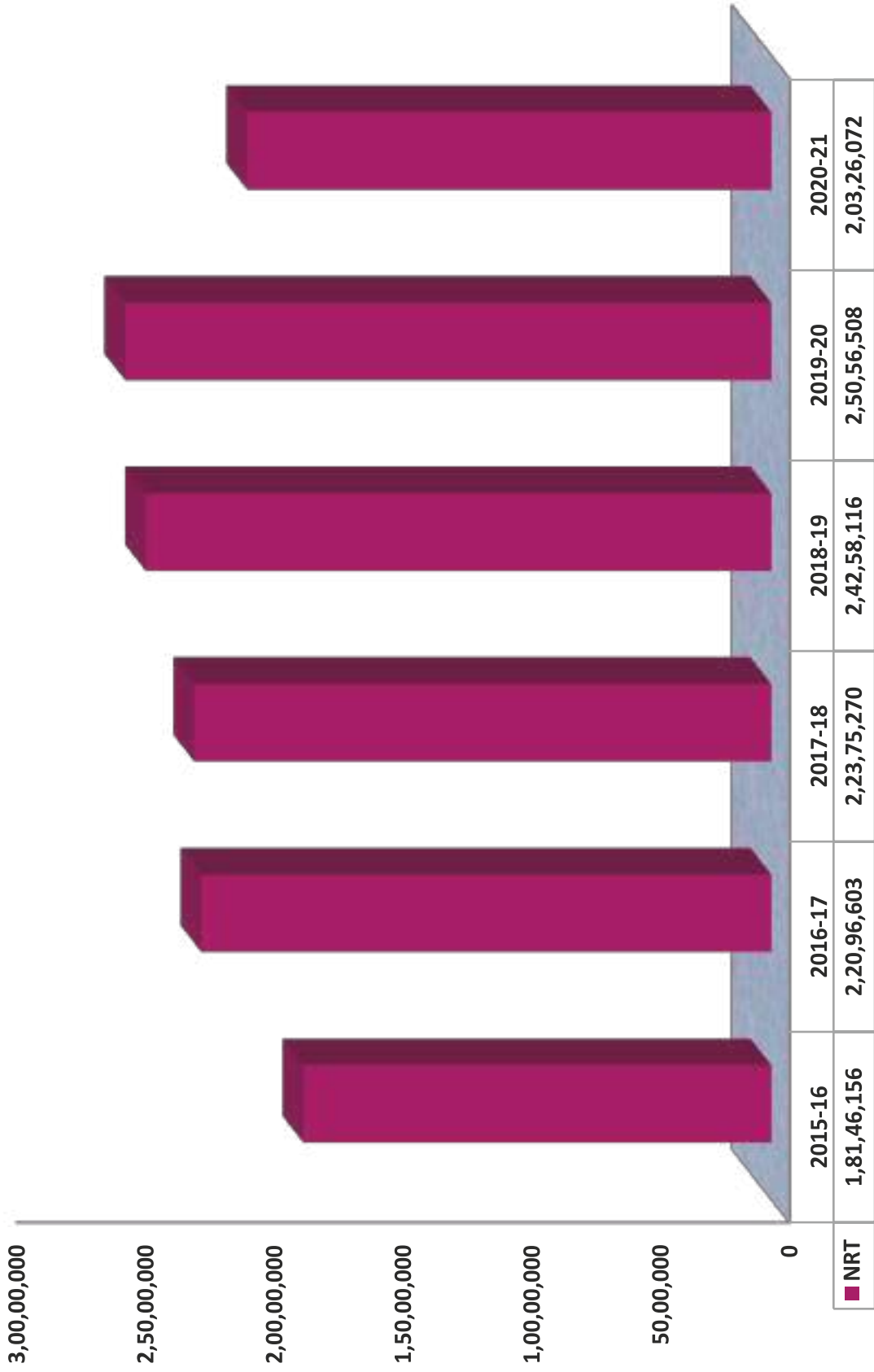
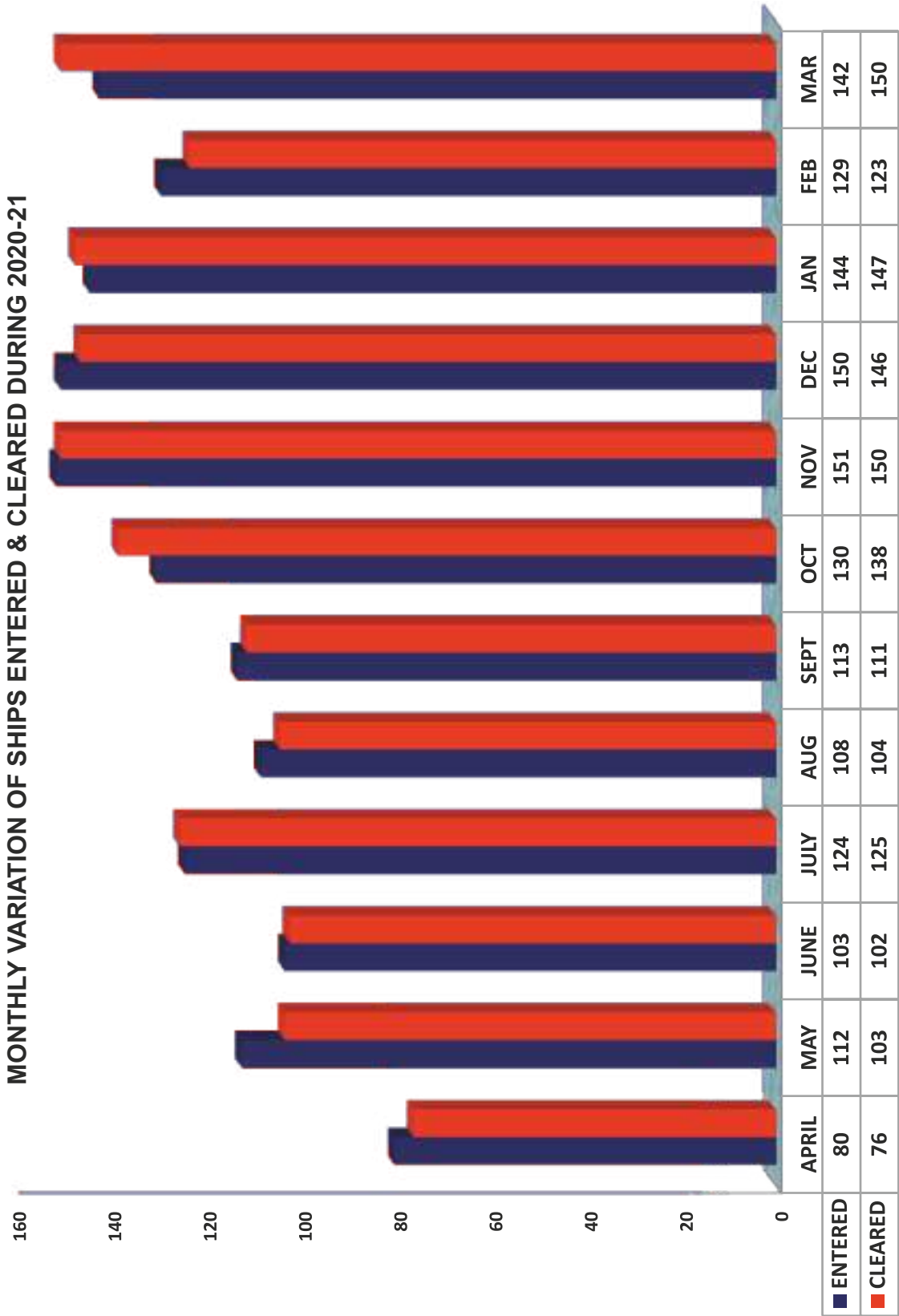


DIAGRAM NO. 9
MONTHLY VARIATION OF SHIPS ENTERED & CLEARED DURING 2020-21



1V. Port Operations



During the year 2020-21, 57.33% of the traffic was handled at Wharf and 42.67% of the traffic was handled at SPM. A statement showing the tonnage handled during the year

compared with the preceding year is given below.

(In Lakhs Tonnes)

Year	At Wharf			At SPM/ STS			Grand Total
	Import	Export	Total	Import	Export	Total	
2020-21	110.25	70.36	180.60	134.43	0.00	134.43	315.03
	34.99%	22.33%	57.33%	42.67%	0%	42.67%	100%
2019-20	109.62	67.32	176.94	163.44	0.00	163.44	340.38
	32.21%	19.78%	51.98%	48.02%	0%	48.02%	100%

2. Utilization of Cargo handling equipment

The utilization of cargo handling equipments for the year 2020-21 is given in Statement No.27 of Statistical Appendices.

3. Operational Efficiency Performance Indicators

The performance indicators for the year 2020-21 are given in Statement No.17 & 18 of the

Statistical Appendices. Analyses of important indicators are given in the following paragraphs.

a) Pre-berthing waiting time

During the year 2020-21 the overall pre-berthing waiting time at outer roads per ship having cargo work increased to 15.28 hrs as against 11.44 hrs in the preceding year. A detailed analysis showing causes of detention of various categories of ships is given below.

Percentage causes for detention of ships at outer roads							
Type of Ships	Ships/ Agents option	Berth not available	Tidal/ Draft constraints	Weather constraints	Lack of night navigation	Others	Total
Break Bulk	2.33	1.52	0.00	0.00	0.00	1.59	5.35
Containers	15.50	0.00	1.51	0.00	0.00	3.78	20.79
Dry Bulk (M)	3.10	1.57	2.58	0.00	0.00	5.55	12.80
Dry Bulk (C)	1.45	0.00	1.48	0.00	0.00	0.00	2.93
Liquid Bulk	30.95	3.74	4.07	0.00	0.00	19.37	58.13
Total for 2020-21	53.24	6.83	9.64	0.00	0.00	30.29	100.00
Total for 2019-20	59.47	3.46	5.29	0.00	0.00	31.78	100.00



b) Turnaround time

Average turnaround time of ships having cargo work increased to 1.52 days during the year from 1.51 days in the preceding year. Category wise details of turnaround

time of ships are furnished in Statement No.18 in the Statistical Appendices. A cause wise analysis of stay of ships at the berth during the year is given in the following statement.

Percentage of various causal factors to total time lost	Break Bulk	Container	Dry Bulk	Liquid Bulk	Total
% of the time worked to stay at berth	98.80	96.09	91.91	96.14	95.42
% of time lost to Total stay at berth	1.20	3.91	8.09	3.86	4.58
Power Failure	1.63	3.52	0.00	0.00	0.87
Hatch opening/ Commencement of operations	16.21	31.45	5.56	0.00	8.87
Ships Account/ Agents option	24.69	50.30	7.53	11.29	20.02
Departure formalities	28.97	0.00	27.55	32.91	24.18
Strike/ Stoppage of work	0.00	0.00	0.00	0.00	0.00
Weather constraints	14.13	2.56	10.56	0.00	3.11
Equipment breakdown/ non-availability	8.62	5.03	20.46	43.74	29.14
Other reasons	5.75	7.15	28.36	12.06	13.82


c) Other salient features

Average service time for handling 1000 tons of cargo increased to 1.07 hours during the year. Average output of shore

per gang shift increased to 489 tons during the year from 407 tons in the preceding year. The following table gives some of the important indicators in respect of shipping and traffic.

Sl.No	Indicators	2020-21	2019-20
1	Average service time per ship (total time in berth days)	1.26	1.25
2	Average service time per 1000 tonnes of cargo (in hours)	1.07	1.01
3	Average output of shore labour per gang shift (in tonnes)	489	407

DIAGRAM NO.10
YEARLY VARIATION IN AVERAGE DETENTION & AVERAGE TURNAROUND OF SHIPS CLEARED



	2015-16	2016-17	2017-18	2018-19	2019-20	2020-21
TRT (DAYS)	1.55	1.54	1.54	1.47	1.51	1.52
PBD (HRS)	15.86	11.41	10.31	12.67	11.44	15.28



The details of average productivity for effective hook hours are given below:

(in tonnes)

Sl.No	Commodity	Average productivity per effective hook hours 2020-21
1	Break Bulk	
a)	DEFENCE CARGO	14
b)	METALS & METAL PRODUCTS	28
c)	ALUMINIA IN JUMBO BAGS	44
d)	MACHINERY	13
e)	CEMENT	51
F)	BREAK BULK OTHERS	1
2	Dry Bulk	
a)	CLINKER IN BULK	89
b)	ILMINITE SAND	85
c)	SALT IN BULK	80

4. Handling Rate

Average output per ship berthday decreased to 22513 tons during the year from 23709 Tons in the preceding year. Category wise output rates are furnished in the Statement No.22 in the Statistical Appendix.

5. Utilization of Storage facilities

The average utilization of storage area during the year was 100%. A statement showing the details of various storage facilities available and utilized during the year compared to preceding year is given below:

Sl. No	Wharf	No. in Commission		Available		Utilized (in M ²)	
		2020-21	2019-20	2020-21	2019-20	2020-21	2019-20
1	Mattancherry						
a)	Ware Houses	4	4	12075	11215	12075	11215
b)	Overflow Sheds	3	3	6393	6060	6393	6060
c)	Transit Sheds	3	3	13110	13110	13110	13110
	Total	10	10	31578	30385	31578	30385
2	Ernakulam						
a)	Ware Houses	1	1	2680	2680	2680	2680
b)	Overflow Sheds	1	1	1580	1580	1580	1580
c)	Transit Sheds	1	1	3831	3831	3831	3831
	Total	3	3	8091	8091	8091	8091
3	Container Freight Station						
	Ware Houses		1	10000	10000	10000	10000
	Grand Total		14	49669	48476	49669	48476

6) COCHIN – THE LEADING CRUISE DESTINATION IN INDIA

Cochin Port has developed International Cruise terminal “SAGARIKA” at Ernakulam wharf which was inaugurated by Hon'ble Prime Minister on 14.02.2021 and a modern world class fully air-conditioned CRUISE

PASSENGER FACILITATION CENTRE –“SAMUDRIKA”, where all statutory clearances like Customs and Immigration for cruise passengers are given under single roof. Cochin Port also has a dedicated Cruise-cell available round the clock to service the exact requirements of the cruise vessels.





1. Profit & Loss Account

The Profit & Loss Account for 2020-21 closed with a net profit of Rs. 7.20 Crores.

2. Operating Income

The Operating Income increased by 5.28% to Rs.68,332 lakhs during 2020-21 from Rs.64,903 lakhs during 2019-20. The activity wise details are given below:-

Rs. In lakhs

Sl.No.	Operating Income	2020-21	2019-20	Percentage Increase(+) Decrease(-)
1	Cargo handling and storage charges	25,699	24,552	4.67%
2	Port and Dock charges	32,006	29,389	8.90%
3	Estate Rentals	10,627	10,962	-3.05%
	Total	68,332	64,903	5.28%

3. Operating Expenditure

Operating Expenditure decreased from Rs. 35,587 lakhs in 2019-20 to Rs. 34,343

lakhs in 2020-21 registering a reduction of 3.50%. Activity wise details are given below:-

Rs. In lakhs

Sl.No.	Operating Expenditure	2020-21	2019-20	Percentage Increase(+) Decrease(-)
1	Cargo handling and storage charges	5,288	5,438	-2.76%
2	Port and Dock facilities for shipping	15,526	15,233	1.92%
3	Railway workings	-	-	-
4	Rentable land and building	2,318	2,708	-14.43%
5	Management & General Administration	11,212	12,208	-8.16%
	Total	34,343	35,587	-3.50%

4. Finance and Miscellaneous Income and Expenditure

(Rs. in lakhs)

Sl.No.	Particulars	2020-21	2019-20	Percentage Increase(+) Decrease(-)
1	Finance & Miscellaneous Income	4,366	4,320	1.06%
2	Finance & Miscellaneous Expenditure	37,635	31,505	19.46%

V. Financial Position



5. Capital Debts

Total Capital Debts including interest as on 31st March 2021 stands as Rs. 44,938.86 lakhs.

Capital W.I.P) of the Port at original cost increased to Rs.70,606 lakhs as on 31st March, 2021 from Rs. 70,483 lakhs as on 31st March 2020 as detailed below:-

6. Capital at charge

The value of Capital Assets (including

Rs. In lakhs

SI No.	Particulars	As on 31/03/20	During the year		As on 31/03/21
			Addition	Deletion	
1	Land	5,149	0	0	5,149
2	Capital Dredging	8,440	0	0	8,440
3	Building, Sheds & Other structures	7,432	5	3	7,435
4	Wharves, Roads & Boundaries	18,648	2,573	0	21,221
5	Floating Crafts	13,164	0	95	13,069
6	Docks, Seawall. Piers & Navigational Aids	1,819	0	0	1,819
7	Cranes & Vehicles	1,735	0	102	1,633
8	Plant & Machinery	3,923	0	0	3,923
9	Installations for Electricity Water, Telecommunications & Fire fighting	6,867	198	0	7,065
10	Oil pipeline installations	383	0	0	383
11	Miscellaneous	100	0	0	100
	Total	67,660	2,776	200	70,236
	Capital Work in-Progress	2,823	247	2,700	370
	GRAND TOTAL	70,483	3,023	2,900	70,606

During 2020-21 Rs.2,029 lakhs was provided towards depreciation as against Rs.1,867 lakhs during the year 2019-20.

7. Reserve Fund

Balance position of various Reserve Funds as on 31.03.2021 and 31.03.2020 is given below:-

Rs. In lakhs

SI No.	Name of Fund	Balance as on	
		31.03.2021	31.03.2020
1	Capital Reserves	8,484	8,484
2	Reserve for Replacement, Rehabilitation & Modernization of Capital Assets	984	984
3	Reserve for Development, Repayment of Loan & Contingencies	689	689
4	Profit & Loss Account(Accumulated Loss)	48,524	49,243
5	Provision for Depreciation	32,430	30,598
6	Employees Welfare Fund	27	30
7	Family Security Fund	1	1
8	HBA Family Benefit Fund	38	36

DIAGRAM NO. 11
DISTRIBUTION OF REVENUE ACCOUNTS

INCOME 2020-21

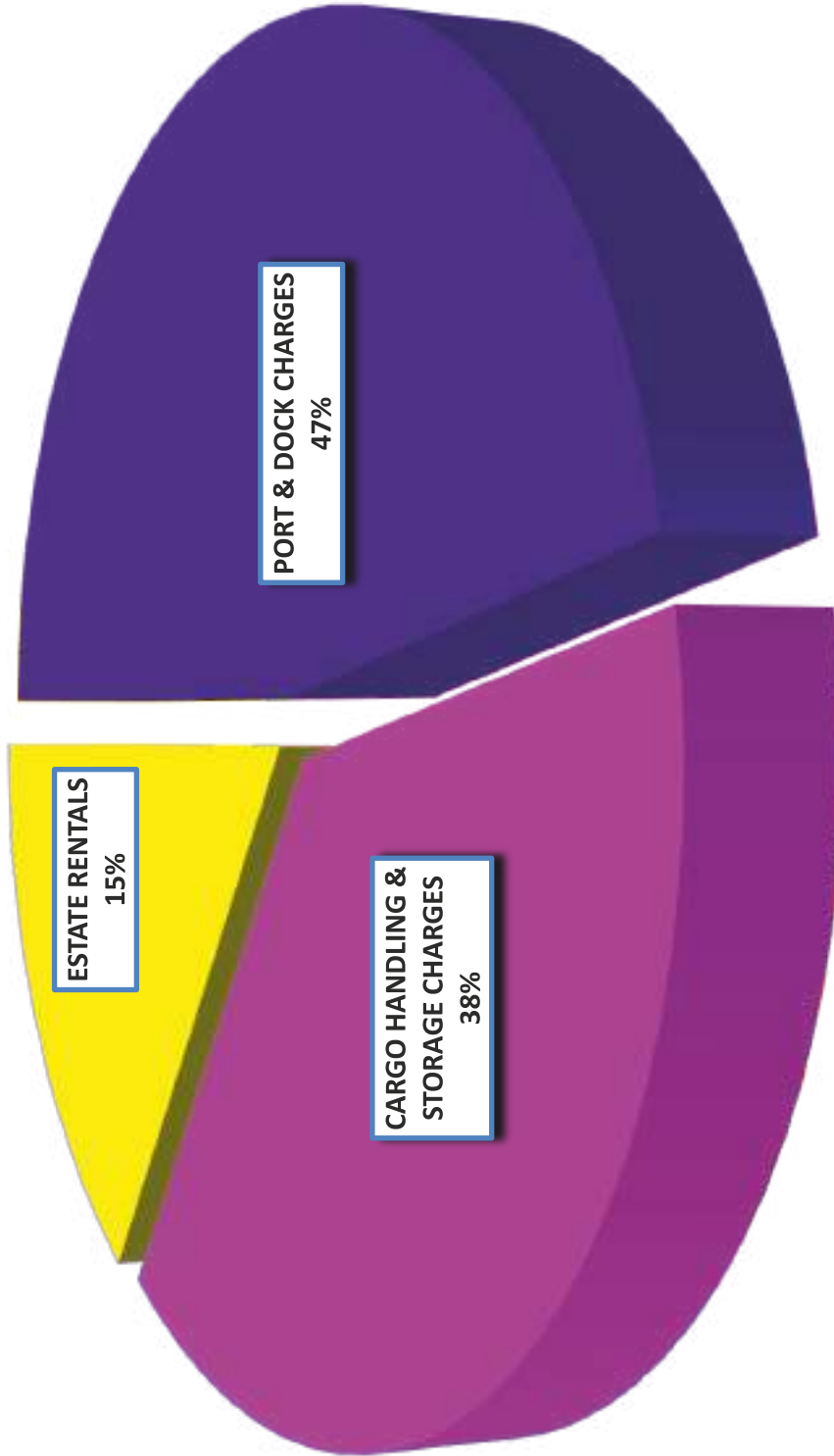


DIAGRAM NO .12
DISTRIBUTION OF ACCOUNTS

EXPENDITURE 2020-21

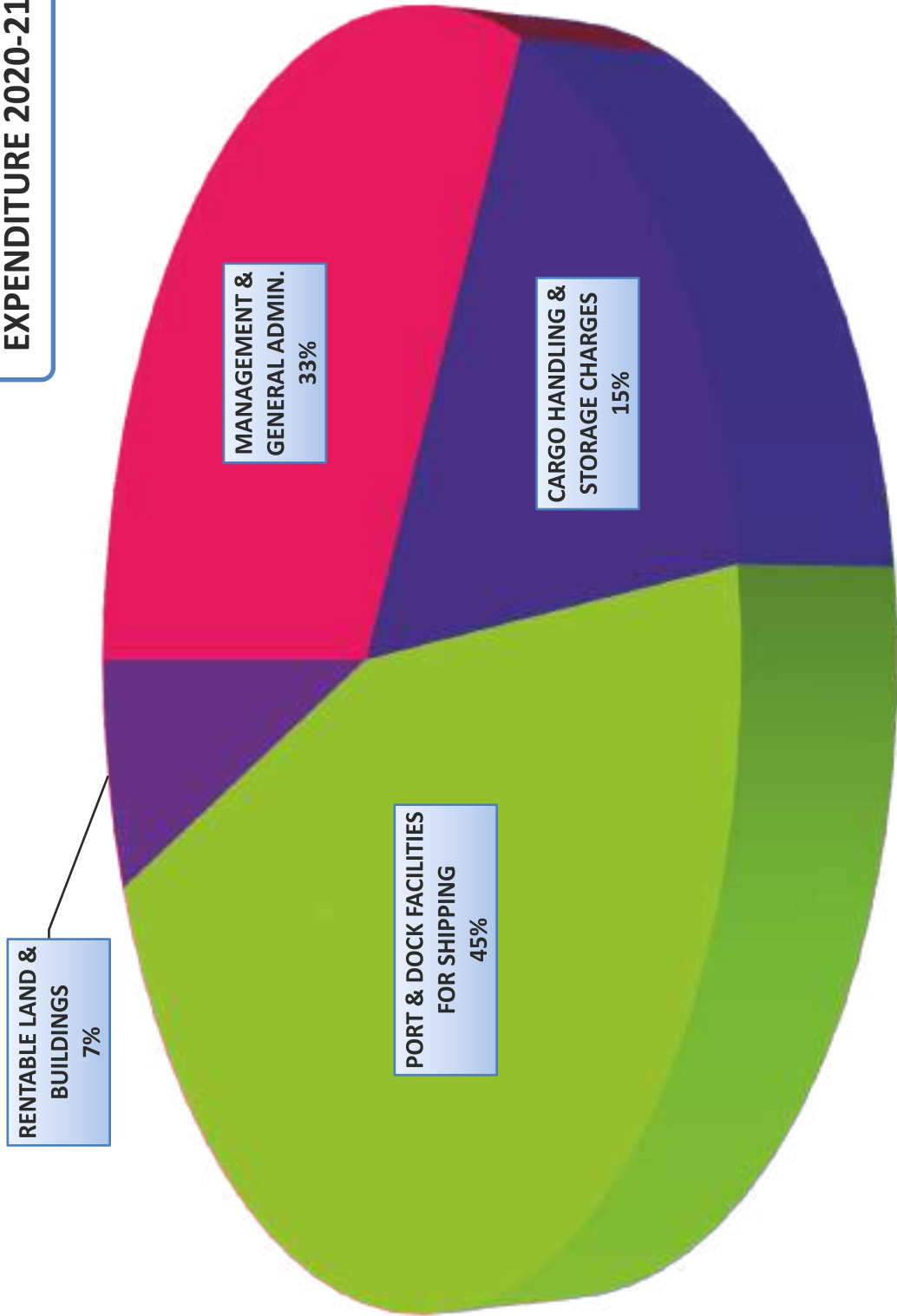
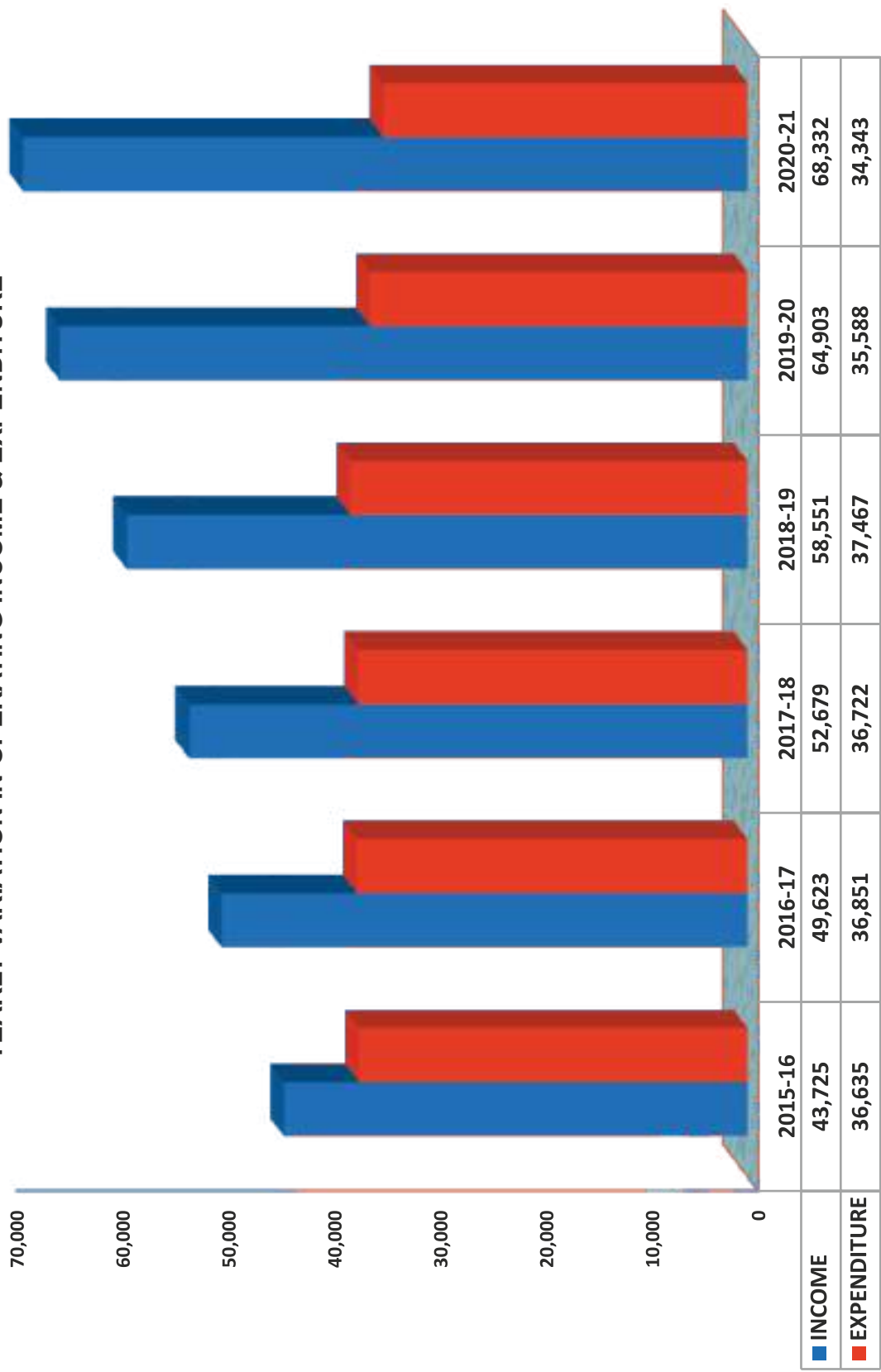


DIAGRAM NO. 13
YEARLY VARIATION IN OPERATING INCOME & EXPENDITURE



8. Working Results at a glance

The results of the financial working of the

Port during the year compared to previous year are indicated below:-

(Rs. in lakhs)

Sl.No.	Financial Factors	2020-21	2019-20
1	Gross Income	72,698	69,223
2	Gross Expenditure	71,978	67,093
3	Net Surplus	720	2,130
4	Capital at charge at the beginning of the year	70,483	70,925
5	Capital at charge at the end of the year	70,606	70,483
6	Mean capital at charge	70,545	70,704
7	Capital employed	-9,004	-12,755
8	Return on capital employed(%)	8.00	16.70
9	Net worth	36,298	-37,334
10	Percentage of net surplus to mean capital at charge(%)	1.02	3.01
11	Operating ratio (%)	50.26	54.83





I. CAPITAL WORKS

The approved Annual Plan Outlay for the year 2020-21 was Rs.4800 lakhs against this

actual expenditure during the year amounted to Rs.1727 lakhs as shown below:

(Rs. in lakhs)

	Scheme	Outlay for 2020-21	Expenditure during 2019-20	Percentage
1.	GBS	10	16	160
2.	IEBR	4790	1711	35.72
	Total	4800	1727	35.98

Brief description of the works taken up during the Year 2020-21 is given below.

1. Re-Construction of South Coal Berth (SCB) at Cochin Port

The project of Reconstruction of South Coal Berth (SCB) has been taken up for handling mainly raw materials of Fertiliser (Liquid Ammonia etc.) of M/s FACT, on EPC mode at an estimated cost of Rs 19.19 Crores .The project is being implemented under Sagarmala programme with 50% financial assistance from MoPW&S. Out of the balance 50%, the main user, M/s. FACT will provide 25% fund as advance and the same will be adjusted from their future wharfage charges and the remaining 25 % fund to be provided by Port. MoPW&S has released first instalment of the project amounting to Rs. 4.426 Crores on 14/12/2020.

The technical scheme of the project has been given by M/s NTCPWC after carrying out necessary Health Check-up Study by IIT, Madras, Chennai. The reconstructed SCB will have 1.30MMPTA capacity and maximum

projected traffic is 0.90lakh tonnes per annum.

Letter of Award for Reconstruction of SCB issued to M/s. KVJ Builders & Developers Pvt. Ltd., Kochi, for Rs.17,70,55,267.50, on 19-11-2020. Works commenced on 26-11-2020 and is in progress. Due to stoppage of work/slow progress during the Covid-19 lockdown period, the work is now expected to be completed by February 2022.

The Hon'ble Prime Minister of India had laid the foundation stone for this project on 14-02-2021.

2. Replacing the damaged cell type Rubber fenders at BTP & Supplying 2 Nos Cell type Rubber fenders at Ernakulam Wharf :

The Work has taken up as a measure to improve the existing fendering system of Ernakulam Wharf and BTP at a estimated cost of Rs. 27.81 Lakhs.

The Work order of the work was placed to M/s. Brahans Polymers Pvt. Ltd., Mumbai on 6/10/2021.

The work has been completed on 21.03.2021 with a completion cost of Rs.23,91,378/-.

3. Environment Monitoring works in CoPT:

(I) Noise Pollution

The work of Conducting Noise monitoring at Cochin Port area for a period of fifteen months was awarded on 18/09/2020 to M/s. Hubert Enviro Care Systems (P) Ltd., Chennai, for an amount of Rs.3402/- plus GST. Work commenced from the month of October 2020 and is in progress.

(ii) Ambient Air Quality

The work of Monitoring of Ambient Air Quality at Cochin Port area for a period of three years (Extendable for another Two Years) awarded on 22/12/2016 to M/s. Hubert Enviro Care Systems (P) Ltd., Chennai for an amount of Rs. 12,06,720/- plus GST for a period of three years and an amount of Rs. 8,04,480/- plus GST for the 4th and 5th year. Work commenced on 11-01-2017 and is in progress.

(iii) Water and Sediment quality parameters in the backwaters

Environmental Monitoring of water and sediment quality parameters in the backwaters around Cochin Port for a period of five years from Feb. 2017 awarded to M/s National Centre for Earth Science Studies (NCESS), Thiruvananthapuram,

for an amount of Rs.30 lakhs plus GST. Work commenced from the month of Feb. 2017 and is in progress.

4. Integrated Power Distribution Scheme (IPDS) :-

I) CoPT had initiated a proposal for the "Strengthening of Sub Transmission and Distribution network at W/Island area of CoPT" at an estimate cost of Rs 5.39Cr with Central Financial Assistance @ 60% of project cost under Integrated Power Distribution Scheme (IPDS) of Ministry of Power, GoI. The Project was approved by MoP on 28-04-2016. Sanction received from PFC, New Delhi on 09-08-2016 The following works were included in this project:

1) Strengthening of Sub transmission and Distribution network in W/Island area of Cochin Port Trust, Kerala State under Integrated Power Development Scheme (IPDS), GoI.

The work order was placed on M/s. Helsa Electricals for a total amount of Rs.246.56 lakhs vide order dated: 15/03/2018. The work was completed and the installation was commissioned on 31/03/2019.

2) Providing Smart Metering / Pre paid metering infrastructure for consumers in urban areas of Cochin Port Trust, Kerala State



W/ Island.LoA was issued to M/s. NSoft (India) Services Private Limited, Bangalore on 08-03-2019 for Rs.161.79 lakhs. The entire work including integration of the new system with Cochin Port's SAP was completed on 31/07/2020. The meter readings and Demand notice to the consumers are generated on-line.

3) Installation of Grid connected Roof top Solar System:-

The work order for 150 Kwp solar panel at Mattanchery Halt pump House above UG Tank has been issued to M/s.Keltron Controls vide order dated: 07.12.2016 at a total cost of Rs. 98,86,400/-. The work was completed in all respects on 15.03.2018

II) Apart from this, installation of Ground Mounted Solar panel of 100 KwP at various lands at CoPT area at an estimated cost of Rs. 84.10 Lakhs. The LoA for the work was issued on M/s.lacharya Silicon Limited, Chennai vide order dated: 09/05/2018 for Rs 58.98 Lakhs and the project commissioned on 15-01-2019.

The total units generated from both the solar plants together (250 kwp) for the year 2020-21 is 3,55,070 (3.55 lakhs) units (kWh) of power.

II. PRIVATE SECTOR/JOINT VENTURE SCHEMES UNDER IMPLEMENTATION

1. Development of an International Ship Repair facility at Willingdon Island.

The Project of Development and Operation of International Ship Repair Facility (ISRF) at Willingdon Island through Private Sector participation was awarded to M/s. Cochin Shipyard Limited on 19-09-2012. The proposed facilities consists of a Ship lift System with 3 transfer Tracks & 3 parking bays for simultaneous docking of 6 vessels of LOA 130 meters. Beam 25 meters and Maximum Light Weight in the Dry Dock Position 6000 T (upto 25,000 DWT). The anticipated project cost to be invested by M/s. CSL is approximately Rs.970 crores. As per the contract, total lease period is 30 years and the facilities are to be made fully functional by July, 2023.

Port had handed over 16.25 Ha of land area and 15 Ha. of Water area to M/s. CSL for development of ISRF including Ports Workshop and Dry-dock. Environmental clearance for the project was received on 09-01-2018 and the construction activities were commenced thereafter.

Overall physical progress of the project as on 31-03-2021 is 77 %.

III. GRANT-IN AID WORKS

a) **Developing a Walkway/ Promenade from new Mattancherry Bridge to Alexander Parambithara bridge**

The work of Developing a Walkway /Promenade on the southern side of NH 966B (old NH 47A) on Willingdon Island comprised of developing the backwater frontage of about 2.1 km length for a width up to 20 m between the Mattancherry BOT bridge and Alexander Parambithara bridge has been taken up with the financial assistance provided by M/s. BPCL, Tourism Dept., GoK and Ministry of Tourism. The work has been executed in three phases.

In first phase, walkway for about 350m was developed with an amount of Rs.99.05 lakhs with the fund provided by BPCL-KR through District Tourism Promotion Council and the work was completed in June 2013.

In second phase, the work of Development of walkway for about another 140m was executed with financial assistance of Rs.50 lakhs accorded by Dept. of Tourism, Government of Kerala and the work was completed in May 2015 at a cost of Rs.54.80 lakhs.

In third phase, the work on the remaining portion of walkway for about 1510 m length upto the Kannanghatt bridge, has been taken up with financial assistance of Ministry of Tourism (MoT), GoI for Rs.831.24 lakhs, The project has been completed on 17/12/2020 with a completion cost of Rs.826.59 lakhs.

Further work for Additional Tourism Facilities were also taken up at CoPT walkway with the financial assistance sanctioned by

MoT for Rs.466.47 lakhs vide letter dated 12/12/2018. The Civil works for the project have been completed on 30/09/2020 with completion cost of Rs.528.70lakhs and minor electrical works are being executed and expected to be completed by July ,2021.

b) **Developing Additional Infrastructure at New Cochin Port Cruise Terminal**

The work of Developing Additional Infrastructure at New Cochin Port Cruise Terminal (Sagarika) has been taken up as a measure to provide additional logistic to accelerate Foreign Tourist Arrivals in India with the financial assistance of Ministry of Tourism (MoT). The project estimated cost is Rs.10.29 Crores . The MoT vide letter 13-12-2019, have accorded approval for the project proposal. The Civil work was awarded to the contractor Shri. Shajilal.T.M with a contract amount of Rs.476.11 lakhs on 16-06-2020. The project includes Development of Parking area, installation of physical security products and furniture for the New Cruise Terminal and Development of Kochi Haat (Stalls for tourists) adjacent to the New Cruise Terminal. All the major works have been completed and some additional work is proposed to be taken up under the project.

c) **Swachh Bharath & ATR on Green Port initiative:**

Providing Shore Power Supply to the vessels calling at Lakshadweep Berth at Willingdon Island” under the Plan Scheme Implementation of Environmental Management and Monitoring Plan (EMMP):-

The work was proposed to take up in two stages:



- (1) Shore power supply of 125 KW power has been installed at Mattanchery Wharf at a cost of Rs.4,86,425/-and the work has been completed on 29-05-2019.
- (2) Providing Shore power to the vessels calling at UTL & nearby berths in Cochin Port- Phase II

Work order was placed on M/s.Techno Engineering Corporation, Cochin for a contract amount of Rs.1.14 crores on 05/10/2019. The work has been completed on 09-06-2020 and statutory approval from Central Electric Authority received on 09-10-2020. The cost of the project will be equally shared by Cochin Port and Union Territory of Lakshadweep.

d) Setting up 1.5 MWp of grid-connected floating solar power projects in the backwaters, off the Walkway between BOT junction and Kannangatt bridge on RESCO (BOOT) model.

The Cochin Port Trust has placed Letter of Award on M/s. Suryam International Pvt. Ltd., Regd. Office H/o-M.Shivaji, 2nd Lane, Gandhi Nagar, Berhampur, Ganjam, Odisha-760001 on 11/12/2020 for setting up 1.5 MWp of grid-connected floating solar power projects in the backwaters, off the Walkway between BOT junction and Kannangatt bridge. The maximum levellised tariff as per the LOA is Rs.3.89 per Kwh. The Power Purchase Agreement has been executed on 10-01-2021 and site survey has been completed.

The contract also includes the operation and maintenance (O&M) services for 25 years under the Renewable Energy Service Company (RESCO) model

IV. DEPOSIT WORKS

1) Construction of a Jetty for GoI at Cochin Port

The work of Construction of a dedicated Jetty for berthing defence vessels, north of naval jetties in Ernakulam channel of Port with an estimated cost of Rs.122.32 crores for a Defence organization under Government of India was taken up as a deposit work.

MoU was executed between CoPT and Govt. of India for the project on 22-12-2016 and Environmental and Wildlife clearances were obtained for the project.

Project is executed through following contracts :

- a. The Jetty construction work was awarded to M/s. Marymatha Construction Co., Muvattupuzha, for an amount of Rs.59.75 crores and the work is in progress. The work completed on 14.05.2020 with a completion cost of Rs. 53.505 crores.
- b. Capital dredging for maneuvering basin of the Jetty area was executed through Dredging Corporation of India. The cost of Dredging is Rs. 1.13 Crores
- c. Construction of Bridge to Naval Area and Allied Facilities for Govt. of India was awarded to M/s.T.O Ittoop & Associates Engineers & Contractors, Cochin-12 and completed on 15.02.2020 with a completion cost of Rs. 2.53 Crores.
- d. Development of two land plots for GoI was awarded to M/s. Surya Constructions, and work completed

on 20.04.2019 with a completion cost of Rs.807.91 lakhs.

- e. Environmental monitoring during construction stage of Jetty by M/s Hubert Enviro Care Systems (P) Ltd., Chennai, completed on 16.07.2020 at a cost of Rs.11.22 lakhs.
- f. Providing Ductile Iron fresh water pipe lines to various plots allotted to GoI was awarded to M/s. Hash & Company, Cochin-03 and work completed on 05/02/2020 with a completion cost of Rs. 64.71 lakhs.
- g. Other remaining/ additional works/ procurements are in various stages of implementation.

Cochin Port is expected to earn Rs. 6.96 crores, which is 7% of the value of the executed works, as PMS charges from this project.

2) Construction of Berth for Indian Coast Guard at Cochin Port.

The work of Construction of Berth and allied facilities in Mattancherry channel of Port with land connection to Fort Kochi for Indian Coast Guard has been taken up as deposit work with an estimated cost of Rs.117.48 Crores.

MoU was executed between CoPT and Indian Coast Guard for the project on 03-04-2017. The Jetty construction work was awarded to M/s. Kargwal Constructions Pvt., Mumbai for Rs.58.71crores, on 14-09-2018. The work is in progress and is expected to be completed in October, 2021. Installation of 15T capacity ELL crane is expected to complete in May, 2022.

The work of Capital Dredging for manoeuvring basin of the Jetty area and Installation of crane have been taken up simultaneously and to be executed on completion of jetty structure, so as to complete all the works in May, 2022.

Tenders for “Capital dredging for manoeuvring basin of the Jetty area” invited on 08.12.2020 and the Technical Bids of the seven tenders were received on 29.01.2021. Proposal for security clearance for the bidders has been sent to Ministry in Feb. 2021, which is expected to be received shortly.

Environmental monitoring during construction stage of Jetty by M/s. Chennai Testing Laboratory Pvt. Ltd., Chennai, is in progress.

Cochin Port is expected to earn Rs. 7.21 Crores, which is 7% of the value of the executed works, as PMS charges from this project.

3) Re-construction of North Jetty for Indian Navy at Naval Base, Kochi

Indian Navy has entrusted Cochin Port Trust the Re-construction of North Jetty for Indian Navy at Naval Base, Kochi with an estimated cost Rs.596.43 Crores (inclusive of 12% GST) as Deposit Work.

MoU has been executed between CoPT and Indian Navy for the project on 22-02-2019. Indian Navy has released first two installments amounting to Rs.204.75 Crores.

The Project Management Consultancy is entrusted with M/s.AECOM.

The work of “Re-Construction of North Jetty at Naval Base, Kochi on EPC Contract Basis” (Est. Cost - Rs.461.60 Crores) was



awarded to M/s. Afcons Infrastructure Ltd, Mumbai, for Rs. 399.51 crores on 22.10.2020. The work is in progress and the contract period is 48 months. The work is scheduled to be completed in Oct. 2024.

As per the MoU the timelines for completion of the project is 48 months from the date of issue of the first work order by CoPT for construction works.

Cochin Port is expected to get about Rs.34 crores,[@ 7%] of actual expenditure], as Engg. & Supervision charges from this project.

4) Maintenance Dredging in front of LNG basin

Cochin Port has taken up the dredging work at the LNG basin for the year 2020-21 on deposit work terms for M/s. Petronet LNG Ltd. along with the Maintenance dredging contract at a cost of Rs. 12.77 Crores, PMS charges @10%of the cost of work done which is about Rs.1.28 Crores, is being paid by PLL.

5) Dredging of the IOC jetty basin behind South Tanker Berth (STB)

Cochin Port has taken up the dredging work at the IOC jetty basin on deposit work terms for M/s.IOCL. The work commenced on 30/12/2020 and completed on 5/02/2021. The completion cost of the work is Rs.113.77lakhs, including PMS charges @12%. M/s. IOCL has

deposited an amount of Rs.94.50lakhs and they have been requested for depositing the balance amount.

V. WATER PROCURED DURING THE YEAR

The quantity of water procured from Kerala Water Authority was around 1000.00 million litres during the year 2020-21 and value of the water procured is Rs.4.24Crores. The water has been distributed to Port users including selling water in the tune of Rs. 1.107 Crores.

VI. DREDGING

The Dredger G.H.D. Nehru Shatabdi has been attending to dredging in various areas of the Port. The vessel worked for 264.5 days during the year and removed a total quantity of 4.215 lakhs cu. meters of spoil. Details of working of the Port's dredgers are given in Statement No.30 in the Appendices.

During the year 2020-21, Maintenance Dredging in the Port channels (including LNG basin) was carried out by M/s. Dredging Corporation of India. The total bulk volume of spoil removed during this year was 233 Lakh cubic metres (@ a density of 1.30T/cum.) as against 248 Lakh cubic meters in the preceding year and work completed at a cost of about Rs.85 crores.

VII.STORES

The stock position as on 31.03.2021 is given below:

(Rs in lakhs)

Sl. No.	Item	2020-21	2019-20
1	Stock at the beginning of the year	65	87
2	Stock at the end of the year	72	65

VIII. COCHIN FISHERIES HARBOUR

The functioning of Cochin Fisheries Harbour was affected by the COVID-19 Pandemic during the year (2020-21). The Harbour Administration had registered an operational income of Rs.3,06,07,723/- (including interest on FD's) against an expenditure of Rs.3,85,09,077/-. Boat calls at CFH during the year included 981 Purse-seine Net boats, 1061 Gill Net boats, 1956 Trawl Net boats and 311 Vallams.

VIII. COCHIN FISHERIES HARBOUR

The functioning of Cochin Fisheries Harbour was affected by the COVID-19 Pandemic during the year (2020-21). The Harbour Administration had registered an operational income of Rs.3,06,07,723/- (including interest on FD's) against an expenditure of Rs.3,85,09,077/-. Boat calls at CFH during the year included 981 Purse-seine Net boats, 1061 Gill Net boats, 1956 Trawl Net boats and 311 Vallams.

IX. ELECTRICITY

2,43,79,300 (243.793 Lakhs) units (kwh) of electricity at Willingdon Island and 1,08,26,900 (108.269 Lakhs) units (kwh) of electricity at Vallarpadam (Total 3,52,06,200 (352.062 Lakhs) units (kwh) were purchased from KSEB) and 2880 units of power (kwh) of electricity was generated at CoPT's Powerhouse. In addition to the above, CoPT has installed Solar Power plant of 250 kWp capacity which has generated 3,55,070 (3.55 lakhs) units (kWh) of power . Hence total quantum of power handled by CoPT was 3,55,86,302 units (Kwh) for Port's own purpose and for distribution to consumers during the year 2020-21 i.e. Total Lakh 355.641units (kwh).

X. ESTATES

Total land area of Port is 2177 acres including land at Puthuvypeen, Vallarpadam, Mulavukad, Palluruthy, Ernakulam, Fortkochi and Thevara. 874.78 acres were on lease during the year as against 866.12 acres in the preceding year as may be seen from the following table:

Type of lease hold	2020-21		2019-20	
	No. of leaseholds	Area (acres)	No. of leaseholds	Area (acres)
Government	36	74.12	34	83.16
Quasi –Government	52	462.72	48	455.72
Private	184	337.94	184	327.24
TOTAL	272	874.78	266	866.12

XI. SAFETY AUDIT

Quarterly Safety Audits were conducted in areas handling hazardous/noxious cargoes,

during the year 2020-21, as per MoS direction.



1. Labour Situation

Labour situation at the Port was generally peaceful during the year.

2. Family Security Fund

An amount of Rs.7,40,000/- was disbursed to the employees and their families from the Family Security Fund on retirement/resignation/death.

3. Accident to Shore Workers

During the year 2020-21, 06 Nos. accidents were reported. A category wise analysis of these accidents is furnished in Statement No. 33 in the Statistical Appendices. An amount of Rs.62,332/- was paid to the workers under Workmen's compensation Act or leave salary under hospital rules. An amount of Rs.4,37,653/- was paid by way of injury leave.

4. Group Insurance Scheme

An amount of Rs. 43,22,298/- was disbursed to the retired/resigned employees and dependants of deceased employees under the Group Savings Linked Insurance Scheme of LIC of India.

5. Exgratia Relief from the Welfare Fund

A sum of Rs.90,000/- was disbursed from the Welfare Fund as exgratia assistances to the employees and their families for their treatment etc. and as aid to meet the funeral expenses of deceased Port employees.

6. Scholarships

During the year an amount of Rs.9300/- was disbursed for awarding Merit Scholarships to the children of the Port employees studying

in various grades ranging from Secondary School level to Post Graduate Course including Medical, Engineering and Technology. Amounts of Scholarships ranged from Rs. 250/- to Rs. 1000/- per annum with duration of 2 to 5 years.

7. Children's Education Allowances

Children's Educational Allowances and reimbursement of tuition fees at a maximum of Rs.27,000/- each child, limited to two children of Port employees, were granted upto Higher Secondary classes as per the Government rules and envisaged in the current Wage revision settlement.

8. Co-operative Society

Cochin Port Employee's Co-operative Society registered under the Kerala Cooperative Societies Act, 1969 is functioning in Cochin Port Trust with full patronage of Port employees. It promotes the welfare of Port employees by providing loans to the employees and receiving their deposits.

The Society also distributes educational awards and scholarships among the children of employees. Society also introduced Risk Fund scheme followed by the Government of Kerala to protect the family from future liability after the death of employee. This Society with a Class I Super Grade is considered as the first and finest Employees Society in the state of Kerala.

9. Sir Robert Bristow Memorial Mutual Benefit Fund

Sir Robert Bristow Memorial Mutual Benefit Fund, a charitable institution established in the year 1956 and registered



under Travancore-cochin Literary Scientific and Charitable Societies Registration Act of 1955 is functioning in W/Island. It also extends Scholarships to the children of members, Death relief for the members and their family. Financial aids for the treatment of deadly deceases such as Cancer, Heart Bye Pass Surgery, Kidney dialysis, Stroke etc for Bristow Fund members & Staff as well as other employees working under Cochin Port Trust.

10. Canteen

There are three canteens functioning in Cochin Port Trust. The Canteens are run by Canteen Management Committee of the respective Departments. One Cafeteria is also functioning in the Administrative Building of the Port. Ernakulam Wharf Canteen is under the Dock Workers (Safety Health and Welfare) Regulations 1990.

11. Schools

a) **Sisu Vihar Nursery School**

A Nursery School, 'Sisu Vihar', run by the Women's Club of Willington Island is functioning at North End, for which required infrastructures are provided by Cochin Port Trust.

b) **Sir Robert Bristow Primary & Secondary School**

Land & Buildings have been provided free of cost to the Kerala State Government for running the Primary & Secondary School.

10,000 Gallon fresh water is granted to the schools every month free of charge.

c) **Kendriya Vidyalaya**

Kendriya Vidyalaya is functioning at the South End of Willington Island. Cochin Port leased 3 acres of land to Kendriya Vidyalaya, and accordingly 50% of the seats are reserved for the children of Port employees in each class.

12. Sports and Games

Due to the outbreak Covid 19 pandemic and resultant lockdowns and restrictions imposed by the Govt. of India/Kerala, the sports activities including Major Ports competitions were not held for the year 2020-21. Eventhough, the schedule of tournaments were announced by the sports associations, the tournaments were postponed due to the sudden outbreak and increase in the number of Covid cases in the State.

The only sports activity held was the Senior District Volleyball Championship at Pathalam, Eloor from 5th to 7th February 2021 wherein Cochin Port Volleyball Team secured second Position after a gap of 10 years.

13. Housing

During the year (as on 31.3.2021) 146 employees were provided with quarters. Category wise details are given in the following Statement.



Category of Employees	Type of Quarters (Numbers)								Total Allotment
	I	II	III	IV	V	VI	VII	Un Classified	
Class I			1	1	13	3	2		20
Class II			2	3	6	0			11
Class III	0	34	65	15	0	0			114
Class IV & Shore Labhour	0	1	0	0	0	0			1
Other allotment	107	189	25	1	5	1	2		330
Vacant & Damaged	5	51	22	7	1	4	1	1	92
Gross Total of Qtrs.	112	275	115	27	25	8	5	1	568

14. Security

The CISF in Cochin port is having an authorized strength of 286 and the posted strength is capped to 274 against which 229 are presently posted. The Unit is headed by a Asstt. Commandant. The security and protection of all vital installations and the Administration building are taken care of by CISF. This includes Oil Tanker berths (OTB), COT, Ernakulum and Mattancherry wharfs, BTP, South coal berth and LNG. Security cover is provided by means of static duty posts, two check posts at the toll gates, boat patrolling and QRT. QRT is deployed with specially trained personnel in dedicated vehicle, equipped with sophisticated weapon, Bulletproof Jackets and Wireless sets round the clock in SEZ puthuvypin area as well as in Willingdon Island to meet any eventuality.

Boat patrolling is carried out round the clock by specially trained marine QRT

personnel equipped with weapon and wireless sets, in the Ernakulam and Mattancherry channels.

Access control is maintained by CISF in CoPT through Bio metric cards, and passes of various kinds issued after proper C & A verification. Thorough security check is conducted while entering and exiting the port area.

CCTV coverage /surveillance are available in the port area. Total 52 CCTV cameras has installed in CoPT (out of which 35 are monitored by CISF). Communication is maintained through intercom and walkie talkies. The Radio Frequency Identification System installed at Ernakulum Wharf gate on 27.06.2016. Special Security arrangement to Cruise Ship operation is being done as per SOP formulated by MHA & MoS. A dedicated team of crime & Intelligence Wing is deputed for collection, analysis and dissemination of



advance intelligence on Crime/trade Union activities.

15. Medical Facilities

Cochin Port Trust has a Multi Specialty Hospital having a capacity of 110 beds and is controlled and managed by the Chief Medical Officer with the assistance of 1 Dy CMO(GD), 3 Sr. Medical Officers (GD), 3 Medical Officers and 4 contract Medical Officers at a total of 12 doctors and 28 various part time visiting Specialists, among them are 8 Super Specialists. They attend to the health care of the Port employees including DLD employees and their families, CISF personnel's and their dependents, Pensioners and their spouses and other Central Government employees posted in Willingdon Island like Customs, FACT and Cochin Shipyard Ltd Employees and dependants, deputed from Cochin Port Trust, Pensioners and dependants of other Ports employees settled at Cochin (on payment basis), etc.

OP department is functioning on all working days from 8.00 AM to 3.15 PM. 28 Part Time visiting Specialists conduct their OP on working days at fixed timings.

Twenty four hour casualty is functioning at Cochin Port Trust Hospital. There are separate Male & Female IP wards including Medical, Surgical, and one block are converted in for Covid treatment and quarantine. 10 Single rooms and 1 dormitory is kept ready for the purpose. Female ward is converted temporarily for Covid vaccination and so far 700 persons were vaccinated.

The ICU of this hospital is provided with 7 beds with Cardiac monitors, defibrillators and

centralized Oxygen supply and Centralized suction system. Cardiac Monitors are being provided in ICU & Operation Theatre. Pulmonary Function Tests and Titmus eye testing are also done whenever necessary.

A separate Officers ward is available with 4 AC Rooms exclusively for Officers and their families. We have a full-fledged Operation theatre complex with 3 major Operation theatre rooms. All types of surgeries including General surgery, Eye, ENT & Gynecology surgeries can be done.

In Gynecology and Family welfare section, facilities for all major Obstetrics and Gynecology procedures are available at CoPT hospital.

48863 Outpatients attended this hospital during the year 2020-21 & average Inpatient occupancy was 3. Due to Covid pandemic there has been considerable reduction in OP & IP as telemedicine system was introduced and encouraged to control the spread of Covid. The First Aid post located at CFS is fully functional.

A/C ambulance service is available for the hospital, and is attached to Fire service under Deputy Conservator. Hired ambulance is made available whenever there is an emergency.

School of Nursing is functioning under Cochin Port Trust Educational Society with admission of 20 students every year, since 2000 January under the guidance of Chief Medical Officer and one M.O. in charge with staff strength of One Principal, One Vice principal and 3 Tutors.

A well-equipped Automated Lab and X-Ray



departments are functioning during OP hours on all working days. Various types of biochemical investigations are done with the “Dry technology” analyzer for both IP & OP patients.

Cochin Port Trust Hospital has the latest Hi frequency X-ray machine and CR system in the hospital along with a mobile X-ray unit.

Bio Medical Waste Management of Solid waste is by 'Image' of Indian Medical Association and

Liquid Waste by Effluent Treatment Plant are being done as per the guidelines of Kerala State Pollution Control Board and certified by KSPCB. Bio Medical Equipment Calibration is done for all equipments in the hospital on annual basis.

Details of Medical treatment given during the year 2020-21 are furnished below:-

(A) OP Section	2019-20	2020-21
(i) Port employees and their families	24366	16671
(ii) Non Port employees	1233	896
(iii) CSL/Workshop dispensary	1600	1013
(iv) Pensioners	39884	26524
(v) CISF	4891	3759
Total	71974	48863
(B) IP Section		
(i) Port employees and their families	1379	188
Grand Total	73353	49051

16. Hospital/ Medical Reimbursement

In addition to the Medical facilities provided through the Cochin Port Trust Hospital, an amount of Rs.1,58,85,345 was reimbursed during the year 2020-21 towards medical facilities availed in referred hospitals.

17. Grievance Redressal

As per Ministry's directive, Public Grievance Redressal Machinery was constituted in Cochin Port Trust in 1991. The Secretary is the Director of

Public Grievances. The Deputy Heads of each Department is acting as Grievance Officer to attend the Public Grievances received by that department. Complaints/suggestion boxes have been kept in prominent places in each department to receive the grievances/complaints. Cochin Port Trust regularly checks the grievances submitted online by employees/general public in the Govt. of India website of Central Public Grievance Redressal and Monitoring System (CPGRAMS) and the



grievances are disposed off in a time bound manner. A direct link to CPGRAMS website (pgportal.gov.in) has been provided in the website of Cochin Port Trust for online submission of grievances (www.cochinport.gov.in). Employees can submit their grievances with concerned Officer/ Divisional Officer for redressal. In the event of non redressal of grievances, the employees can take up the matter with concerned Head of Department failing which again at the level of Dy.Chairman. Employees resort to this by way of personal appearance or through written submissions. Aggrieved employees can also personally meet the Chairman with their grievances as Chairman has earmarked public time once in a week for receiving grievances and such grievances are examined on priority and replied to the concerned employees.

18. Citizens'/ Clients' Charter

A Citizens'/Clients' Charter (CCC) is the expression of an understanding between citizens/clients and the provider of a public service with respect to the quantity and quality of services the former receive in exchange for their taxes/tariffs. It is essentially about the rights of the public and the obligations of the public servants. Clients also have certain obligations to be fulfilled, for the successful implementation of such a charter.

The Citizens'/Clients' Charter of Cochin Port Trust has been formulated as per the Result Framework Management System of Cabinet Secretariat. A Taskforce (consisting of Port Officials and representatives of stake holders) constituted for formulating and reviewing the Clients Citizens Charter, meets on quarterly basis and views the Citizen Charter for periodical modifications if any. The Citizens'/Clients' Charter is hosted in the website of Cochin Port Trust and made available in all Departments.

19. Group Gratuity Scheme

An amount of Rs 9,61,276/- was received from LIC of India during the year 2020-21 as Gratuity amount under the GGS.

20. Transport facilities

The Dredger Crew and staff posted at Cochin Oil Terminal are provided with free Transport facilities by launch from shore to Vessel/terminal and back.

21. Internal Complaints Committee

The Complaint committee (Women Cell) was formed in the year 2004 in compliance with the directions of the Hon'ble Supreme Court of India for prevention of sexual harassment of women in workplace and redressal of the complaints of the victims. After the enactment of the Sexual Harassment of Women at Work place (Prevention, Prohibition and Redressal) Act, 2013 the



Complaints Committee was reconstituted as Internal Complaints Committee.

22. Other Labour Welfare activities

05 Dependants of deceased Port employees have registered their names for job on compassionate ground during 2020-21.

23. Additional Welfare Facilities provided for Dock Labour Division Employees.

- a) Financial help for marriage of children of employees.

Employees of Dock labour Division are being granted a gift of Rs.500/- for the marriage of one of their children in the service period. Amount paid Nil.

- b) Financial Assistances for purchasing spectacles.

A sum of Rs.100/- or the actual cost of spectacles whichever is less is being paid to employees / workers for the purchase of spectacles once in 5 years. Amount paid Nil.

- c) A gift of Rs.1000/- in lieu of memento at the time of retirement. Amount paid during the year is Rs.14,000/-

- d) Scholarship Award and prizes to the children of employees.

Scholarship Awards are granted to the children of the employees studying in standard V and upto Post Graduate / professional course on merit basis.

A. MILESTONES / ACHIEVEMENTS

The Port achieved a cargo throughput of 31.50 million metric tonnes during the year 2020-21 showing a decrease of 7.46% over 2019-20. Container traffic grew by 11.29% during the same period.

Total No. of Containers handled during 2020-21 is 6.90 lakhs TEUs and during 2019-20 is 6.20 lakhs TEUs registering a growth of 11.29%.

B. SWACHH BHARAT CAMPAIGN

Swachh Bharat Campaign” is a cleanliness campaign to keep India clean. The Ministry of Shipping instructed all Major Ports to make concerted efforts to show visible results on this front. Accordingly, various departments and CISF personnel in Cochin Port Trust observed 'Swachhta Pakhwada” (Swachhta Hi Seva Campaign) from 15th September to 02nd October, 2020. Special cleanliness drive has been carried out in work places, office buildings and premises, jetties/Wharves and selected roads in the Port area maintaining all Covid 19 protocols and conducted a cycle rally.

Swachhta Hi Seva, Nationwide Swachhta Abhiyan Campaign, was carried out by Cochin Port Trust. Warning boards have been provided at various locations concerning the dumping of waste in Port area. Posters on cleanliness campaign designed and released by the Chairman. Renovated the Public toilets in North End, Willingdon Island.

Employees of Cochin Port Trust conducted awareness program on the importance of keeping away from throwing waste to the water bodies. Various awareness

classes on importance of harbour and water bodies cleaning at Fisheries Harbour and at Vypeen. The Fishermen were urged to keep the harbour clean, reduce the use of plastic. Steps taken for reducing the usage of Single Use Plastic (SUP).

During the Swachhta Pakhwada period, employees of Cochin Port Trust were engaged in Shramdan, cleaning of workplaces, office premises and public places within the Port area. 52 truckloads of garbage vegetation, wooden logs etc were removed from different places in Willingdon Island. Cleanliness activities are also held in small boats, tugs etc., of CoPT.

A garden is developed at the main entrance to the Port near Mattancherry Toll Booth.

The thirty nine point programme and monthly Action Plan to the Ministry of Shipping to create an immediate impact in the short-term was also forwarded as per schedule.

Competitions such as poster designing for children/grand children of Cochin port employees, Micro greens Garden contest among employees etc are also held during the period. Best maintained offices of lessees/ Licensees of CoPT are awarded as part of Swachhta Pakhwada, 2020.

C. IMPORTANT EVENTS

- ❖ As part of Samudra Setu Operations, CoPT facilitated berthing of three Indian Navy Ships carrying 698, 202 and 568 evacuees from Maldives on 10.05.2020, 12.05.2020 and



- 17.05.2020 respectively. CoPT extended support to District Administration for the smooth operation of the above.
- ❖ Chairman and Deputy Chairman Planted sapling on the occasion of World Environment Day 05-06-2020.
 - ❖ Cochin Port Trust celebrated Independence Day - Chairman Dr. Beena, IAS, hoisted the National Flag.
 - ❖ MoU was signed on 28.07.2020, on the execution of the project "Reconstruction of South Coal Berth (SCB) at Cochin Port". The project is under "Sagarmala" funding 50% with remaining amounts being shared equally between CoPT and FACT.
 - ❖ Flag off of first container consignment of Ammonia Sulphate to West Bengal at FACT CMD Office was done on 28.07.2020.
 - ❖ Inaugural Cargo Ferry Service between India & Maldives, Q8 berth Ekm. Wharf was held on 22.09.2020 and the direct India-Maldives services commenced by the arrival of the vessel M.V. MCP Linz from Tuticorin.
 - ❖ MoU between MPEDA & CoPT for taking up the project "Modernizations of Kochi Fisheries harbor" at a cost of Rs. 140 cr. was executed on 28.09.2020.
 - ❖ Board of Trustees meeting No. 2 of 2020-21 held on 28-09-2020
 - ❖ Chairman Administered "Jan Andolan COVID-19 Appropriate Behaviour" Pledge to the staff on 09-10-2020.
 - ❖ Kochi-Mangaluru Natural Gas Pipeline was dedicated to Nation by Hon'ble Prime Minister at GAIL Terminal on 05.01.2021.
 - ❖ Hon'ble Prime Minister of India inaugurated 'Sagarika' International Cruise Terminal reconstructed SCB and laid foundation stone for dedicated jetty for Ro-Ro vessels of IWAI at W/Island on 14-02-2021.

PART - II



**STATISTICAL
APPENDICE**



PART II INDEX

Sl.No	Statements	Page No.
1	Topography of Port	67
2	Berth Particulars	68
3	Floating Crafts	69
4	Cargo Handling Equipments	70
5	Storage Facilities	71
6	Commodity wise & Category wise Cargo Traffic Handled	72-73
7	Flag Wise Distribution of Traffic	74-75
8	Origin & Destination - wise Overseas Traffic Handled	76-80
9	Commodity wise Traffic Handled	81-83
10	Commodity wise loaded cargo received by different modes of transport	84
11	Commodity wise unloaded cargo received by different modes of transport	85
12	Commodity wise & category wise transit traffic of other countries cargo	86
13	Number and type of container handled	87
14	Container cargo and tare weight of containers handled	88
15	Inland (landward) container movement- outgoing from port after unloading from ship	89-90
16	Inland (landward) container movement- incoming to the port for loading on to the ship	91-92
17	Performance of Major Port	93
18	Performance of Major Port	94
19	Distribution of pre-berthing waiting time	95
20	Distribution of non-working time at working berth	96
21	Commodity-wise performance indicators	97
22	Commodity-wise performance indicators	98
23	Berth occupancy	99
24	Availability of cargo handling equipments	100
25	Shore labour productivity	101
26	Dock labour productivity	102
27	Availability & utilization of equipments (other than container handling)	103
28	Availability & utilization of container handling equipment	104
29	Performance of container handling equipment	105
30	Performance of dredger	106
31	Number, type and size of ships sailed	107
32	Passenger traffic at Major Port	108
33	Accidents at Major Port	109
34	Employment at Major Port	110
35	Income & expenditure of Major Port	111
36	Application of funds & other financial statistics	112
37	Operating expenditure by head of expenditure	113
38	Financial data of private terminal operator	114
39	Financial indicators	115
40	Capital expenditure on plan and non-plan schemes	116-117



**STATEMENT NO.1
TOPOGRAPHY OF PORT**

Port: COCHIN PORT TRUST

Year: 2020-21

(As on March 2021)

Location	Entrance Channel		Turning Circle			No.	Diameter (mtrs.)	Dock/Port
	Longitude	Latitude	Length (km.)	Type of Minimum Depth (mtrs.)	Minimum Width (mtrs.)			
1	2		3	4	5	6	7	8
09-58.2N	076-15.5E		16	15.95	260	2	500/600	Riverine

**STATEMENT NO. 2
BERTH PARTICULARS**

Port: COCHIN PORT TRUST

Year: 2020-21

(As on March 2021)

S.No.	Berth Name No	Type of Berth	Designed/ depth (mtrs.)	Permissible draft (mtrs.)	Quay length (mtrs.)	Remarks
1	2	3	4	5	6	7
1	Mattancherry Wharf Q1	General Cargo	9.75	9.14	188	
2	Mattancherry Wharf Q2 to Q3	General Cargo	9.75	9.14	228	
3	Mattancherry Wharf Q4	POL Products	9.75	9.14	251	
4	Ernakulam Wharf Q5 & Q6	General Cargo	10.5	10	503	
5	Ernakulam Wharf Q7	General Cargo	11	10.5		
6	Ernakulam Wharf Q8 & Q9	General Cargo	13.5	11	414	
7	Q10	Fertilizer & Raw Materials	10.7	11.5	278	
8	BTP	Multi purpose/ Cruise	10.5	10	270	
9	NCB	General Cargo	9.75	9.14	209	
10	COT	Crude/ Product	13.2	12.5	430	
11	NTB	POL Products	9.75	9.14	298	
12	STB	POL Products	9.75	9.14	266	
13	SCB	Liquid Cargo	9.75	9.14	192	
14	SPM	Crude oil	NA	22.5	NA	
15	UTL	Passenger	6	5.3	300	
16	ICTT (V2 & V3)	Container	15.95	14.5	600	
17	LNG	LNG	13.5	12.5	376.5	

Note: Any specific information on size of vessel in terms of LOA or DWT may be indicated in remarks column.



**STATEMENT NO. 3
FLOATING CRAFTS**

Port: COCHIN PORT TRUST

Year: 2020-21

(As on March 2021)

S. No.	Type of Craft	Owned by Port		Hired by Port		Remarks
		No	Rated Capacity	No	Rated Capacity	
1	2	3	4	5	6	7
1	Dredgers					
	I) GHD Nehru Shatabdi	1	1500 C.M			
2	Tugs					
	Tug Vallarpadom	1	45 T BP	3	60 T B P	Ocean Elite
						Ocean Pioneer
	ii) Tug Vypeen	1	45 T BP			Ocean Enterprise
3	Launches					
	I) General purpose Launches					
	ii) Survey Launches					
	iii) Mooring Launches	5	109 BHP - 3 Nos., 130 BHP - 2 Nos..			
	iv) Pilot Launches	2	280 BHP x2 - 1 No. 325BHPx2 - 1 No	1	400 BHPx2 - 1 No	
4	Barges					
5	Floating Cranes					
	i) M V Venad	1	10 T			
6	Others					
	I) Harbour Patrol Boat	1	140 HP	1	15 Persons	Pollution Control Boat
	ii) Speed Boat	2	40 HP - 1 No. & 2x160 HP - 1 No.	1	15 Persons	CISF Harbour Patrol Boat
				1	24 Persons	Tanker Terminal Crew Change Boat

Note: All equipments of major ports including those of Private Terminal operators needs to be included.

**STATEMENT NO. 4
CARGO HANDLING EQUIPMENTS**

Port: COCHIN PORT TRUST

Year: 2020-21

(As on March 2021)

S. No.	Type of Equipment	Owned by Port		Hired by Port		Remarks
		Number	Rated Capacity (Tonnes)	Number	Rated Capacity (Tonnes)	
1	2	3	4	5	6	7
1	Wharf Cranes					
	(a) ELL					
	(b) Harbour Mobile Crane	1	40T			
2	Mobile Cranes					
3	Fork Lift Trucks	6 Nos	5 Nos. of 3T capacity & 1 No. of 5T capacity			
4	Pay Loaders					
5	Tractor					
6	Transfer Cranes					
7	Top Lift Trucks					
8	Gantry Cranes					
	a) Yard Gantry Cranes					
	b) Rail Mounted Gantry Cranes					
	c) Rubber Tyred Gantry Cranes					
9	Reach Stackers	2 Nos	45 Tonne			
10	Locomotives					
11	Trailers					
12	Specialised Mechanical Cargo Handling Equipment					
13	Marine Loading Arms for handling liquid cargo					
14	Others					

Note: All equipments at port may be described.

[All equipments on major ports will include equipments of Private Terminal operators.]

**STATEMENT NO.5
STORAGE FACILITIES**

(As on March 2021)

Year: 2020-21

Port: COCHIN PORT TRUST

Type	Dry Storage Accommodation			Liquid Storage Tanks			Container			Remarks	
	Number	Area (Sq. Tonnes)	Location [inside Port/Outside Port]	Number	Location [inside Port/Outside Port]	Capacity (KLS/Tonnes)	Type of Cargo	Number	Location [inside Port/Outside Port]		Capacity/Area (TEUs)
A) Port Owned											
a) Covered											
i) Transit sheds/Overflow sheds	8	24914	Inside Port								
ii) Ware Houses	5 (77)	14755 (34093)	Inside (Outside) Port								
iii) Container Freight Station	1	10000	Inside Port								
b) Open	1 (30)	104255 (41521)	Inside (Outside) Port								
c) Container Yard								1	Inside Port	15000 (462 TEUs)	
d) Reefer Points (No.)								64	Inside Port		
e) Liquid Storage, Tank, Farms etc.											
B) Others (Private/users agencies)											
a) Covered											
i) Transit sheds/Overflow sheds											
ii) Ware Houses											
iii) Container Freight Station								3	Outside Port		
b) Open									Outside	67900 Sq.Mtr.c)	
Container Yard									Outside	10900 Sq.Mtr.	
d) Reefer Points (No.)											
e) Liquid Storage, Tank Farms etc.				10	Inside Port	594491	POL & Chemical				



**STATEMENT NO. 6
COMMODITYWISE & CATEGORYWISE CARGO TRAFFIC HANDLED**

Port: COCHIN PORT TRUST

Year: 2020-21

(As on March 2021)
(in '000 tonnes)

S.N.	Commodity	Overseas		Total	Coastal		Grand Total	
		Unloaded	Loaded		Unloaded	Loaded		
1	2	3	4	5	6	7	8	9
A	LIQUID BULK							
1	POL- Crude	13065.33	0	13065.33	377.69	0	377.69	13443.02
2	POL-Products	174.76	1124.05	1298.81	1045.52	2854.87	3900.39	5199.20
3	LPG/LNG	872.87	0	872.87	0	0	0	872.87
4	Edible Oil	0	0	0	0	0	0	0
5	FRM-Liquid	441.46	0	441.46	10.50	0	10.50	451.96
6	Others	185.45	0	185.45	10.34	0	10.34	195.79
B	DRY BULK							
1	Iron Ore (All)							
	(a) Pellets	0	0	0	0	0	0	0
	(b) Fine	0	0	0	0	0	0	0
2	Other Ores	0	0	0	0	0	0	0
3	Thermal Coal	0	0	0	0	0	0	0
4	Coking Coal	0	0	0	0	0	0	0
5	Other Coal	0	0	0	0	0	0	0
6	Fertilizer	0	0	0	0	0	0	0
7	FRM-Dry	256.22	0	256.22	0	0	0	256.22
8	Food Grains (excluding pulses)	0	0	0	0	0	0	0
9	Pulses	0	0	0	0	0	0	0
10	Sugar	0	0	0	0	0	0	0
11	Cement	0	0	0	1140.58	0	1140.58	1140.58
12	Salt	0	0	0	70.20	0	70.20	70.20
13	Iron Scrap	0	0	0	0	0	0	0
14	Others	166.38	0	166.38	0	0	0	166.38
C	BREAK BULK							
1	Iron & Steel	7.70	0.01	7.71	0.34	1.15	1.49	9.20

(Contd.)



(In '000 tonnes)

S.N.	Commodity	Overseas			Coastal			Grand Total
		Unloaded	Loaded	Total	Unloaded	Loaded	Total	
1	2	3	4	5	6	7	8	9
2	Timber & Logs	0	0	0	0	0	0	0
3	Tea & Coffee	0	0	0	0	0	0	0
4	Food Grains (excluding pulses)	0	0	0	0	0	0	0
5	Pulses	0	0	0	0	0	0	0
6	Sugar	0	0	0	0	0	0	0
7	Cement	25.50	0	25.50	0	0	0	25.50
8	Project Cargo	1.87	0	1.87	0	0	0	1.87
9	Fertilizer	0	0	0	0	0	0	0
10	Automobiles (Tonnes)	0	0	0	0	0	0	0
	(Nos.)	0	0	0	0	0	0	0
11	Others	24.39	0.12	24.51	0.01	96.06	96.07	120.58
D	CONTAINER (Tonnes)	1679.57	1778.38	3457.95	4275.01	545.32	4820.33	8278.28
	(TEUs)	138528	152646	291174	163140	148622	311762	602936
E	TRANSHIPMENT							
1	Container (Tonnes)	299.59	299.59	599.18	336.30	336.30	672.60	1271.78
	(TEUs)	19826	19826	39652	23555	23554	47109	86761
2	Others (Specify)*	0	0	0	0	0	0	0
	TOTAL (A+B+C+D+E)	17201.09	3202.15	20403.24	7266.49	3833.70	11100.19	31503.43

Note: (i) Individual Ports may include other important Commodities handled by them while publishing data in Administrative report. Information on the above mentioned Commodities is to be uniformly included. Out of the above commodities which are not handled during the year may be omitted.

(ii) For ships undergoing cargo handling operations at the end of the year but have not completed cargo operations, the cargo handled upto the end of the year be included. Ships continuing operations in the next year, the remaining cargo handled will be counted in next year.

(iii)* Only those commodities which are included in A to C may be specified. Remaining commodities may be clubbed in others. Transit traffic may be included in transshipment.

**STATEMENT NO. 7
FLAG WISE DISTRIBUTION OF TRAFFIC**

Port: COCHIN PORT TRUST

Year: 2020-21

(As on March 2021
(In '000' tonnes)

S.N.	Nationality	No. of Ships	Volume of Cargo			Total
			Unloaded	Loaded	Transshipment	
1	2	3	4	5	6	7
A	Overseas					
1	ANTIGUA AND BARBUDA	1	0.00	7.81	0.00	7.81
2	BAHAMAS	7	508.76	0.00	0.00	508.76
3	CAYMAN ISLANDS	7	205.28	0.00	0.00	205.28
4	CYPRUS	9	11.80	0.80	2.44	15.04
5	DENMARK	2	5.46	4.83	16.42	26.71
6	GREECE	13	1801.04	31.50	0.00	1832.54
7	HONG KONG	65	808.85	491.77	26.48	1327.10
8	INDIA	119	4615.63	700.68	244.71	5561.02
9	IRAN	1	42.00	0.00	0.00	42.00
10	KOREA	3	32.80	0.00	0.00	32.80
11	LIBERIA	120	2250.43	530.25	115.79	2896.46
12	MALTA	8	1657.21	76.61	0.00	1733.82
13	MARSHALL ISLANDS	33	1949.43	112.27	4.20	2065.90
14	NETHERLANDS	4	2.65	0.02	2.50	5.17
15	NORWAY	5	291.39	73.02	0.00	364.41
16	PANAMA	47	919.15	59.36	75.54	1054.05
17	PHILIPPINES	3	20.05	0.00	0.00	20.05
18	QATAR	4	25.72	0.00	0.00	25.72
19	RUSSIAN FEDERATION	1	1.03	0.00	0.00	1.03

(Contd.)



(In '000' tonnes)

S.N.	Nationality	No. of Ships	Volume of Cargo			Total
			Unloaded	Loaded	Transshipment	
1	2	3	4	5	6	7
20	SAINT VINCENT AND THE GRENADINES	19	164.88	97.98	11.55	274.41
21	SINGAPORE	63	677.19	405.08	78.48	1160.74
22	UNITED KINGDOM	4	45.51	0.00	0.00	45.51
23	OTHERS	31	865.23	310.58	21.09	1196.90
Total Overseas (A)		569	16901.50	2902.56	599.18	20403.24
B Coastal						
1	CAYMAN ISLANDS	1	10.50	0.00	0.00	10.50
2	COMOROS	2	17.74	0.00	0.00	17.74
3	GREECE	1	8.94	0.00	0.00	8.94
4	HONG KONG	1	10.34	0.00	0.00	10.34
5	INDIA	438	5861.62	2626.25	529.88	9017.76
6	LIBERIA	4	98.89	1.32	25.76	125.97
7	MARSHALL ISLANDS	9	108.29	9.16	8.90	126.35
8	PANAMA	32	157.79	594.11	16.76	768.65
9	PORTUGAL	1	0.34	1.14	0.00	1.48
10	SAINT KITTS AND NEVIS	1	0.00	10.29	0.00	10.29
11	SINGAPORE	38	583.87	4.21	69.55	657.64
12	OTHERS		71.87	250.90	21.75	344.53
Total Coastal (B)		528	6930.19	3497.38	672.61	11100.17
Grand Total (A+B)		1097	23831.69	6399.94	1271.79	31503.43

- Note: (I) For ships undergoing cargo handling operations at the end of the year which are yet to complete cargo operations, the cargo handled upto the end of the year be included. For such ships continuing operations in the next year, the remaining cargo handled will be counted in next year.
- (ii) Ships handling more than one type of cargo should be counted once.



**STATEMENT NO. 8
ORIGIN & DESTINATION - WISE OVERSEAS TRAFFIC HANDLED**

Port: COCHIN PORT TRUST

Year: 2020-21

(As on March 2021)
(In Tonnes)

S.N.	Commodity	Cargo Unloaded		Cargo Loaded	
		Origin Country	Quantity	Destination Country	Quantity
1	2	3	4	5	6
A	LIQUID BULK				
1	POL(Crude)	Algeria	104115		
		Angola	119976		
		Brazil	131686		
		Ghana	127645		
		India	377692		
		Iraq	2731682		
		Kuwait	808826		
		Libya	276386		
		Malaysia	217953		
		Nigeria	132955		
		Oman	1217898		
		Russian Federation	1475889		
		Saudi Arabia	3059273		
		Turkey	843695		
		United Arab Emirates	1128986		
		United States	561065		
		Uruguay	127293		
			13443017		0
2	POL (Product)	Holy See (Vatican City State)	5718	Bangladesh	36018
	India	1045523	Brazil	82628	
	Iraq	8702	China	219008	

(Contd.)

(In Tonnes)

S.N.	Commodity	Cargo Unloaded		Cargo Loaded	
		Origin Country	Quantity	Destination Country	Quantity
1	2	3	4	5	6
		Malaysia	14865	India	2854869
		Singapore	16538	Japan	176011
		United Arab Emirates	12524	Korea	104949
		United States	116414	Mozambique	181207
				Netherlands	43296
				Singapore	166737
				Togo	42674
				Turkey	41519
				United Arab Emirates	30004
			1220285		3978921
3	LPG/LNG	Angola	126723		
		Australia	141133		
		France	71227		
		Oman	137802		
		Papua New Guinea	78411		
		Qatar	189842		
		United States	127733		
			872871		0
4	FRM-Liquid	China	42666		
		Egypt	7875		
		India	34587		
		Japan	29039		
		Korea, Republic of	83549		

(Contd.)

(In 'Tonnes)

S.N.	Commodity	Cargo Unloaded		Cargo Loaded	
		Origin Country	Quantity	Destination Country	Quantity
1	2	3	4	5	6
		MA	220642		
		Qatar	25725		
		Saudi Arabia	7875		
			451958		
5	Others	Germany	25990		
		Indonesia	6295		
		Korea, Republic of	5247		
		Qatar	29031		
		Saudi Arabia	129222		
			195785		
B	Dry Bulk				
1	ILMINITE SAND	Mozambique	21723		
			21723		
2	FRM-Dry	Bahrain	39471		
		Qatar	24301		
		Togo	166200		
		United Arab Emirates	26250		
			256222		
3	Cement	INDIA	1140581		
			1140581		
4	Salt	INDIA	70200		
			70200		
5	Others	United Arab Emirates	144656		
			144656		0

(Contd.)

(In Tonnes)

S.N.	Commodity	Cargo Unloaded		Cargo Loaded	
		Origin Country	Quantity	Destination Country	Quantity
1	2	3	4	5	6
C	BREAK BULK				
1	Iron & Steel	China	970	India	1138
		Japan	236	Maldives	13
		India	342		
		Vietnam	6498		
			8046		1151
2	Others	Vietnam	22001	Japan	117
		Russian Federation	4259	India	96060
		India	9		
		United Arab Emirates	25500		
			51769		96177
D	CONTAINER (Tonnes)				
		Middle East	511680	Middle East	353331
		Europe	33501	Europe	107966
		China	101334	China	96220
		Sri Lanka	856055	Sri Lanka	902892
		South East	12669	South East	84873
		Singapore	1006	Singapore	545
		India	4275008	India	545320
		Others	163325	Others	232549
			5954578		2323696
	(Nos.) TEUS	Middle East	35010	Middle East	26477
		Europe	3064	Europe	10630
		China	7847	China	11069
		Sri Lanka	75492	Sri Lanka	75370

(Contd.)

(In 'Tonnes)

S.N.	Commodity	Cargo Unloaded		Cargo Loaded	
		Origin Country	Quantity	Destination Country	Quantity
1	2	3	4	5	6
		South East	7937	South East	7656
		Singapore	141	Singapore	77
		India	163140	India	148622
		Others	9037	Others	21368
			301668		301269
E	TRANSHIPMENT	Middle East	197353	Middle East	10289
	Container Tonnes	Europe	2700	Europe	32004
		China	45847	China	12788
		Sri Lanka	1043	Sri Lanka	20735
		South East	27745	South East	23478
		Singapore	162	India	336302
		India	336302	Others	200298
		Others	24742		
			635894		635894
	(Nos.) TEUS	Middle East	12797	Middle East	571
		Europe	779	Europe	1809
		China	3112	China	1541
		Sri Lanka	75	Sri Lanka	1407
		South East	1729	South East	1458
		Singapore	9	India	23555
		India	23555	Others	13039
		Others	1325		
			43381		43380
		Grand Total	2,44,67,585		70,35,840



**STATEMENT NO. 9
COMMODITY WISE TRAFFIC HANDLED**

Port: COCHIN PORT TRUST

Year: 2020-21

(As on March 2021)
(In '000' tonnes)

S.N.	Commodity	2016-17	2017-18	208-19	2019-20	2021-22
1	2	3	4	5	6	7
I	LOADED (A+B+C+D)					
A	LIQUID BULK					
1	POL- Crude	50	40	0	0	0
2	POL-Products	2367	3125	4224	4241	3979
3	LPG/LNG	58	128	69	2	0
4	Edible Oil	4	0	0	0	0
5	FRM-Liquid	0	0	0	0	0
6	Others	16	5	0	0	0
B	DRY BULK					
1	Iron Ore (All)					
	(a) Pellets	0	0	0	0	0
	(b) Fine	0	0	0	0	0
2	Other Ores	0	0	0	0	0
3	Thermal Coal	0	0	0	0	0
4	Coking Coal	0	0	0	0	0
5	Other Coal	0	0	0	0	0
6	Fertilizer	0	0	0	0	0
7	FRM-Dry	0	0	0	0	0
8	Food Grains (excluding pulses)	0	0	0	0	0
9	Pulses	0	0	0	0	0
10	Sugar	0	0	0	0	0
11	Cement	0	0	0	0	0
12	Salt	0	0	0	0	0
13	Iron Scrap	0	0	0	0	0
14	Others	2	55	0	0	0
C	BREAK BULK					
1	Iron & Steel	0	0	0	0	0
2	Timber & Logs	0	0	0	0	0
3	Tea & Coffee	0	0	0	0	0
4	Food Grains (excluding pulses)	0	0	0	0	0

(Contd.)



(In '000' tonnes)

S.N.	Commodity	2015-16	2016-17	2017-18	2018-19	2019-20	
1	2	3	4	5	6	7	
5	Pulses	0	0	0	0	0	
6	Sugar	0	0	0	0	0	
7	Cement	0	0	0	0	0	
8	Project Cargo	0	0	0	0	0	
9	Fertilizer	0	0	0	0	0	
10	Automobiles (Tonnes)	0	0	0	0	0	
	(Nos.)	0	1	0	0	0	
11	Others	2	0	64	66	96	
D	CONTAINER (Tonnes)	1953	2094	2038	2126	2324	
	(TEUs)	231182	258594	282476	291246	301268	
E	TRANSHIPMENT						0
1	Container (Tonnes)	306	333	250	297	636	
	(TEUs)	15749	17681	15079	18091	43380	
2	Others (Specify)*	0	0	0	0	0	
	Total	4759	5779	6646	6732	7036	
II	UNLOADED (A+B+C+D)						
A	LIQUID BULK						
1	POL- Crude	12028	14171	16086	16855	13443	
2	POL-Products	1348	1328	1029	1250	1220	
3	LPG/LNG	373	778	506	891	873	
4	Edible Oil	5	15	11	15	0	
5	FRM-Liquid	256	224	390	401	452	
6	Others	159	150	115	156	196	
B	DRY BULK						0
1	Iron Ore (All)					0	
	(a) Pellets	0	0	0	0	0	
	(b) Fine	0	0	0	0	0	
2	Other Ores	0	0	0	0	0	
3	Thermal Coal	44	44	43	0	0	
4	Coking Coal	0	0	0	0	0	
5	Other Coal	0	0	0	0	0	
6	Fertilizer	17	35	15	22	0	

(Contd.)



(In '000' tonnes)

S.N.	Commodity	2015-16	2016-17	2017-18	2018-19	2019-20
1	2	4	5	6	7	8
7	FRM-Dry	235	188	218	184	256
8	Food Grains (excluding pulses)	174	0	0	0	0
9	Pulses	0	0	0	0	0
10	Sugar	0	0	0	0	0
11	Cement	816	784	900	1109	1141
12	Salt	105	94	110	96	70
13	Iron Scrap	0		0	0	0
14	Others	74	221	67	68	166
C	BREAK BULK					
1	Iron & Steel	25	60	50	23	8
2	Timber & Logs	0	0	0	0	0
3	Tea & Coffee	0	0	0	0	0
4	Food Grains (excluding pulses)	0	0	0	0	0
5	Pulses	0	0	0	0	0
6	Sugar	0	0	0	0	0
7	Cement	0	0	0	0	26
8	Project Cargo	3	0	0	0	2
9	Fertilizer	0	0	0	0	0
10	Automobiles (Tonnes)	3	1	0	0	0
	(Nos.)	1970	515	0	0	0
11	Others	1	3	8	32	24
D	CONTAINER (Tonnes)	4275	4933	5577	5908	5955
	(TEUs)	228407	261855	281958	292632	301668
E	TRANSHIPMENT					0
1	Container (Tonnes)	306	333	250	297	636
	(TEUs)	15749	17682	15079	18092	43381
2	Others (Specify)*	0	0	0	0	0
	Total	20248	23359	25376	27307	24468
	GRAND TOTAL (I+II)	25007	29138	32022	34038	31503



**STATEMENT NO. 10
COMMODITY WISE LOADED CARGO RECEIVED BY DIFFERENT MODES OF TRANSPORT**

Port: COCHIN PORT TRUST

Year: 2021-21

**(As on March 2021)
(In Tonnes)**

S.No	Commodity	Received by Rail	Received by Road	Received by IWT	Received through Pipe Line*	Total
1	POL (Crude)	0	0	0	0	0
2	POL (Products)	0	2822	296721	3679378	3978921
3	LPG/LNG	0	0	0	0	0
4	Other Liquid Bulk	0	0	0	0	0
5	Iron Ore	0	0	0	0	0
6	Coking Coal	0	0	0	0	0
7	Thermal Coal	0	0	0	0	0
8	Fertilisers Finished	0	0	0	0	0
9	FRM Dry	0	0	0	0	0
10	Other Dry Bulk	0	0	0	0	0
11	Steel Products	0	0	0	0	0
12	Other Break Bulk	0	97329	0	0	97329
13	Containers	71242	2231846	0	0	2303088
14	All Commodities	71242	2331997	296721	3679378	6379338

* : Into the Storage Farm Tanks in Port area

STATEMENT NO. 11
COMMODITY WISE UNLOADED CARGO DESPATCHED BY DIFFERENT MODES OF TRANSPORT

Port: COCHIN PORT TRUST

Year: 2020-21

(As on March 2021)
(In Tonnes)

S.No	Commodity	Despatched by Rail	Despatched by Road	Despatched by IWT	Despatched through Pipe Line*	Total
1	POL (Crude)	0	0	0	13443017	13443017
2	POL (Products)	0	707744	0	512541	1220285
3	LPG/LNG	0	0	0	872871	872871
4	Other Liquid Bulk	0	606268	41475	0	647743
5	Iron Ore	0	0	0	0	0
6	Coking Coal	0	0	0	0	0
7	Thermal Coal	0	0	0	0	0
8	Fertilisers Finished	0	0	0	0	0
9	FRM Dry	0	0	256222	0	256222
10	Other Dry Bulk	0	1377160	0	0	1377160
11	Steel Products	0	0	0	0	0
12	Other Break Bulk	0	59815	0	0	59815
13	Containers	64041	5869928	0	0	5933969
14	All Commodities	64041	8620914	297697	14828429	23811082

* From Storage Farm Tanks in Port area



**STATEMENT NO. 12
COMMODITY WISE & CATEGORY WISE TRANSIT TRAFFIC OF OTHER COUNTRIES CARGO**

Port: COCHIN PORT TRUST

Year: 2020-21

(As on March 2021)
(000 tonnes)

S.N.	Commodity	Unloaded	Loaded	Total
1	2	3	4	5
A	LIQUID BULK			
1	POL- Crude	13065.33	0	13065.33
2	POL-Products	174.76	1124.05	1298.81
3	LPG/LNG	872.87	0	872.87
4	Edible Oil	0	0	0
5	FRM-Liquid	441.46	0	441.46
6	Others	185.45	0	185.45
B	DRY BULK			
1	Iron Ore (All)			0
	(a) Pellets	0	0	0
	(b) Fine	0	0	0
2	Other Ores	0	0	0
3	Thermal Coal	0	0	0
4	Coking Coal	0	0	0
5	Other Coal	0	0	0
6	Fertilizer	0	0	0
7	FRM-Dry	256.22	0	256.22
8	Food Grains (excluding pulses)	0	0	0
9	Pulses	0	0	0
10	Sugar	0	0	0
11	Cement	0	0	0
12	Salt	0	0	0
13	Iron Scrap	0	0	0
14	Others	166.38	0	166.38
C	BREAK BULK			
1	Iron & Steel	7.70	0.01	7.71
2	Timber & Logs			0
3	Tea & Coffee	0	0	0
4	Food Grains (excluding pulses)	0	0	0
5	Pulses	0	0	0
6	Sugar	0	0	0
7	Cement	25.50	0	25.50
8	Project Cargo	1.87	0	1.87
9	Fertilizer	0.00	0.00	0.00
10	Automobiles (Tonnes)	0	0	0
	(Nos.)	0	0	0
11	Others	24.39	0.12	25
D	CONTAINER (Tonnes)	1679.57	1778.38	3457.95
	(TEUs)	138528	152646	291174
E	TRANSHIPMENT			
1	Container (Tonnes)	299.59	299.59	599.18
	(TEUs)	19826	19826	39652
2	Others (Specify)*			0
	TOTAL (A+B+C+D+E)	17201.09	3202.15	20403.24



STATEMENT NO. 13
NUMBER AND TYPE OF CONTAINER HANDLED

Port: COCHIN PORT TRUST
Year: 2020-21
(As on March 2021)
(In Nos.)

S.No	Item	Type	20Ft. Nos.		40Ft. Nos.		Others		Total		
			Normal	Reefer	Normal	Reefer	Normal	Reefer	Normal	Reefer	
1	2	3	4	5	6	7	8	9	10	11	
A	Loaded	LCL	0	0	0	0	0	0	0	0	0
		FCL	45575	679	41360	8689	0	0	0	86935	9368
		Empty	128790	13	12816	241	0	0	0	141606	254
		Total	174365	692	54176	8930	0	0	0	228541	9622
B	Unloaded	LCL	0	0	0	0	0	0	0	0	0
		FCL	168792	51	40474	2053	0	0	0	209266	2104
		Empty	5463	615	13755	7091	0	0	0	19218	7706
		Total	174255	666	54229	9144	0	0	0	228484	9810
C	Transhipment	LCL	0	0	0	0	0	0	0	0	0
		FCL	26865	20	20881	707	0	0	0	47746	727
		Empty	9902	42	3364	14	0	0	0	13266	56
		Total	36767	62	24245	721	0	0	0	61012	783
D	Grand Total (A+B+C)			385387	1420	132650	18795	0	518037	20215	



STATEMENT NO. 14
CONTAINER CARGO AND TARE WEIGHT OF CONTAINERS HANDLED

Port: COCHIN PORT TRUST

Year: 2020-21

(As on March 2021)

(In tonnes)

Item	Container Cargo	Tare Weight	Total (2+3)
1	2	3	4
1.Loaded	1602078	721618	2323696
2.Unloaded	5232095	722482	5954578
3.Transshipment	1067368	204420	1271788
4. Total (1+2+3)	7901542	1648520	9550063

**STATEMENT NO. 15
INLAND (LANDWARD) CONTAINER MOVEMENT- OUTGOING FROM PORT AFTER UNLOADING FROM SHIP**
Port: COCHIN PORT TRUST
Year: 2020-21
(As on March 2021)

(In Nos.)

Mode	20'			40'			Others			Total(TEUs)		
	Loaded	Empty	Total	Loaded	Empty	Total	Loaded	Empty	Total	Loaded	Empty	Total
1	2	3	4	5	6	7	8	9	10	11	12	13
1. By Rail												
(a) ICD												
No.	2809	1957	4766	38	44	82	0	0	0	2885	2045	4930
Tonnes.	26773	6786	33559	549	40	588	0	0	0	27321	6826	34147
(b) CFS												
No.	0	0	0	0	0	0	0	0	0	0	0	0
Tonnes.	0	0	0	0	0	0	0	0	0	0	0	0
(c) Others												
No.	0	0	0	0	0	0	0	0	0	0	0	0
Tonnes.	0	0	0	0	0	0	0	0	0	0	0	0
2. By Road												
(a) ICD												
No.	0	0	0	0	0	0	0	0	0	0	0	0
Tonnes.	0	0	0	0	0	0	0	0	0	0	0	0
(b) CFS												
No.	0	0	0	0	0	0	0	0	0	0	0	0
Tonnes.	0	0	0	0	0	0	0	0	0	0	0	0

(Contd.)

(In Nos.)

Mode	20'			40'			Others			Total(TEUs)		
	Loaded	Empty	Total	Loaded	Empty	Total	Loaded	Empty	Total	Loaded	Empty	Total
1	2	3	4	5	6	7	8	9	10	11	12	13
(c) Others												
No.	165722	3941	169663	41980	20587	62567	0	0	0	249682	45115	294797
Tonnes.	4697517	7252	4704769	1109098	85956	1195053	0	0	0	5806614	93208	5899822
3. By IWT												
(a) ICD												
No.	0	0	0	0	0	0	0	0	0	0	0	0
Tonnes.	0	0	0	0	0	0	0	0	0	0	0	0
(b) CFS												
No.	0	0	0	0	0	0	0	0	0	0	0	0
Tonnes.	0	0	0	0	0	0	0	0	0	0	0	0
(c) Others												
No.	0	0	0	0	0	0	0	0	0	0	0	0
Tonnes	.0	0	0	0	0	0	0	0	0	0	0	0



**STATEMENT NO. 16
INLAND (LANDWARD) CONTAINER MOVEMENT- INCOMING TO THE PORT FOR LOADING ON TO THE SHIP**

Port: COCHIN PORT TRUST

Year: 2020-21

(As on March 2021)
(In Nos.)

Mode	20'			40'			Others			Total(TEUs)		
	Loaded	Empty	Total	Loaded	Empty	Total	Loaded	Empty	Total	Loaded	Empty	Total
1	2	3	4	5	6	7	8	9	10	11	12	13
1. By Rail												
(a) ICD												
No.	4038	762	4800	16	4	20	0	0	0	4070	770	4840
Tonnes.	32433	875	33308	68	18	86	0	0	0	32500	893	33393
(b) CFS												
No.	0	0	0	0	0	0	0	0	0	0	0	0
Tonnes.	0	0	0	0	0	0	0	0	0	0	0	0
(c) Others												
No.	0	0	0	0	0	0	0	0	0	0	0	0
Tonnes.	0	0	0	0	0	0	0	0	0	0	0	0
2. By Road												
(a) ICD												
No.	0	0	0	0	0	0	0	0	0	0	0	0
Tonnes.	0	0	0	0	0	0	0	0	0	0	0	0
(b) CFS												
No.	0	0	0	0	0	0	0	0	0	0	0	0
Tonnes.	0	0	0	0	0	0	0	0	0	0	0	0

(Contd.)



(In Nos.)

Mode	20'			40'			Others			Total(TEUs)		
	Loaded	Empty	Total	Loaded	Empty	Total	Loaded	Empty	Total	Loaded	Empty	Total
1	2	3	4	5	6	7	8	9	10	11	12	13
(c) Others												
No.	41903	127861	169764	49524	12838	62362	0	0	0	140951	153537	294488
Tonnes.	800003	307570	1107573	1106153	55969	1162122	0	0	0	1906156	363539	2269695
3. By IWT												
(a) ICD												
No.	0	0	0	0	0	0	0	0	0	0	0	0
Tonnes.	0	0	0	0	0	0	0	0	0	0	0	0
(b) CFS												
No.	0	0	0	0	0	0	0	0	0	0	0	0
Tonnes.	0	0	0	0	0	0	0	0	0	0	0	0
(c) Others												
No.	0	0	0	0	0	0	0	0	0	0	0	0
Tonnes.	0	0	0	0	0	0	0	0	0	0	0	0



**STATEMENT NO. 17
PERFORMANCE OF MAJOR PORT**

Port: COCHIN PORT TRUST

Year: 2020-21

(As on March 2021)

S.N.	Item	Dry Bulk		Liquid Bulk	Break Bulk	Container	All
		Mech.	Conv.				
1	No. of Vessels Sailed - (Total No.)	98	7	406	23	563	1097
a)	At Berth- (No.)	98	7	406	23	563	1097
	(i) Overseas	8	5	210	22	324	569
	(ii) Coastal	90	2	196	1	239	528
b)	At Stream- (No.)						0
2	Total Cargo Traffic Handled - (000 Tonnes)	13,88,599	2,36,579	2,01,62,838	1,65,346	95,50,063	3,15,03,425
a)	At Berth - (000 Tonnes)	13,88,599	2,36,579	2,01,62,838	1,65,346	95,50,063	3,15,03,425
3	Pre Berthing Waiting Time(Hrs)-Total	733.83	10.62	10673.01	110.99	5231.58	16760.03
a)	Pre Berthing Waiting Time(Hrs)-Port a/c	0.00	0.00	0.00	0.00	0.00	0.00
b)	Pre Berthing Waiting Time(Hrs)-Non Port a/c	733.83	10.62	10673.01	110.99	5231.58	16760.03
4	Working Time (Hrs)	4171.87	529.21	10239.34	949.31	8566.84	24456.57
5	N.W Time at working berth(Hrs)-Total	1020.93	422.71	5020.69	353.12	1955.89	8773.34
a)	N.W Time at working berth(Hrs)-Port a/c	5.55	11.75	28.37	19.08	960.62	1025.37
b)	N.W Time at working berth(Hrs)-N.P a/c	1015.38	410.96	4992.32	334.04	995.27	7747.97
6	Time at Non working berth(Hrs)-Total	542.72	0.00	618.39	15.99	430.45	1607.55
a)	Time at Non working berth(Hrs)-Port a/c	0.00	0.00	0.00	0.00	0.00	0.00
b)	Time at Non working berth(Hrs)-N.P a/c	542.72	0.00	618.39	15.99	430.45	1607.55
7	Navigation Time (Hrs)-Total	391.46	28.26	2615.19	81.11	1104.83	4220.85
a)	Inward Movement (Hrs)	209.88	14.83	1350.01	41.09	582.04	2197.85
b)	Outward Movement (Hrs)	181.58	13.43	1265.18	40.02	522.79	2023.00
8	Shifting Time	24.31	0.00	161.66	13.42	46.88	246.27
9	Turn Round Time (Hrs)-Total	6885.12	990.80	29328.28	1523.94	17336.47	56064.61
a)	Turn Round Time (Hrs)-Port a/c	4593.19	569.22	13044.56	1062.92	10679.17	29949.06
b)	Turn Round Time (Hrs)-N.P a/c	2291.93	421.58	16283.72	461.02	6657.30	26115.55
10	TRT-Boarding to Deboarding (Hrs)	6151.29	977.41	18655.27	1412.95	12104.89	39304.58

Note: Performance parameters are to be compiled for berthed vessels only. Vessels handled at stream are not to be included.

Note: N.W- Non-working.

N.P a/c- Non-port a/c

Mech. - Mechanically Handled .

Conv.- Conventionally handled.

STATEMENT NO. 18
PERFORMANCE OF MAJOR PORT



Administration Report & Annual Accounts 2020-21

Port: COCHIN PORT TRUST		Year: 2020-21					(As on March 2021)	
S.No	Item	Container	Break Bulk	Dry Bulk		Liquid Bulk	Total	
				Mechanical	Conventional			
1	2	3	4	5	6	7	8	
1	Number of Cargo Ships sailed	563	23	98	7	406	1097	
2	Cargo handled (in tonnes)	95,50,063	1,65,346	13,88,599	2,36,579	2,01,62,838	3,15,03,425	
3	Average Parcel Size (in tonnes)	16,963	3,012	14,169	36,457	49,035	28415	
4	Average Turn Round Time (in Hrs)	30.79	66.26	70.26	141.54	72.24	51.11	
5	Average Stay at Working Berth (in Hrs)	18.69	56.63	52.99	135.99	37.59	30.29	
6	Average Pre-berthing Waiting Time (in Hrs)	9.29	4.83	7.49	1.52	26.29	15.28	
	(a) Port Account	0.00	0.00	0.00	0.00	0.00	0.00	
	(b) Non Port Account	9.29	4.83	7.49	1.52	26.29	15.28	
7	Average Non-working Time (in Hrs)	3.48	15.35	10.42	60.39	12.37	7.99	
	(a) Port Account	1.71	0.83	0.06	1.68	0.07	0.93	
	(b) Non Port Account	1.77	14.52	10.36	58.71	12.30	7.06	
8	Percentage of Non-working Time at Working Berth (in Hrs)	18	27	18	44	31	25	
9	Average Output Per Ship birthdays (in Tonnes)	21,782	1,277	6,418	6,434	31,310	22,513	

Note: Non-Cargo Vessels like bunkering, naval, repair and survey vessels are excluded.

**STATEMENT NO. 19
DISTRIBUTION OF PRE-BERTHING WAITING TIME**

Port: COCHIN PORT TRUST

Year: 2020-21

**(As on March 2021)
(in Hrs)**

S.No	Item	Container		Break Bulk	Dry Bulk		Liquid Bulk	Total
		Cellular	Combination		Mechanical	Conventional		
1	2	3	4	5	6	7	8	9
A	Port Account							
1	Non-Availability of							
	(i) Berth							0.00
	(ii) Tug Craft							0.00
	(iii) Pilot							0.00
2	Strike/Stoppage							0.00
3	Night Navigation Restriction							0.00
4	Draft Restriction							0.00
5	Others							0.00
B	Non-Port Account							
1	Ships Account	110.30					26.95	137.25
2	Shippers Account	3545.89					2849.21	6395.09
3	Agents Option	791.86		78.61	178.60	4.24	3418.84	4472.14
4	Want of Ullage				370.31		3580.63	3950.93
5	Documents not ready							0.00
6	Tidal Restrictions	40.36			124.95	6.38	571.97	743.66
7	Weather Restriction							0.00
8	Want of Cargo							0.00
9	Labour Holidays/Recess							0.00
10	Power Failure							0.00
11	Cargo Lashing							0.00
12	Others	743.17		32.38	59.98		225.42	1060.95
	Total	5231.58	0.00	110.99	733.84	10.62	10673.01	16760.03

Note: 1. Lash and Ro-Roo be included in Break Bulk

[Ports may published data as per their importance of reasons. However information as per the formate is to be uniformly provided to TRW & IPA.]



**STATEMENT NO. 20
DISTRIBUTION OF NON-WORKING TIME AT WORKING BERTH**

Port: COCHIN PORT TRUST

Year: 2020-21

(As on March 2021)

(In Hrs.)

S. No.	Item	Container		Break Bulk	Dry Bulk		Liquid Bulk	Total
		Cellular	Combination		Mechanical	Conventional		
1	2	3	4	5	6	7	8	9
A	Port Account							
(a)	Working Berth							
1	Non-Availability of Equipment	0	0	0	0	0	0	0.00
2	Equipment Breakdown	322.33	0	0	0	0	0	322.33
3	Absence of workers	0	0	0	0	0	0	0
4	Strike/Stoppage	0	0	0	0	0	0	0
5	Shed Congestion	0	0	0	0	0	0	0
6	Power Failure	19.58	0	0	0	0	0	19.58
7	Hatch opening/ closing	0	0	0	0	0	0	0.00
8	Labour Holidays	0	0	0	0	0	0	0
9	Night Navigation Restrictions	0	0	0	0	0	0	0
10	Others	270.05	0	0	0	0.00	0	270.05
(b)	Time spent at Non-working berth	0	0	0	0	0	0	0
B	Non-Port Account							
(a)	Working Berth							
1	Ships account	467.52	0	42.39	149.10	19.74	1048.71	1727.45
2	Shippers account	274.19	0	28.35	0	0	1929.00	2231.53
3	Agents option	137.38	0	37.08	170.40	68.75	0.00	413.61
4	Absence of non-port workers	0	0	0	0	0	0	0
5	For want of cargo	0	0	0	0	0	0	0
6	Departure Formalities	0	0	30.24	246.64	0	1874.49	2151.36
7	Weather restriction	208.08	0	152.59	62.15	259.15	83.13	765.11
8	Holiday	0	0	0	0	0	0	0
9	Lack of Storage / silos	0	0	0	92	0	0	92
10	User equipment repair	0	0	0	64	0	34.29	98.06
11	Shore Clearance	0	0	0	0	0	0	0
12	Others	256.77	0	62.47	236.56	75.07	51.07	681.94
(b)	Time spent at Non-working berth	430.45	0	15.99	542.72	0	618.39	1607.55
	Total							
(a)	Working berth [A(a)+B(a)]	1955.89	0	353.12	1020.93	422.71	5020.69	8773.33
(b)	Non-working berth [A(b)+B(b)]	430.45	0	15.99	542.72	0.00	618.39	1607.55

[Ports may publish data as per their importance of reasons. However information as per the format is to be uniformly provided to TRW & IPA.

**STATEMENT NO. 21
COMMODITY-WISE PERFORMANCE INDICATORS**



(As on March 2021)

Year: 2020-21

Port: COCHIN PORT TRUST

S.No	Commodity	No. of Vessels Sailed*	Cargo handled (Tons)*	Turn Round Time (Days)		Pre-berthing Detention (Days)		Stay at Working Berth (Days)*		
				Total	Time-spent on non-port a/c reasons	Total	Non-port a/c reasons	Total	Working Time	Non-working Time
1	2	3	4	5	6	7	8	9	10	11
1	POL (Crude)	90	13443017	165.22	21.89	65.82	65.82	136.19	94.58	41.62
2	POL (Products)	227	5199206	504.67	163.18	159.80	159.80	350.13	238.54	111.59
3	LPG/LNG	13	872871	16.76	10.61	8.26	8.26	14.42	13.66	0.76
4	Other Liquid Bulk	76	647743	90.67	38.11	29.84	29.84	135.08	79.86	55.22
5	Iron Ore	0	0	0	0.00	0.00	0.00	0.00	0.00	0.00
6	Coking Coal	0	0	0	0.00	0.00	0.00	0.00	0.00	0.00
7	Thermal Coal	0	0	0	0.00	0.00	0.00	0.00	0.00	0.00
8	Fertilisers & FRM	8	256222	69.01	38.83	2.93	2.93	46.69	14.94	31.75
9	Other Dry Bulk	97	1377160	228.05	43.22	27.97	27.97	209.35	180.95	28.39
10	Steel Products	8	9198	16.02	6.57	0.13	0.13	14.71	13.76	0.96
11	Other Break Bulk	15	147945	42.81	8.01	4.51	4.51	39.52	25.80	13.72
12	Containers	563	9550063	504.37	59.41	217.98	217.98	438.45	356.95	81.50
13	All Commodities	1097	31503425	1637.69	389.81	698.33	698.33	1384.58	1019.02	365.56

* 1. Cargo handled should correspond to those vessels which have been sailed .

2. Stream handling may be excluded but should be shown separately in brackets in respective cells.



**STATEMENT NO. 22
COMMODITY-WISE PERFORMANCE INDICATORS**

Port: COCHIN PORT TRUST

Year: 2020-21

(As on March 2021)

S.No	Commodity	No. of Vessels Sailed	Cargo handled (Tons)	Average Turn Round Time (Days)	Average Pre-berthing Waiting Time (Days)	Average Output per Ship Berth Day (Tonnes)
1	2	3	4	5	6	7
1	POL (Crude)	90	13443017	4.57	2.74	98707
2	POL (Products)	227	5199206	2.93	0.70	12708
3	LPG/LNG	13	872871	1.93	0.64	60546
4	Other Liquid Bulk	76	647743	1.59	0.39	8514
5	Iron Ore	0	0	0	0	0
6	Coking Coal	0	0	0	0	0
7	Thermal Coal	0	0	0	0	0
8	Fertilisers Finished & FRM Dry	8	256222	8.94	0.38	5488
9	Other Dry Bulk	97	1377160	2.65	0.28	6578
10	Steel Products	8	9198	2.05	0.02	625
11	Other Break Bulk	15	147945	3.14	0.30	3743
12	Containers	563	9550063	1.28	0.39	21782
13	All Commodities	1097	3,15,03,425	2.13	0.64	22513

**STATEMENT NO. 23
BERTH OCCUPANCY**

Port: COCHIN PORT TRUST

Year: 2020-21

(As on March 2021)

S. No.	Berth	No. of Days		Percentage of Occupancy
		Available	Occupied	
1	Q1	330	117.44	36
2	Q2	330	0.00	0
3	Q3	330	0.00	0
4	Q4	330	127.33	39
5	Q5	330	179.93	55
6	Q6	330	120.28	36
7	Q7	330	100.15	30
8	Q8	330	123.47	37
9	Q9	330	102.74	31
10	Q10	330	145.12	44
11	BTP	330	148.34	45
12	NCB	330	135.94	41
13	COT	330	173.61	53
14	NTB	330	135.47	41
15	STB	330	13.36	4
16	SCB	330	4.04	1
17	SPM	330	124.98	38
18	LNG	330	17.84	5
19	V2	330	223.28	68
20	V3	330	225.29	68
21	UTL	330	535.05	100*
Grand Total		6930	2753.66	40

* Berth Occupied by Multiple Vessels

STATEMENT NO. 24
AVAILABILITY OF CARGO HANDLING EQUIPMENTS

Port: COCHIN PORT TRUST

Year: 2020-21

(As on March 2021)

S.No	Description of Equipment	Number of Equipment	Required to meet the Traffic		Short Supply Due to (Percentage)					Number of Unit Overhauled	Number of Unit underwent Major Repair	Remarks
			Average Demand per day (No)	Average Supply per day (No)	Absentism of Staff	Shortage of Equipment	Equipment Break Down	Stoppage of work	Others			
1	Harbour Mobile Crane	1 No	1 No	1 No	Nil	0.00%	Nil	7.30%	Nil	Nil	Nil	Availability = 92.69%
2	Fork Lift Trucks	6 Nos	6 Nos	6 Nos	Nil	1.00%	Nil	4.22%	Nil	Nil	Nil	Availability = 94.78%
3	Reach Stacker	2 Nos	2 Nos	2 Nos	Nil	20.90%	Nil	3.43%	Nil	Nil	Nil	Availability = 75.66%



**STATEMENT NO. 25
SHORE LABOUR PRODUCTIVITY**

(As on March 2021)

Year: 2020-21

Port: COCHIN PORT TRUST

Datum Line	Cargo	No. of hooks worked	Hooks hrs worked	Effective hooks hrs worked	Man hrs worked	Effective man hrs worked	Tonnage Handled	Average Productivity (Tonnes)				
								Per hook	Per hook hour	Per effective hook hour	Per man hour	Per effective man hour
1	2	3	4	5	6	7	8	9	10	11	12	13
A. Unloaded												
1.	ALUMINA IN JUMBO BAGS	74	588	497	6801	5730	22001	297.32	37.45	44.26	3.24	3.84
2.	CEMENT	67	535	504	5120	4820	25500	380.60	47.64	50.57	4.98	5.29
3.	CLINKER IN BULK	218	1738	1623	9654	8988	144656	663.56	83.26	89.11	14.98	16.09
4.	DEFENCE CARGO	24	185	137	2375	1761	1891	78.78	10.25	13.78	0.80	1.07
5.	ILMINITE SAND	38	300	256	1964	1680	21723	571.65	72.53	84.89	11.06	12.93
6.	METALS & METAL PRODUCTS	52	413	319	4298	3255	9671	185.97	23.43	30.33	2.25	2.97
7.	SALT IN BULK	118	942	883	4915	4588	70200	594.92	74.50	79.50	14.28	15.30
	Total(A)	591	4699	4220	35127	30822	295641	500.24	62.91	70.06	8.42	9.59
B. Loaded												
1.	BBOTHS	6	43	43	531	531	39	6.57	0.93	0.93	0.07	0.07
2.	MACHINERY	1	7	7	91	91	92	92.00	13.14	13.14	1.01	1.01
3.	METALS & METAL PRODUCTS	9	70	50	904	651	800	88.94	11.52	15.98	0.89	1.23
	Total(B)	16	119	100	1526	1273	932	58.24	7.83	9.36	0.61	0.73
	Grand Total (A+B)	607	4818	4319	36653	32096	296573	488.59	61.55	68.66	8.09	9.24

Note: Tonnage handled is in respect of ships sailed during a period.



**STATEMENT NO. 26
DOCK LABOUR PRODUCTIVITY**

Port: COCHIN PORT TRUST

Year: 2020-21

(As on March 2021)

Sl. No	Commodities	No. of hooks worked	Hooks Hrs/ Effective hooks hrs	Man Hrs/ Effective man hrs	Tonnage Handled	Average Productivity (Tonnes)		
						Per hook	Per hook hour	Per man hour
A. Break Bulk								
1	ALUMINA IN JUMBO BAGS	74	497	5730	22001	297.32	44.26	3.84
2	BBOTTERS	6	43	531	39	6.57	0.93	0.07
3	DEFENCE CARGO	24	137	1761	1891	78.78	13.78	1.07
4	MACHINERY	1	7	91	92	92.00	13.14	1.01
5	METALS & METAL PRODUCTS	61	369	3906	10471	171.66	28.38	2.68
6	CEMENT	67	504	4820	25500	380.60	50.57	5.29
Total [A]		233	1557	16840	59995	257.49	38.53	3.56
B. Dry Bulk								
1	CLINKER IN BULK	218	1623	8988	144656	663.56	89.11	16.09
2	ILMINITE SAND	38	256	1680	21723	571.65	84.89	12.93
3	SALT IN BULK	118	883	4588	70200	594.92	79.50	15.30
Total [B]		374	2762	15256	236578	632.56	85.64	15.51
Total(A + B)		607	4319	32096	296573	488.59	68.66	9.24

Note: Tonnage handled is in respect of ships sailed during a period.



STATEMENT NO. 27
AVAILABILITY & UTILIZATION OF EQUIPMENTS (OTHER THAN CONTAINER HANDLING)

Port: COCHIN PORT TRUST

Year: 2020-21

(As on March 2021)

S. No.	Item	Mobile Crane	Wharf Crane	Fork Lift Truck	Pay Loaders	Tractor/ Trailer	Locomotive	Others Mobile Harbour Crane
1	No. of Equipment			6				1
2	Capacity of Equipment (No. with Unit)			5 Nos. of 3T capacity & 1 No. of 5T capacity				40T
3	Total No. of Gross Hrs available (No. of Days x No. of Equipmentx24#)			24880.5				8208
4	Not available Hrs due to:							
	(i) Overhaul & maintenance			1050				600
	(ii) Break down			249				0
	(iii) Holidays & offtime							
	(iv) Others							
5	Not available working Hrs.(3-4)			23581.5				7608
6	% Availability (7/3)x100			94.78				92.69
7	Actual working Time			11890				405.5
8	% Utilisation on the basis of:							
	(a) Gross Available Hrs. (7/3)x100			47.79				4.94
	(b) Net Available Hrs. (7/5)x100			50.42				5.33
9	Utilisation Norms			35%				35%

Note:- 1. No. of Days : No. of Days the dock is working

2. No. of Equipment : All Equipment available with the Deptt.

3. Overhaul & maintenance : Preventive maintenance and periodical overhauls only.

4. Breakdown : The equipment is not working for more than 15 minutes.

: If the port is working in two shifts, then 16 hours may be considered instead of 24 hours.

STATEMENT NO. 28
AVAILABILITY & UTILIZATION OF CONTAINER HANDLING EQUIPMENT

Port: COCHIN PORT TRUST

Year: 2020-21

(As on March 2021)

Sl. No	Item	Quay side Gantry Crane	Rubber Tyred Gantry Crane	Rail mounted Gantry Crane	Tata P & H Crane	Top Lift Truck	Fork Lift Truck/Front End Loader	Reach Truck	Tractor Trailer
1	2	3	4	5	6	7	8	9	10
1	Fleet Strength	4	15				3	2	
	Capacity/Equipment	70	40				8	40	
2	Total possible equipment Hrs (24@ X No. of Days X No. of Equipments)	35040	131400				26280	17520	
3	Hrs lost due to scheduled maintenance	2235.83	4208.81				259.85	206.72	
4	Hrs lost under break down	54.31	115.49				69.19	26.59	
5	Hrs lost due to recess	0	0				0	0	
6	Actual equipment available Hrs. (2-(3+4+5))	32749.86	127075.70				25950.96	17286.69	
7	% Availability (6/2)*100	93.46	96.71				98.75	98.67	
8	Hrs actually worked during the month	18825.06	79632				12838	4358	
9	% Utilisation on the basis of								
(a)	Availability Hrs. (8/6)*100	57.48	62.67				49.47	25.21	
(b)	Total possible Equipment Hrs. (8/2)*100	53.72	60.60				48.85	24.87	
10	Utilisation Norms								

Definitions : 1. No. of Days : No. of Days the dock is working

2. No. of Equipment : All Equipment available with the Deptt.

3. Scheduled maintenance : Preventive maintenance and periodical overhauls only

4. Recess : Meal Breaks notified by the Port

5. Breakdown : The equipment is not working for more than 15 mts.

@: If the port is operating in two shifts, then 16 hours may be considered.

**STATEMENT NO. 29**
PERFORMANCE OF CONTAINER HANDLING EQUIPMENT

Port: COCHIN PORT TRUST

Year: 2020-21

(As on March 2021)

S. No.	Item	Quayside Gantry Crane	Rail mounted Gantry Crane	RTG Crane
1	2	3	4	5
1	Total No. of Equipment	4		15
2	Total No. of Shifts worked	730		730
3	Total No. of Equipment working hrs. (Completion time-commencement time)	18825.06		79632
4	Total No. of Containers Handled	499155		741419
5	No. of Containers Handled per working hour (4/3)	26.52		9.31
6	Total Idle time	4050.06		37998
7	Total No. of hrs. actually worked (3-6)	14775		41634
8	Total No. of Containers Handled per actual worked hour (4/7)	33.78		17.81



**STATEMENT NO. 30
PERFORMANCE OF DREDGER**

Port: COCHIN PORT TRUST

Year: 2020-21

(As on March 2021)

S. No.	Particulars	Unit	Name of Dredger(s)					Remarks
			GHD NS (Port Dredger)	DCI-' DREDGE- XV' (Hired)	DCI-' DREDGE- VIII' (Hired)	DCI-' DREDGE- XI' (Hired)	DCI-' DREDGE- XXI' (Hired)	
1	2	3			4			5
1	Quantity dredged	Lakh m ³	4.215	151.45	27.563	54.241		Dredging for maintenance of the channels and basins in Cochin Port for the year 2020-21 was carried out by DCIL, on contract (Lumpsum). The dredging was done by deploying two TSH dredgers Dredge XV and Dredge VIII / XI continuously throughout the year. Total quantity of material dredged and disposed during the year 2020-21 is 233 Lakh cum.(at a density of 1.30t/cum.) The Lumpsum contract amount for the year 2020-21 was Rs. 83.90crores.
2	Working days	Days	264.5	322	90	241		
3	Non-Working days			43	9	28		
	a) Sunday & Holidays	Days	68	-	-			
	b) Dry-docking	Days	Nil	-	-			
	c) Over-haul	Days	5	-	-			
	d) Repairs, Maintenance & Bunkering	Days	8					
	e) Bad Weather	Days	Nil	-	-			
	f) Crew shortage	Days	18.5	-	-			
	g) Others (Lock Down)	Days	1	-	-			
4	Total Days (2+3)	Days	365					
5	Quantity dredged per working day		1500/3000					
6	Rate per Cu.m. of dredging	m ³	425					
	a) Including depreciation & Interest	Rs.	N A	NA	NA	NA		
	b) Excluding depreciation & Interest	Rs.	N A	NA	NA	NA		

**STATEMENT NO. 31
NUMBER, TYPE AND SIZE OF SHIPS SAILED**

Port: COCHIN PORT TRUST

Year: 2020-21

(As on March 2021)

S. No.	Category of Ships	No. of Ships Sailed	NRT	GRT	DWT
A	Cargo Operation				
1	Container	563	92,62,515	1,75,25,898	2,19,81,703
	(a) Cellular	563	92,62,515	1,75,25,898	2,19,81,703
	(b) Combination				
2	Break Bulk	23	94,665	2,05,215	2,77,038
3	Dry Bulk				
	(a) Mechancial	98	5,30,896	13,61,536	20,08,644
	(b) Conventional	7	93,584	1,66,124	2,76,057
4	Liquid Bulk	406	96,68,661	1,81,53,873	3,10,84,809
5	Lash				
6	Ro-Ro				
	Total	1097	1,96,50,321	3,74,12,646	5,56,28,251
B	Passenger Carriers	332	4,31,619	13,79,642	6,16,656
C	Others	46	4,03,914	7,40,645	6,03,867
D	Grand Total	1475	2,04,85,854	3,95,32,933	5,68,48,774



**STATEMENT NO. 32
PASSENGER TRAFFIC AT MAJOR PORT**

Port: COCHIN PORT TRUST

Year: 2020-21

(As on March 2021)
(In Nos.)

Year	Overseas		Coastal			Total			
	Emarked 1	Dis embarked 2	Total 3	Emarked 4	Dis embarked 5	Total 6	Emarked 7	Dis embarked 8	Total 9
2015-16	31610	35541	67151	88975	95523	184498	120585	131064	251649
2016-17	54789	54265	109054	97522	102404	199926	152311	156669	308980
2017-18	44232	45337	89569	92045	98371	190416	136277	143708	279985
2018-19	57699	57555	115254	98396	107451	205847	156095	165006	321101
2019-20	61478	61352	122830	98660	113137	211797	160138	174489	334627
2020-21	0	0	0	17640	22922	40562	17640	22922	40562

**STATEMENT NO. 33
ACCIDENTS AT MAJOR PORT**

Port: COCHIN PORT TRUST

Year: 2020-21

 (As on March 2021)
(In Nos.)

S.No	Causation	Fatal		Non-Fatal		Total	
		Port Area	Non-Port Area	Port Area	Non-Port Area	Port Area	Non-Port Area
1	2	3	4	5	6	7	8
1	Persons falling	Nil	Nil	1	Nil	1	Nil
2	Falling of objects	1	Nil	Nil	Nil	1	Nil
3	Stepping on, striking against or struck by objects	Nil	Nil	1	Nil	1	Nil
4	Caught in between objects	Nil	Nil	Nil	Nil	Nil	Nil
5	Over-exertion or wrong movements	Nil	Nil	Nil	Nil	Nil	Nil
6	Exposer to or contact with extreme temperature	Nil	Nil	Nil	Nil	Nil	Nil
7	Explosions	Nil	Nil	Nil	Nil	Nil	Nil
8	Exposure to or contact with harmful substances including radiation	Nil	Nil	Nil	Nil	Nil	Nil
9	Other cases	Nil	Nil	Nil	Nil	Nil	Nil
	Total	1	Nil	2	Nil	3	Nil



**STATEMENT NO. 34
EMPLOYMENT AT MAJOR PORT**

A. Employment at Major Port (As on 31st March)

Port: COCHIN PORT TRUST

Year: 2020-21

(As on March 2021)

Officers		Non-Cargo Handling Workers			Cargo Handling Workers Other than Shore Workers		Shore Worker	Casual Worker	Total
Class I	Class II	Class III	Class IV	Others	Class III	Class IV			
1	2	3	4	5	6	7	8	9	10
96	86	867	71	-	99	27	-	-	1246

B. Employment at Dock Labour Boards of Major Port (As on 31st March)

Port: COCHIN PORT TRUST

Year: 2020-21

(As on March 2021)

DLB Employment					Dock Workers				Grand Total
Class I	Class II	Class III	Class IV	Total	Registered	Listed	Others	Total	
1	2	3	4	5	6	7	8	9	10
NIL									

C. Mandays Lost at Major Port

Port: COCHIN PORT TRUST

Year: 2020-21

(As on March 2021)

Mandays Employed			Mandays Lost				Mandays Lost per 1000 Mandays Employed		
PE	DE	Total	Reason	PE	DE	Total	PE	DE	Total
1	2	3	4	5	6	7	8	9	10
436468	0	436468	Strike on 26.11.2020	437	0	437	1.00	0.00	1.00

PE: Port Employee/Worker

DE: DLB Employee/Worker



STATEMENT NO. 35 INCOME & EXPENDITURE OF MAJOR PORT

Port: COCHIN PORT TRUST

Year: 2020-21

(As on March 2021)
(Rs. In crores)

S. No.	Head	Current Year	Previous Year
1	2	3	4
1	Income		
A	Operating Income		
a	Cargo handling(excluding royalty income)		
	(i) Petroleum, Oil and lubricants	95.67	107.45
	(ii) Others	30.85	25.84
b	Vessel related income	320.06	293.89
c	Railway earning	-	-
B	Estate Income	106.27	109.62
2	Expenditure		
A	Operating Expenditure		
a	Cargo handling		
	(i) Petroleum, Oil & Lubricants	7.13	7.58
	(ii) Others	45.75	46.80
b	Vessel related expenditure	155.26	152.33
c	Railway expenditure	-	-
B	Estate Non-operating Expenditure	135.29	149.16
3	Operating Surplus (1A-2A)	238.45	220.47
4	Finance & Miscellaneous Income	43.66	43.20
5	Royalty Income	130.46	112.23
6	Finance & Miscellaneous Expr	376.35	315.05
7	Total Income(1+4+5)	726.98	692.23
8	Total Expenditure(2+6)	719.78	670.93
9	Net Surplus (7-8)	7.20	21.30

- Note: 1. Operating Expenditure to be apportioned as recommended in concepts and definitions.
2. Operating Income and expenditure of all commodities whose share in total cargo handled is more than 15% is to be separately furnished. For remaining commodities, information may be included in others.



STATEMENT NO. 36
APPLICATION OF FUNDS & OTHER FINANCIAL STATISTICS

Port: COCHIN PORT TRUST

Year: 2020-21

(As on March 2021)
(Rs. In crores)

S.No	Head	Current Year	Previous Year
1	2	3	4
A	Fixed Operating Assets (Net Block)		
a	Cargo handling & storage	147.38	129.68
b	Port & dock facilities	106.06	111.99
c	Railway	-	-
d	Estate (Operating assets)	37.55	38.19
e	Management & General Administration	87.06	90.75
	Total Net Block	378.05	370.61
B	Capital Work in Progress	3.71	28.23
C	Investments*	1.15	1.15
D	Current Assets	502.97	370.23
E	Current Liabilities	799.47	694.21
F	Net Current Assets (D-E)	(296.50)	(323.98)
G	Capital Expenditure under PPP		
a	By Port		
	(i) For land acquisition		
	(ii) Other capital expenditure		
b	By Private operators)		
	(i) For land acquisition		
	(ii) Other capital expenditure	5289.67	5289.06
H	Capital Employed (Net)	-90.04	-127.55

* Investments excluding Statutory investments like PF, Pension, Gratuity, Leave encashment etc.

**STATEMENT NO. 37
OPERATING EXPENDITURE BY HEAD OF EXPENDITURE**

Port: COCHIN PORT TRUST

Year: 2020-21

(As on March 2021)
(Rs. In crores)

S. No.	Head	2020-21	2019-20
1	2	3	4
A	Operating expenditure		
1	Salaries & wages	143.15	150.34
2	Stores	21.95	16.09
3	Operation/Maintenance	108.75	115.19
4	Electricity	25.38	26.78
5	Depreciation	20.29	18.67
6	Security	16.33	16.84
7	Medical	3.04	3.69
8	Office administration	4.55	8.29
9	Other expenditure	-	-
	Total Operating expenditure	343.43	355.87
B	Management band General Administration expenditure as per PL Account	112.12	122.08

**STATEMENT NO. 38
FINANCIAL DATA OF PRIVATE TERMINAL OPERATOR**

Name of Terminal Operator : INDIA GATEWAY TERMINAL PRIVATE LIMITED

Port: COCHIN PORT TRUST

Year: 2020-21

(As on March 2021)
(Rs. In crores)

S.No	Head	2020-2021	2019-2020
1	2	3	4
1	Operating Income		
a	Cargo handling(excluding royalty income)	345.54	296.29
b	Vessel related income		
	Total Operating Income	345.54	296.29
2	Operating Expenditure		
a	Cargo handling	263.28	315.78
b	Vessel related expenditure		
	Total Operating Expr	263.28	315.78
3	Total Income(1+4+5)	345.54	296.29
4	Total Expenditure(2+6)	-	-
5	Capital Expenditure under PPP	0.61	6.63
	(i) For land acquisition		
	(ii) Other capital expenditure	0.61	6.63
6	Net Capital Employed	-112.45	-196.08

Note:1. Operating expenditure to be apportioned as recommended in concepts and definitions
2. Separate data for each terminal operator at a Major Port be furnished.



**STATEMENT NO. 39
FINANCIAL INDICATORS**

Port: COCHIN PORT TRUST

Year: 2020-21

(As on March 2021)
(Rs. In crores)

S. No.	Description	Current Yr	Previous Yr
1	2	3	4
1	Return on Capital		
a	Capital Employed (Excl Work-in-progress)	-90.04	-127.55
b	Net surplus before Tax	7.20	21.30
c	RoCE including Royalty income (1b/1a)	-0.08	-0.17
d	Net surplus before Tax (excl Royalty income)	-123.26	-90.93
e	RoCE excluding Royalty income (1d/1a)	1.37	0.71
f	Profit Ratio (Net surplus/Total income)	0.01	0.03
g	Turnover Ratio (Net Surplus/Operating income)	0.01	0.03
2	Operating Ratio		
a	Operating Expenditure	343.43	355.87
b	Operating Income	683.32	649.03
c	Operating Ratio (2a/2b) %	50.26	54.83
3	Ratio of Cost of Earnings (activity-wise) (percentage of Cost to Earnings)		
a	Cargo Handling and Storage	0.42	0.41
b	Port and Dock Facilities for Shipping	0.49	0.52
c	Railway Workings	-	-
d	Rentable Lands and Buildings	0.22	0.25
A	Direct Cost (excl Depn & Over heads)		
a	Cargo Handling and Storage	44.84	47.62
b	Port and Dock Facilities for Shipping	149.33	146.34
c	Railway Workings	-	-
d	Rentable Lands and Buildings	21.46	25.39
B	Total Cost (incl Depn & Over heads)		
a	Cargo Handling and Storage	52.88	54.38
b	Port and Dock Facilities for Shipping	155.26	152.33
c	Railway Workings	-	-
d	Rentable Lands and Buildings	23.18	27.09



**STATEMENT NO. 40
CAPITAL EXPENDITURE ON PLAN AND NON-PLAN SCHEMES**

Port: COCHIN PORT TRUST

Year: 2020-21

(As on March 2021)
(Rs. In crores)

Sl No	Description	Current Year 2020-21						Cumulative upto 31.03.2021			
		Approved outlay 2019-2020	Internal Resources	Budgetary Support	Others (specify)	Total	Internal Resources	Budgetary Support	Others (specify)	Total	
1	2	3	4	5	6	7	8	9	10	11	
A	Plan Works										
1	Construction of Sub-way (B.S)	0.00	0.00	0.16	0.00	0.16	0.00	28.05	0.00	28.05	
2	Construction of Rail Over Bridge at Vallarpadam (B.S)	0.00	0.00	0.00	0.00	0.00	0.00	26.18	0.00	26.18	
3	Refurbishment of Coastal Liquid Terminal (B.S)	0.00	0.00	0.00	0.00	0.00	0.00	18.35	0.00	18.35	
4	R&D Studies - Study on siltation for implementation of nautical depth concept in CoPT (B.S)	0.00	0.00	0.00	0.00	0.00	0.00	10.93	0.00	10.93	
5	Capital dredging for creation of berth basin for ICTT - Phase-III (Extension of length of basin by 300m) (BS)	0.00	0.00	0.00	0.00	0.00	0.00	0.00	0.00	0.00	
6	Reconstruction of STB	0.00	0.00	0.00	0.00	0.00	0.00	0.00	0.00	0.00	
7	Replacement and modification of cargo handling equipment	0.00	0.00	0.00	0.00	0.00	21.95	0.00	0.00	21.95	
8	Development at SEZ area	0.00	0.00	0.00	0.00	0.00	0.92	0.00	0.00	0.92	
	a) Construction of Administrative & Commercial offices and related establishment cost at PBSEZs	0.00	0.00	0.00	0.00	0.00	0.00	0.00	0.00	0.00	
	a) (ii) Providing additional facilities at Administrative office building at Puthuvyppeen, SEZ	0.00	0.00	0.00	0.00	0.00	0.29	0.00	0.00	0.29	
	b) Providing common infrastructure facilities at SEZ	0.05	0.00	0.00	0.00	0.00	20.91	0.00	0.00	20.91	
	c) Land Development at PBSEZs	0.01	0.00	0.00	0.00	0.00	1.09	0.00	0.00	1.09	
	d) Land Acquisition	0.01	0.00	0.00	0.00	0.00	0.00	0.00	0.00	0.00	

(Contd.)



SI No	Description	Current Year 2020-21					Cumulative upto 31.03.2021				
		Approved outlay 2019-2020	Internal Resources	Budgetary Support	Others (specify)	Total	Internal Resources	Budgetary Support	Others (specify)	Total	
1	2	3	4	5	6	7	8	9	10	11	
9	Standardisation of Electrical Power supply distribution network at W/ Island. a) Strengthening of sub transmission and distribution network at W/Island under IPDS, Gol. b) Design as per site condition, supply installation, Testing & commissioning of Roof Top, grid connected solar panel of 150KWP capacity at residential building of RNAS quarters as part of IPDS work	0.00	0.00	0.00	0.00	0.00	6.70	0.00	0.00	6.70	
		1.21	0.11	0.00	0.84	0.95	3.02	0.00	2.19	5.21	
10	Feasibility Study	1.00	0.00	0.00	0.00	0.00	3.57	0.00	0.00	3.57	
11	Outer Harbour project for construction of a Deep Water Port (I) Providing Consultancy services for obtaining Environment clearance for Outer Harbour	0.00	0.00	0.00	0.00	0.00	4.34	0.00	0.00	4.34	
12	Implementation of Environmental Management and Monitoring Plan (EMMP)	0.00	0.03	0.00	0.00	0.03	1.13	0.00	0.00	1.13	
13	Construction of Barge jetty at Puthuvyppeen (ASIDE Scheme)	0.00	0.00	0.00	0.00	0.00	35.55	0.00	0.00	35.55	
14	Bunkering Terminal (Land Development) MULT EIA Study and application for KSPCB & KCZMA for MULT	0.00	0.00	0.00	0.00	0.00	0.00	0.00	0.00	0.00	
15	Providing Shore power Supply at UTL	0.82	0.25	0.00	0.57	0.82	0.63	0.00	0.57	1.20	
16	Reconstruction of South Coal Berth	10.05	1.25	0.00	0.00	1.25	1.25	0.00	0.00	1.25	
	Total	13.15	1.65	0.16	1.41	3.22	101.35	83.51	2.76	187.62	
B	Non-Plan Works	34.50	2.74	0.00	11.31	14.05	2.74	0.00	11.31	14.05	
C	Grand Total (A+B)	47.65	4.39	0.16	12.72	17.27	104.09	83.51	14.07	201.67	

PART - III



**THE ANNUAL ACCOUNTS OF
THE COCHIN PORT TRUST
FOR 2020 - 2021**



INDEX

		Annual Accounts	Page No.
		Balance Sheet	123
		Profit & Loss Account	124
SCH	SUB SCH		
		Schedules to Balance Sheet:	
I		Reserves & Surplus	125
		Statutory Reserves	125
		Grants-In-Aid	125
II		Loan Funds	125
III		Capital Assets & Provision for Depreciation	127
IV		Investments	126
V		Sundry Debtors	126
VI		Cash & Bank balances	126
VII		Loans & Advances	126
VIII		Current Liabilities and Provisions	126
		Sub Schedules to Schedules to Balance Sheet:	
	A	Funds & Statutory Reserves	128
	B	Bank balances & Cash on hand	129
		Sub Schedules to Profit & Loss account	
		Income	
	C	Cargo handling & storage charges	130
	D	Port & Dock charges	130
	E	Railway Earnings	130
	F	Estate Rentals	130
		Expenditure	
	G	Cargo handling & storage	131
	H	Port & Dock facilities for shipping	131
	I	Railway Workings	131
	J	Rentable land and buildings	132
	K	Management & General Administration	132
	L	Finance & Miscellaneous Income	133
	M	Finance & Miscellaneous Expenditure	133
		Additional Schedule to Profit & Loss Account	134-136
IX		Balance Sheet of Cochin Fisheries Harbour	138
		Income & Expenditure Account of C.F.H.	137
		Receipts & Payments Account of C.F.H.	139
X		Notes to Annual Accounts	142-155



BALANCE SHEET AS AT 31ST MARCH 2021

	PARTICULARS	SCH	2020-21		2019-20	
			₹	₹	₹	₹
I	SOURCE OF FUNDS					
	RESERVES & SURPLUS	I				
	a Capital Reserve		84,84,07,574		84,84,07,574	
	b Funds		67,25,221	85,51,32,795	66,30,095	85,50,37,669
	c Statutory Reserves			16,72,81,794		16,72,81,794
	d Grants-in- aid			20,01,86,094		16,86,69,429
	LOAN FUNDS	II				
	a Government Loans		4,46,82,33,147		4,46,82,33,147	
	b Unsecured Loans		2,56,53,064	4,49,38,86,211	2,52,64,168	4,49,34,97,315
	Total			5,71,64,86,894		5,68,44,86,207
	COCHIN FISHERIES HARBOUR	IX		11,86,366		11,86,366
	GRAND TOTAL			5,71,76,73,260		5,68,56,72,573
II	APPLICATION OF FUNDS					
	FIXED/CAPITAL ASSETS	III				
	Gross Block		7,02,35,90,690		6,76,59,97,577	
	Less:Provision for Depreciation		3,24,30,48,307		3,05,98,94,951	
	Net Block			3,78,05,42,383		3,70,61,02,626
	Capital Work-in-Progress			3,70,61,742		28,23,42,207
	INVESTMENTS	IV		1,15,00,000		1,15,00,000
	CURRENT ASSETS, LOANS AND ADVANCES					
	a <u>Current Assets:</u>					
	i Interest accrued		5,34,17,670		4,59,13,266	
	ii Inventories		71,54,469		64,76,599	
	iii Sundry Debtors	V	51,85,02,701		62,14,31,954	
	iv Cash & Bank Balances	VI	3,68,90,98,379		2,27,56,18,217	
	b Loans & Advances	VII	76,15,15,694		75,28,53,152	
	Total		5,02,96,88,913		3,70,22,93,189	
	Less:Current Liabilities & Provisions	VIII	7,99,46,57,572		6,94,21,08,702	
	NET CURRENT ASSETS			-2,96,49,68,659		-3,23,98,15,513
	c Profit & Loss account			4,85,23,51,429		4,92,43,56,887
	TOTAL			5,71,64,86,894		5,68,44,86,207
	COCHIN FISHERIES HARBOUR	IX		11,86,366		11,86,366
	GRAND TOTAL			5,71,76,73,260		5,68,56,72,573

**FINANCIAL ADVISER &
CHIEF ACCOUNTS OFFICER**

CHAIRMAN



PROFIT & LOSS ACCOUNT FOR THE YEAR ENDED 31st MARCH 2021

PARTICULARS	SUB SCH	2020-21	2019-20
		₹	₹
INCOME			
Cargo Handling & Storage charges	C	2,56,98,66,070	2,45,51,80,349
Port & Dock charges (including Pilotage fees)	D	3,20,06,11,809	2,93,89,33,340
Railway earnings	E	0	0
Estate Rentals	F	1,06,27,11,760	1,09,62,00,509
Total		6,83,31,89,639	6,49,03,14,198
LESS EXPENDITURE:			
Cargo handling and storage	G	52,87,70,468	54,38,03,851
Port & Dock facilities (including Pilotage)	H	1,55,26,20,786	1,52,33,15,536
Railway workings	I	0	0
Rentable lands and buildings	J	23,17,76,956	27,08,53,747
Management & General Administration (not directly attributed to particular activity)	K	1,12,11,55,979	1,22,07,72,982
Total		3,43,43,24,189	3,55,87,46,115
Operating Profit (+) / Loss (-)		3,39,88,65,449	2,93,15,68,083
Add: Finance & Misc. Income	L	43,66,33,392	43,19,86,772
Total		3,83,54,98,842	3,36,35,54,855
Less: Finance & Misc. Expenditure	M	3,76,34,93,384	3,15,05,25,494
Profit before Tax		7,20,05,457	21,30,29,360
Less: Provision for taxation			
Profit after Tax		7,20,05,457	21,30,29,360
<u>Less : Appropriations</u>			
Capital Reserve		0	0
Total			
Balance transferred to Revenue Reserve		7,20,05,457	21,30,29,360
COCHIN FISHERIES HARBOUR			
Income		3,06,07,724	4,45,33,735
Expenditure		3,85,09,077	4,50,74,613
Surplus (+) / Deficit (-)		-79,01,354	-5,40,878

**FINANCIAL ADVISER &
CHIEF ACCOUNTS OFFICER**

CHAIRMAN



SCHEDULES TO BALANCE SHEET AS AT 31.03.2021

PARTICULARS	SCH	SUB SCH	2020-21	2019-20
			₹	₹
RESERVES & SURPLUS	I	A		
Capital Reserve			84,84,07,574	84,84,07,574
CPE (HBA) Family Benefit Fund			38,48,145	35,77,158
Employees Welfare Fund			27,43,191	29,81,211
Family Security Fund			1,33,884	71,726
Total			85,51,32,795	85,50,37,669
STATUTORY RESERVES	I			
Fund for Replacement, Rehabilitation and Modernisation of Capital Assets			9,83,85,897	9,83,85,897
Fund for Development, Repayment of Loans and Contingencies			6,88,95,897	6,88,95,897
Total			16,72,81,794	16,72,81,794
GRANTS- IN-AID	I			
Grant-in-aid for Development of Walkway and Parking Facilities			-1,06,29,246	-19,21,399
Grant in Aid for Creation of Additional tourism facility-Walkway			-83,53,072	-72,89,222
Grant in Aid for Construction of a Subway/Flyover in front of International Container Transhipment Terminal(ICTT)			3,29,80,847	3,39,26,942
Grant-Rail Over Bridge			8,50,27,216	8,30,89,349
Grant in Aid under R&D Schemes "Studies on Siltation and Optimal ameliorative measures"			-10,10,380	-10,10,380
Grant in Aid for Procurement Of Pollution Responses(PR) equipment / materials			67,65,462	65,81,258
Grant in Aid - Implementation of projects under IPDS			-28,32,794	-1,19,66,651
Grant in Aid-Upgradation of berth and backup area of Ekm. Wharf			-73,48,675	61,25,425
Grant in Aid for Developing infrastructure for cruise terminal(Samudrika)			-3,62,738	-11,38,043
Grant in Aid-Additional Infrastructure Cruise Terminal			3,08,05,673	3,89,46,455
Grant in Aid-Reconstruction of South Coal Berth			4,46,06,897	0
Total			16,96,49,189	14,53,43,734
Less: Excess amount spent over Grant-in-Aid - receivable from Ministry disclosed under Current Assets			-3,05,36,905	-2,33,25,694
Total Grant			20,01,86,094	16,86,69,429
LOAN FUNDS				
A. LOAN FROM GOVERNMENT	II			
Total			4,46,82,33,147	4,46,82,33,147
B. UNSECURED LOANS	II			
(a) Other Source Loan				
Principal amount of Loan			29,91,508	29,91,508
Add:- Interest Accrued			2,26,61,556	2,22,72,660
Total			2,56,53,064	2,52,64,168

**FINANCIAL ADVISER &
CHIEF ACCOUNTS OFFICER**



SCHEDULES TO BALANCE SHEET AS AT 31.03.2021

PARTICULARS	SCH	SUB SCH	2020-21	2019-20	
			₹	₹	
INVESTMENTS	IV				
A Long Term Investments					
Investment in shares of M/s Cochin Bridge Infrastructure Co. Ltd (1,50,000 equity shares of Rs 10 each)			15,00,000	15,00,000	
B Current Investments					
Investment in Mutual Fund- SBI Magnum Low Duration Fund Direct Growth (3865.844 units @ NAV of Rs 2586.757 per unit)			1,00,00,000	1,00,00,000	
Total			1,15,00,000	1,15,00,000	
SUNDRY DEBTORS	V				
Government Dues - Less than 6 months			11,02,34,847	11,01,96,343	
- More than 6 month			10,34,51,980	5,42,11,823	
Non Government Dues - Less than 6 months			10,20,48,805	24,56,04,647	
- More than 6 month			30,27,03,994	30,64,69,651	
			61,84,39,625	71,64,82,464	
Less: Provision for doubtful debts			9,99,36,925	9,50,50,510	
Total			51,85,02,701	62,14,31,954	
CASH & BANK BALANCES	VI	B			
Cash on Hand				55,368	82,425
Bank Balance :					
Current Accounts				21,37,86,163	17,60,39,291
Fixed Deposits				3,47,48,04,316	2,09,75,50,303
Cash Card		4,52,532	19,46,198		
Total			3,68,90,98,379	2,27,56,18,217	
LOANS AND ADVANCES (Recoverable in Cash or in kind or for Value to be Received)	VII				
Payment in Advance and Debit Balance			70,13,94,123	70,25,59,441	
Deposits			2,95,84,666	2,69,68,016	
Add: Excess amount spent over Grant-in-Aid receivable from Ministry			3,05,36,905	2,33,25,694	
Total			76,15,15,694	75,28,53,152	
CURRENT LIABILITIES & PROVISIONS	VIII				
Current Liabilities					
General Provident Fund			70,90,39,237	68,28,52,692	
Salaries & Wages payable			10,93,55,060	17,14,56,936	
ESI contribution Payable			1,01,803	1,02,600	
EPF contribution Payable			6,43,754	5,85,738	
Accrued expenses			97,55,80,504	97,33,69,243	
Misc. Creditors & Credit Balance			2,85,74,86,059	2,87,35,20,124	
Deposits from Merchants, Contractors & Others		3,34,24,51,155	2,24,02,21,369		
Total			7,99,46,57,572	6,94,21,08,702	

**FINANCIAL ADVISER &
CHIEF ACCOUNTS OFFICER**



CAPITAL ASSET REGISTER AS ON 31.3.2021

(Amount in ₹)

Sl No.	Assets	GROSS BLOCK			PROVISION FOR DEPRECIATION				NET BLOCK		
		As on 01-04-2020	Additions	Deletions	As on 31-03-2021	as on 01-04-2020	On Deletions	During the year	Total as on 31-03-2021	As on 31-03-2021	As on 01-04-2020
1	Land	51,49,16,218	0	0	51,49,16,218	0	0	0	0	51,49,16,218	51,49,16,218
2	Capital Dredging	84,39,61,873	0	0	84,39,61,873	19,07,58,553	0	84,53,940	19,92,12,493	64,47,49,380	65,32,03,320
3	Buildings, Sheds and other structures	74,32,96,476	4,92,356	3,28,998	74,34,59,834	37,94,58,288	40,024	2,26,29,162	40,20,47,426	34,14,12,408	36,38,38,188
4	Wharves, Roads and Boundaries	1,86,47,74,460	25,73,77,135	0	2,12,21,51,596	59,93,64,597	0	5,68,86,670	65,62,51,267	1,46,59,00,329	1,26,54,09,864
5	Floating Crafts	1,31,63,88,646	0	95,31,000	1,30,68,57,646	91,73,87,638	95,30,999	4,34,77,251	95,13,33,890	35,55,23,756	39,90,01,008
6	Docks, Sea Walls etc	18,18,56,439	0	0	18,18,56,439	16,74,28,076	0	20,39,679	16,94,67,755	1,23,88,684	1,44,28,363
7	Cranes & Vehicles	17,34,98,090	0	1,02,23,650	16,32,74,440	13,45,30,702	1,02,23,641	1,41,80,010	13,84,87,071	2,47,87,369	3,89,67,388
8	Plant and Machinery	39,23,08,005	0	0	39,23,08,005	25,48,58,761	0	2,71,95,632	28,20,54,393	11,02,53,612	13,74,49,244
9	Installations for water, electricity, Fire fighting & Telecommunication	68,66,94,482	1,98,07,269	0	70,65,01,751	37,03,57,150	0	2,76,65,373	39,80,22,523	30,84,79,228	31,63,37,332
10	Oil Pipeline Installations	3,83,25,308	0	0	3,83,25,308	3,76,73,720	0	46,542	3,77,20,262	6,05,046	6,51,588
11	Miscellaneous Assets	99,77,582	0	0	99,77,582	80,77,468	0	3,73,761	84,51,229	15,26,353	19,00,114
	TOTAL	6,76,59,97,577	27,76,76,761	2,00,83,648	7,02,35,90,690	3,05,98,94,951	1,97,94,664	20,29,48,020	3,24,30,48,307	3,78,05,42,383	3,70,61,02,626
	Capital Work in Progress	28,23,42,207	2,46,83,540	26,99,64,005	3,70,61,742	0	0	0	0	3,70,61,742	28,23,42,207
	GRAND TOTAL	7,04,83,39,784	30,23,60,301	29,00,47,653	7,06,06,52,432	3,05,98,94,951	1,97,94,664	20,29,48,020	3,24,30,48,307	3,81,76,04,124	3,98,84,44,833



SUB SCHEDULE - A

DETAILS OF FUNDS & STATUTORY RESERVES

G/L CODE	House Building Advance - FBF	Employees Welfare Fund	Family Security Fund	Reserve for Replacement, Rehabilitation & modernisation of Capital Assets	Reserve for Development Repayment of Loans & Contingencies
	110100	110101	110102	110200	110201
	₹	₹	₹	₹	₹
Balance as on 1 st April 2020	35,77,158	29,81,211	71,726	9,83,85,897	6,88,95,897
Add: Contribution from GRF	28,163	0	9,20,000		
Contribution from employees	59,784	0	1,33,158		
Accident claim from Insurance Co.	0	0	0		
Interest on investments	1,83,041	0	0		
Total	38,48,145	29,81,211	11,24,884	9,83,85,897	6,88,95,897
Less: Expenditure/Adjustments from Fund	0	2,38,020	9,91,000		
Balance as at 31st March 2021	38,48,145	27,43,191	1,33,884	9,83,85,897	6,88,95,897

FINANCIAL ADVISER &
CHIEF ACCOUNTS OFFICER



SUB SCHEDULE - B

BALANCE AT BANKS AND CASH ON HAND AS ON 31.03.2021

PARTICULARS	₹	₹
Cash on hand		55,368
Cash Card		4,52,532
Current Account with Nationalised and Scheduled Banks		21,37,86,163
Fixed Deposits with Banks:		
General Reserve Fund	63,99,99,981	
Deposit Works	2,01,95,39,077	
Grants	13,96,42,092	
Total Deposits		2,79,91,81,150
General Provident Fund		67,26,23,166
HBA FBF Investments		30,00,000
TOTAL		3,68,90,98,379
Balance with Scheduled Banks		3,68,90,43,011
Balance with Non Scheduled Banks		NIL

FINANCIAL ADVISER &
CHIEF ACCOUNTS OFFICER

**SUB - SCHEDULES TO PROFIT & LOSS ACCOUNT FOR THE YEAR ENDED 31.3.2021
INCOME**

PARTICULARS	2020-21	2019-20
	₹	₹
SUB-SCHEDULE - C		
Cargo handling & Storage charges		
Handling & Storages charges on general cargo	27,54,75,970	23,40,66,483
Crannage	79,450	4,97,992
Petroleum, Oil and lubricants handling charges	95,67,07,778	1,07,44,78,576
Demurrage on general cargo	1,10,28,259	66,90,311
Handling and Storage Charges on Containers	70,77,463	30,68,586
Miscellaneous charges - Cargo	1,48,67,247	1,40,34,102
Revenue share from ICTT	1,14,66,47,303	96,23,37,894
Waterfront Royalty- LNG Basin	15,64,36,398	16,00,06,406
Royalty for Stevedoring & Shore handling	15,46,200	0
Total	2,56,98,66,070	2,45,51,80,349
SUB-SCHEDULE - D		
Port & Dock Charges		
Towage and Mooring fees	36,76,80,631	22,33,26,814
Berth Hire charges	37,54,99,631	28,31,23,536
Port dues	77,08,99,163	76,29,15,762
Pilotage Fees	1,61,72,31,085	1,52,99,24,841
Water supply to shipping	10,00,718	12,21,219
Miscellaneous charges - Vessel	40,83,458	64,28,678
Income from Dredging Services	4,39,19,310	2,94,52,737
Income from Cruise Vessel including Maritime Service Charges	2,02,97,813	10,25,39,753
Total	3,20,06,11,809	2,93,89,33,340
SUB-SCHEDULE - E		
Railway earnings	0	0
SUB-SCHEDULE - F		
Estate Rentals		
Rent from land	59,91,16,368	60,53,08,921
Rent from buildings,sheds & godowns	10,70,76,515	10,57,87,091
Miscellaneous Income	34,30,72,000	36,72,26,936
Sundry Income	1,34,46,876	1,78,77,561
Total	1,06,27,11,760	1,09,62,00,509

**FINANCIAL ADVISER &
CHIEF ACCOUNTS OFFICER**

**SUB - SCHEDULES TO PROFIT & LOSS ACCOUNT FOR THE YEAR ENDED 31.3.2021
EXPENDITURE**

PARTICULARS	2020-21	2019-20
	₹	₹
<u>SUB-SCHEDULE - G</u>		
<u>Cargo handling & Storage</u>		
Handling & Storage of general cargo at sheds & wharves	35,77,83,596	36,92,94,646
Handling & Storage of containers	17,61,909	17,45,900
Operation & maintenance of crane	2,09,65,374	2,29,39,582
Handling of Petroleum, Oil & Lubricants	7,13,14,480	7,58,45,109
Expenditure on general facilities at wharves & boundaries	33,92,609	39,02,030
Administration and General expenses	7,35,28,500	6,99,78,083
New Minor works	24,000	98,500
Total	52,87,70,468	54,38,03,851
<u>SUB-SCHEDULE - H</u>		
<u>Port & Dock facilities including Pilotage</u>		
Towing, Berthing and Mooring	18,02,97,435	17,69,06,465
Pilotage	6,57,33,525	6,41,94,815
Water supply to shipping	28,46,425	66,54,463
Fire fighting	9,09,43,313	8,83,01,128
Dredging and Marine survey	80,01,45,708	82,24,42,653
Harbour Patrolling	81,64,065	67,34,923
Operation & Mtnce. of Navigational aids	3,39,50,563	2,71,68,969
Administration and general expenses	37,04,73,279	33,09,09,217
New Minor works	66,474	2,901
Total	1,55,26,20,786	1,52,33,15,536
<u>SUB-SCHEDULE - I</u>		
<u>Railway workings</u>		
Maintenance of station, other Buildings and structures	0	0

**FINANCIAL ADVISER &
CHIEF ACCOUNTS OFFICER**

**SUB - SCHEDULES TO PROFIT & LOSS ACCOUNT FOR THE YEAR ENDED 31.3.2021
EXPENDITURE**

PARTICULARS	2020-21	2019-20
	₹	₹
<u>SUB-SCHEDULE - J</u>		
<u>Rentable land and buildings</u>		
Estate maintenance	14,57,76,740	17,34,66,472
Administration & General expenses	8,60,00,216	9,73,87,275
Total	23,17,76,956	27,08,53,747
<u>SUB-SCHEDULE - K</u>		
<u>Management & General Administration</u>		
Management & Secretariat expenses	32,35,75,951	36,12,40,916
Medical expenses	12,26,25,218	13,49,80,940
Stores keeping	2,09,00,371	2,18,95,472
Accounting and Auditing	22,95,45,052	23,82,23,428
Head office building & telephones	91,52,220	96,73,400
Engineering & workshop administration	13,73,57,458	15,41,38,530
Overhead and sundry expenses	27,79,73,061	30,05,04,146
New Minor works	26,649	1,16,151
Total	1,12,11,55,979	1,22,07,72,982

**FINANCIAL ADVISER &
CHIEF ACCOUNTS OFFICER**



GL CODE	DESCRIPTION	2020-21	2019-20
		₹	₹
	SUB-SCHEDULE - L		
	Finance & Miscellaneous Income		
540000	Sundry Receipts	7,73,23,125	6,76,56,395
540001	Profit/Loss on disposal of Capital Assets	30,96,517	91,63,018
540003	Interest receivable from IGTPPL	0	88,07,766
540004	Recovery of Insurance Claim on Capital Assets	5,11,037	5,71,527
540005	Interest Income	7,87,28,060	8,89,72,092
540006	Sale of Unserviceable Strores	1,09,54,222	27,03,523
540007	Hire of Motor Lorry & Sundry Plants	54,272	44,087
540008	Charges for Project Management Services	4,55,44,584	4,95,67,618
540009	Items Relating to Previous Year	16,95,44,813	8,30,15,474
540010	Medical Scheme for Pensioners	61,660	74,962
540011	Medical Treatment to Non-Entitled Persons	2,11,636	6,22,581
540012	Premium for lease of land	4,97,63,989	4,19,38,395
540013	Service Exports from India Scheme (SEIS)	8,39,478	7,88,49,334
	Total	43,66,33,392	43,19,86,772
	SUB-SCHEDULE - M		
	Finance & Miscellaneous Expenditure		
670002	Bank Charges	9,26,602	4,99,664
670004	Prov. For Doubtful Debts	48,86,415	46,30,937
670006	Contribution to Employees Welfare Fund	0	7,20,000
670007	Contribution to Family Security Fund	9,20,000	8,50,000
670008	Contribution to Pension Fund Trust including Pension Payment	3,48,99,39,800	2,62,35,24,947
670009	Items Relating to Previous Years	2,87,53,343	20,25,80,137
670010	Contribution to CPTe HBA FBF	28,163	39,350
670012	Contribution to CPE New Pension Scheme	1,14,67,549	1,13,68,322
670014	Contribution to Gratuity Fund Trust	21,70,93,427	29,54,19,734
670023	Interest on Electricity Deposit	23,51,980	33,19,850
670026	Interest on other source loans	3,88,896	3,88,896
670027	Expense on Feasibility and R&D Studies	3,46,329	4,70,112
670031	Corporate Social Responsibility	63,90,881	67,13,546
	Total	3,76,34,93,384	3,15,05,25,494

**FINANCIAL ADVISER &
CHIEF ACCOUNTS OFFICER**



**ADDITIONAL SCHEDULE TO PROFIT & LOSS ACCOUNT FOR THE YEAR ENDED 31-03-2021
OPERATING EXPENDITURE**

GL CODE	DESCRIPTION	2020-21	2019-20
		₹	₹
	SALARIES & WAGES:		
600000	Salaries & Wages (General)	20,52,55,119	19,64,51,743
600002	PLR	1,99,39,716	2,28,84,227
600003	Overtime	94,16,840	1,37,46,223
600004	Incentive	23,85,323	28,06,761
600005	Honararium	23,92,269	84,71,890
600006	Leave Encashment	6,14,16,651	7,08,96,934
600007	Salaries & Wages (Operational)	65,50,32,062	66,85,33,080
600008	Salaries & Wages (R&M)	36,13,61,966	39,20,79,142
600010	Leave Travel Concession	89,609	14,83,022
600011	Staff Amenities & Welfare Measures	16,780	28,810
600012	Employers ESI contribution	10,04,325	11,80,698
600013	Employers EPF contribution	36,24,266	36,94,632
640000	Salaries (Port Security)	1,88,20,138	2,33,69,353
650000	Salaries & Wages-Medical	9,07,04,041	9,77,45,708
	TOTAL (A)	1,43,14,59,106	1,50,33,72,223
	STORES		
610000	Stores-General	11,13,801	9,27,950
610001	Stores-Uniform	9,21,091	6,41,032
610002	Stores-Operational	68,85,762	68,26,000
610003	Stores-Fuel	19,92,44,040	14,34,39,252
610004	Stores (R&M)	1,13,25,310	90,37,034
	TOTAL (B)	21,94,90,004	16,08,71,267
	OFFICE & ADMINISTRATIVE EXPENSES		
620000	Consumption Stores-Stationery	3,20,458	5,52,108
620001	Books & Periodicals	0	22,648
620002	Travelling Expense	10,43,108	40,08,637
620004	Courier charges	1,54,435	1,96,627
620005	Licence fees & Royalty	31,17,756	29,08,031
620006	Equipment & Furniture	1,65,611	2,09,766

(Contd....)



**ADDITIONAL SCHEDULE TO PROFIT & LOSS ACCOUNT FOR THE YEAR ENDED 31-03-2021
OPERATING EXPENDITURE**

GL CODE	DESCRIPTION	2020 - 21	2019-20
		₹	₹
620010	Miscellaneous Expenses	48,10,723	58,77,239
620011	New Minor Works	1,60,395	12,78,340
620013	Entertainment	21,56,356	2,93,439
620014	Training Programme	42,319	11,83,425
620015	Sports & Games	1,69,292	9,00,000
620016	Legal Charges	55,00,700	99,21,090
620017	Printing Charges	6,88,431	6,18,833
620018	Office Machine hire & service charges	31,846	45,480
620019	Publicity & Advertisement	13,08,248	41,35,137
620020	Audit & Accounting	47,34,873	41,86,648
620021	Rent, Rates & Taxes	34,74,081	55,47,830
620022	Telephones	15,11,699	12,80,092
620023	Subscription	1,33,183	1,59,017
620025	IPA Share Contribution	1,46,83,211	3,82,44,079
620026	Marketing expense	12,51,021	12,86,550
TOTAL (C)		4,54,57,746	8,28,55,017
<u>OPERATION & MAINTENANCE EXPENSES</u>			
630000	R&M arranged through Contract-Roads	1,00,29,114	48,97,252
630001	R&M arranged through Contract-Buildings	92,06,723	92,76,892
630002	R&M arranged through Contract-Plant & Equipments	30,38,307	32,00,962
630004	Dry Docking of Floating Crafts	2,88,88,476	6,08,58,653
630005	Special R&M arranged through Contract-Roads	7,75,356	3,15,84,637
630006	Special R&M arranged through Contract-Buildings	43,10,924	1,32,46,793
630007	Special R&M arranged thru Contract-Plant & Equipments	75,72,560	44,31,528
630008	Hire of Vehicles & Transport Charges	97,44,036	98,72,077
630009	Water Charges	4,66,01,333	4,66,57,178
630012	Electricity Charges	25,37,76,577	26,77,98,762
630013	Hire of Boats, Tugs & Launches	20,75,80,939	19,85,16,420
630015	Maintenance Dredging	69,96,72,471	70,58,99,815
630016	Sundry Expense	4,09,33,539	3,95,12,396
630017	Insurance	60,83,372	54,69,626
630018	Self Consumption-Electricity	1,30,34,432	1,84,31,563
TOTAL (D)		1,34,12,48,158	1,41,96,54,554

(Contd....)

**ADDITIONAL SCHEDULE TO PROFIT & LOSS ACCOUNT FOR THE YEAR ENDED 31-03-2021
OPERATING EXPENDITURE**

GL CODE	DESCRIPTION	2020-21	2019-20
		₹	₹
	<u>SECURITY EXPENSES</u>		
640001	Hire of Boats for Patrolling	29,51,257	27,05,311
640002	I S P S	2,00,000	0
640004	CISF-Deployment Charges	15,30,62,144	15,80,43,412
640005	SEZ - Cost Recovery	10,67,586	13,41,702
640006	Private Security Charges	60,50,143	63,57,977
	TOTAL (E)	16,33,31,131	16,84,48,402
	<u>MEDICAL EXPENSES</u>		
650001	Stipend, Fees & Honorarium to Specialists	22,33,347	34,76,859
650002	Stores-Medical	1,97,67,145	2,21,07,678
650003	Provisions-Medical	95,079	4,47,722
650004	Hospital Equipment	90,302	43,067
650005	Medical Expenses	16,19,788	15,09,470
650006	Charges paid to Outside Hospitals	65,84,362	93,01,679
	TOTAL (F)	3,03,90,024	3,68,86,474
	<u>DEPRECIATION</u>		
	Depreciation for the year	19,17,69,609	18,59,60,550
670021	Prior Period Depreciation	1,11,78,411	6,97,629
	TOTAL (G)	20,29,48,020	18,66,58,179
	GRAND TOTAL (A) TO (G)	3,43,43,24,189	3,55,87,46,115

**FINANCIAL ADVISER &
CHIEF ACCOUNTS OFFICER**

**COCHIN FISHERIES HARBOUR
INCOME & EXPENDITURE ACCOUNT FOR THE YEAR ENDED 31.03.2021**

Expenditure	(Amount in ₹)			
	Amount 2020-21	Amount 2019-20	Income	Amount 2020-21
Salary & Other Benefits	2,70,11,518	2,97,42,402	Toll Collection	57,82,765
Electricity Charges	17,53,487	22,92,425	Electricity Charges	14,87,345
Security Charges	31,64,832	27,31,032	Fish out - handling Charges	33,64,059
Water Charges	12,03,236	12,77,522	Lease Rent on Land	74,70,541
Repairs & Maintenance	15,62,712	31,31,701	Building and Ground Rent	47,98,361
Professional Charges	5,17,705	5,79,650	Misc. Receipts	19,14,505
Printing and Stationary	58,615	2,12,929	Lease of Slipway	20,48,886
Sundry Expenses	58,813	48,551	Water Charges	7,37,850
Travelling Expenses	14,383	45,237	Licensing and License Fee	4,82,874
Prior Period Expense	1,39,479	16,91,930	Fish Landing Charges	4,55,345
Telephone Charges	50,397	46,913	Bank Interest	19,74,366
Revenue and Postal Stamps	2,634	2,657	Enrolment of Fishing Crafts	90,827
Provision for Retirement Benefits	29,71,267	32,71,664	Net Deficit	79,01,354
	3,85,09,077	4,50,74,613		3,85,09,077
				4,50,74,613



**FINANCIAL ADVISER &
CHIEF ACCOUNTS OFFICER**



**COCHIN FISHERIES HARBOUR
BALANCE SHEET AS ON 31ST MARCH 2021**

(Amount in ₹)

PARTICULARS		2020-21		2019-20	
A	SOURCES OF FUNDS				
	Grant in aid received from GOI	19,10,32,261		19,10,32,261	
	Less : Grant utilised	18,98,45,895	11,86,366	18,98,45,895	11,86,366
TOTAL			11,86,366		11,86,366
B	APPLICATION OF FUNDS				
	Fixed Assets				
	Gross Block	18,98,45,895		18,98,45,895	
	Work in Progress	0		0	
		18,98,45,895		18,98,45,895	
	Less : Grant received	18,98,45,895	0	18,98,45,895	0
	Current Assets, Loans and Advances				
	a. Current Assets:				
	(i) Interest accrued on investments	7,65,498		18,88,895	
	(ii) Sundry Debtors	1,26,51,679		1,24,40,267	
	(iii) Cash & Bank Balances	3,83,74,463		4,76,87,706	
	b. Loans & Advances	2,78,687		2,58,103	
	Total	5,20,70,327		6,22,74,971	
	Less:Current Liabilities & Provisions	8,59,61,443		8,82,64,733	
	NET CURRENT ASSETS		-3,38,91,116		-2,59,89,762
	Profit & Loss Account	3,50,77,482	3,50,77,482	2,71,76,127	
	(Accumulated Deficit)				
TOTAL			11,86,366		11,86,366

**FINANCIAL ADVISER &
CHIEF ACCOUNTS OFFICER**

**COCHIN FISHERIES HARBOUR
RECEIPTS & PAYMENTS ACCOUNT FOR THE YEAR ENDED 31.03.2021**



(Amount in ₹)

Receipts	Amount 2020-21	Amount 2019-20	Payments	Amount 2020-21	Amount 2019-20
Opening Cash in Hand	82,210	2,04,879	Salary & PLR	3,12,17,383	2,16,42,575
Opening Cash at Bank	4,76,05,496	3,79,07,402	Travelling Expenses	22,501	29,915
Enrolment of Fishing Crafts	90,827	1,92,577	Printing And Stationary	58,259	1,91,383
Licensing and License Fee	4,82,874	6,19,858	Revenue & Postal Stamps	2,634	2,306
Lease Rent On Land	83,35,520	89,58,183	Repairs & Maintenance	15,62,712	14,52,784
Building And Ground Rent	38,10,885	41,63,256	Refund Of SD / Ground Rent	3,46,160	4,70,170
Lease Of Slipway	19,87,534	32,47,016	Telephone Charges	50,540	46,076
Fish Landing Charges	4,55,345	5,42,892	Electricity Charges	17,53,487	22,92,425
Fish Out - Handling Charges	33,64,059	52,99,868	Water Charges	12,03,236	12,77,522
Electricity Charges	13,05,551	18,90,549	Cheque Charges	10,182	13,921
Toll Collection	57,82,765	98,70,301	Sundry Expenses	48,755	34,042
Misc. Deposit / Security	3,39,946	6,55,377	Professional Charges	6,06,205	5,04,650
Misc. Receipts	19,13,068	8,90,266	Security Charges	29,17,080	27,31,032
Bank Interest	30,97,763	45,82,128	TDS Liability Paid	1,29,905	1,24,024
Tds Liability	1,38,067	1,22,548	TDS Receivable	40,581	31,784
Water Charges	5,95,413	8,65,487	Prior Period Expenses	50,872	21,94,471
GST Collection	48,90,437	62,38,913	GST Paid	52,54,827	48,68,747
			GST Cenvat Credit	6,27,977	6,55,966
			Closing Cash Balance	91,655	82,210
			Closing Bank Balance	3,82,82,808	4,76,05,496
	8,42,77,760	8,62,51,500		8,42,77,760	8,62,51,500

**FINANCIAL ADVISER &
CHIEF ACCOUNTS OFFICER**

Part I – Significant Accounting Policies

1. Income and expenditure are accounted based on mercantile system of accounting.
2. While accounting income, the principle of conservatism has been followed.
3. Fixed assets and inventory are accounted on historical cost method.
4. Depreciation is provided in the accounts on straight-line basis, assuming the value of the asset at the end of life span as Re.1/. Life span of the asset is fixed based on the guidelines issued by the Govt. of India from time to time. Depreciation is charged proportionately from the date of capitalization.
5. Long term investments are valued at cost. Current investments are valued at cost or fair value whichever is less.
6. Upfront payment received on lease of land is spread over equally to the period of lease.
7. Premium on lease of land is treated as the income in the year of receipt under Finance and Miscellaneous Income.
8. Prior period items, i.e., income or expense which arise in the current financial year as a result of errors or omissions in the preparation of financial statements or due to revision of bills or claims of one or more prior periods are included under Finance & Miscellaneous Income or Finance & Miscellaneous Expenditure.
9. Income received out of investments from various funds is credited to the respective funds.
10. Contingent liabilities are disclosed in the “Other Notes” to accounts.
11. Grant in Aid received related to specific fixed assets are presented in the Balance Sheet by showing the grant as a deduction from the gross value of the assets concerned in arriving at their book value.
12. Revenue on Cargo and Vessel Related Services are recognized on completion of service. Revenue from estate is recognized on time basis.
13. Export incentive is recognized when there is a reasonable assurance that the conditions are met and incentive will be received.
14. All new works or additions/alterations to the existing works or all new plant or equipment or craft or replacement thereof costing not more than Rs 1 lakh or life not exceeding five years are charged to revenue as New Minor Works.
15. Accounting treatment of building taken over from lessors shall be as follows:
 CASE I: When Building is taken over from a lessee with or without any cost and subsequently given on rental with or without lease or used for own use, such building will be capitalized in the books of accounts at Re 1 or at applicable agreeable/ depreciated cost as on the date of taking over.
 CASE II: When Building is taken over from a lessee (the possession of which with CoPT is transitory in nature) and is to be given on lease along with land to the



new lessee with the cost of the building, then the amount received from new lessee will be given to old lessee after adjusting the dues if any to the Port. In this case Building/ Asset will not be capitalized in the books of accounts but the details of taken over building not yet leased out at year end will be disclosed in the Notes on Accounts forming part of annual accounts.

In the situation where the building is transferred at zero value by the old lessee to Port but the new lessee has paid the value of building after auction, such paid value will be treated as the Finance & Miscellaneous income of the Port.

Part II - Other Notes

16. Figures of Balance Sheet, P & L Account & Schedules have been regrouped where ever necessary consequent on changes in the items during the year.
17. Performance of the Port
Cochin Port Trust handled 31.50 MMT of

cargo during 2020-21 against 34.04 MMT during 2019-20. During 2020-21, number of vessels cleared from the Port is 1475 against 1589 vessels during 2019-20. Port handled 6,89,697 TEUs of containers in 2020-21 as against 6,20,061 TEUs in 2019-20.

18. Grant in Aid:

- a) The Grant in Aid received by the Port from various Ministries are parked as fixed Deposits with Nationalised banks and encashed based on the requirement. The interest received from such investments is credited to the respective Grants. During 2020-21, interest received from various grants is R 0.37 crores. Interest amounting to Rs 0.83 crores was repaid to the Ministry of tourism during 2020-21.
- b) Status of Grant as on 31.03.2021 is as follows:

Particulars	Amount (Rs. in Crores)
Balance of Grant as on 01.04.2020 (net of grant receivable from Ministry)	14.53
Add: Grant received during the year for various Projects	15.14
Add: Interest earned during 2020-21	0.37
Less Expenditure incurred during 2020-21	12.25
Less Interest repaid to Ministry of Tourism as per PFMS portal	0.83
Balance Grant as on 31.03.2021	16.96



c) The Ministry of Commerce had sanctioned an amount of Rs 15 Crores in 2013 under ASIDE Scheme for the construction of Barge berth at Puthuvypeen as part of MULT project against the total estimated cost of Rs.31.93 Crores. Against this, the port had received Rs 7.50 Crores on 05.08.2013 and Rs 0.88 Crores on 30.03.2017. As per the instruction of the Ministry in March 2018, the interest accrued on the grant amounting to Rs 1.40 Crores was credited to the grant. Besides, the Ministry had also approved the utilisation of the unspent balance from the project 'Modification of CFS' for the subject project i.e., 'Construction of Barge berth for handling bunkers in Cochin Port' which amounts to Rs 0.70 lakhs as per CoPT books of accounts. The total expenditure incurred for the project till 31.03.2021 amounts to Rs 36.16 crores out of which 50% ie Rs18.08 Crores was adjusted against the Grant of Rs 10.48 Crores including the interest received.

The Port tried for balance fund under the schemes "Trade Infrastructure for Export Scheme (TIES)" or "Sagarmala. However, the Ministry informed the Port Trust that the Barge Berth project cannot be considered for funding under any of these schemes.

Since the chances of raising grant

against this project is very remote, as suggested by Audit, the excess expenditure incurred for the project amounting to Rs 7.61 crores has been transferred to Capital Work in Progress during the year 2019-20. The same has been capitalized during 2020-21 at a completion cost of Rs 25.69 crores since the asset is ready to put to use.

19. **Loans availed from Government of India**

The final liability of GOI loan as on 31.03.2016 as approved by Cabinet Committee on Economic Affairs (CCEA) amounts to Rs 558.53 Crores. As committed, Port paid the first and second installments of Rs 55.85 crores each in March 2019 & March 2020.

Due to Covid-19 Pandemic and resultant decline in the traffic and financial condition of the Port, a proposal was submitted to the Ministry on 02.07.2020 for extending moratorium of 3 years for the repayment of third instalment of Government of India Loan. Certain clarification sought by the Ministry in this regard which were replied by the Port. Later, Ministry vide letter dated 27.01.2021 asked the Port to raise loan from the open market as per Section 66 of the Major Port Trust Act, 1963 or from other Ports to pay off the Govt of India Loan. Since it was not wise to opt for another loan to pay off the Govt of India loan in the wake of high cost of borrowing, Ministry was replied



accordingly. Later, Ministry vide letter dated 09.03.2021 asked the Port to get the proposal for seeking Moratorium approved by the Board and thereafter Cabinet Note will be submitted. Accordingly, the proposal was approved by the Board vide Resolution No 156 dated 26.03.2021 and the matter intimated to the Ministry.

2. Capitalisation:

Assets worth Rs 27.77 Crores have been capitalized during the year 2020-21. Capital Work In Progress as on 31.03.2021 amounts to Rs. 3.71 Crores.

3. Capital Expenditure:

Capital Expenditure incurred during the year 2020-21 are as follows:

	Particulars	Amount (Rs. in Crores)
1	Out of Government Budgetary Support (GBS)	0.16
2	Out of Internal & Extra Budgetary Resources (IEBR)	
	a) Internal Resources	4.39
	b) Grant from various Ministries	12.15
	c) Other Agencies	0.57
	Total Capital Expenditure	17.27

22. Provisions:

50% of Wage revision arrear due to Class I & II were disbursed during 2020-21 which comes to Rs 5.90 Crores. Pension and Gratuity arrear to the tune of Rs 6.88 crores and Rs 0.96 crores respectively were also disbursed during the year.

23. Corporate Social Responsibility

As per the CSR Guidelines of Ministry of Shipping, Ports & Waterway, an amount of Rs 63,90,881 has been provided for CSR. (3% of profit of Rs 21,30,29,360 during 2019-20).

24. Service Tax

Central Excise Authorities had issued total 26 Show Cause Notices demanding a total of Rs 70.36 Crores for the non collection of service tax on services provided in Estate Rentals, Rent on Jetties, License fee, Upfront payment, Royalty from M/s. IGTPPL and excess utilization of Cenvat credit, ineligible Cenvat Credit, CISF proportionate charges for security services, legal charges, non payment of Service Tax on MPSO invoices, liquidated damages. Based on legal opinion, Port Trust has filed appeal and all matters are under sub-judice before appropriate

Authority/Tribunal/High Court of Kerala.

25. Income Tax

- a) Income Tax Assessments are completed till AY 2018-19.
- b) During the year 2020-21, Income tax refunds (including interest) to the tune of Rs 5.60 crores, Rs 10.48 crores and Rs 10.49 crores were received for AY 2017-18, AY 2018-19 & AY 2019-20 respectively.
- c) Rectification petition filed by the Port for AY 2007-08 to consider excess application of income of the earlier Assessment Years as per the Order of Hon'ble ITAT is pending with Jurisdictional Assessing Officer.

26. Deferred Tax

In terms of the Accounting Standard on accounting for taxes on Income AS-22, Deferred Tax Asset (net) has not been recognized in the accounts in the absence of virtual/reasonable certainty of future taxable profits.

27. Arbitration and legal proceedings

- a) M/s IGTPPL had filed claim before the Arbitral Tribunal to the tune of Rs 300 Crores against which port had filed counter claim amounting to Rs 1070.71 Crores which comprises of claims raised in connection with capital and maintenance dredging work, loss due to concession on Vessel related charges, loss of revenue share on account of under utilization of facilities, cost of deployment of CISF at ICTT, reimbursement of leave salary and gratuity

contribution in respect of port employees deputed to IGTPPL from 01.04.2005 to 28.02.2011. The Arbitral Tribunal passed Award on 12.05.2017. The issue in respect of date of commencement of Licence period was awarded in IGTPPL's favour. In respect of the issue of cost of CISF deployment at ICTT and reimbursement of leave salary, pension and gratuity contribution, the tribunal stated that IGTPPL has to bear the cost but did not specified the amount to be paid. The Arbitral Tribunal in the order stated that the parties have to sort out what amount are payable by the claimant and sort it out between themselves. Based on the Expert opinion of Attorney General of India, CoPT filed petition against the Award dated 12.05.2017 passed by the Arbitral Tribunal in the District Court, Ernakulam on 16.08.2017. OP (Arb) No.866 of 2017 challenging the Arbitral Award dated 12.05.2017 is pending.

- b) M/s. Jaisu Shipping Co. Pvt. Ltd., who executed the Contract of 'Dredging for maintenance of channels at Cochin Port for the year 2007-08' invoked the Arbitration Clause in the Agreement and claimed Rs. 3.51 crores. The Arbitral Tribunal in the Arbitration Award passed on 15.05.2013 directed Cochin Port to pay an amount of Rs 0.87 Crores to M/s. Jaisu Shipping Company along with interest @ 9% per annum from



the date of the claim (19.04.2012) till the date of Award and thereafter at the same rate till the payment is made. Aggrieved on the Award, Cochin Port has challenged the Arbitration Award dated 15/05/2013 under Section 34 of the Arbitration and Conciliation Act 1996 before the Hon'ble District Court, Ernakulam. The Hon'ble District Court dismissed the O.P (Arb.) No.512/2013 vide order dated 31.01.2020 which is received by the Port on 29.02.2020. Port had sought Legal Opinion from the LA, M/s. Joseph & Kurian on 03.03.2020, regarding the scope of filing an appeal against this Order. Based on the opinion of the Legal Advisors that there is no scope for filing any further appeal under Section 37 of the Act, it was approved by Chairman, for closing the case and also for adjusting the amount payable to M/s. Jaisu Shipping Company Pvt Ltd, Kandla ie. Rs.87 lakhs with 9% interest per annum w.e.f 19-04-2012 till payment is made, on account of the subject matter, from the amount due to Port from M/s. Jaisu Shipping Company Pvt Ltd, Kandla under the Judgment and decree in O.S.No.175/2011.

- c) Litigation in respect of sponsorship fee due from M/s. Jaisu Shipping Co. Pvt. Ltd amounting to Rs 2.98 Crores along with interest @ 12% p.a for Volvo Ocean Race has been awarded in favour of Cochin Port

Trust on 26.09.2013. As per the legal Opinion obtained by the Port, CoPT can file execution petition for recovery of the amount within 12 years from the date of decree. However, for this the assets owned by M/s Jaisu Shipping Co. Pvt. Ltd which are having no encumbrance to be attached are to be identified and other civil procedure are to be complied with.

Earlier no assets of M/s. Jaisu Shipping Co. Pvt. Ltd was found on enquiry for execution of Decree in OS 175/2011. As the Decree in favour of CoPT is for substantially higher amount than what was due to M/s. Jaisu, the Legal Advisor M/s. Joseph & Kuriyan Advocates opined to get the same adjusted by firstly issuing a letter to Jaisu demanding the adjustment and thereafter steps will have to be taken either to file application in Court to record adjustment or for attachment of decree. Later with the approval of competent authority a letter dated 13.04.2021 for adjustment has been issued to M/s. Jaisu Shipping Co. Pvt. Ltd. However, no reply is received and same is awaited.

- d) The contract for Capital Dredging of approach channel and ICTT berth basin for providing depth as required for 14.50 meter draft container vessels and maintenance dredging of Cochin Port during the period from 01.09.2008 to 31.12.2010 under the Agreement



No.52 of 2008-09 was entrusted to M/s. Jaisu Shipping Co. Pvt. Ltd. who failed to provide the deliverables for which the payments has been withheld by the Port. The Bank Guarantee of Rs. 19.25 Crores submitted by Jaisu Shipping Co. Pvt. Ltd was encashed during 2011-12. The party then invoked the Arbitration clause in the Agreement.

As per the direction of the Hon`ble High Court of Kerala, Jaisu Shipping Co. Pvt. Ltd has filed amended claim statement before the reconstituted Arbitral Tribunal worth Rs. 795 Crores incorporating all the additional claims filed by them and CoPT has filed the Statement of defence. Jaisu Shipping Co. Pvt. Ltd., has also claimed payment of final bill for the work already done, release and return of security deposit, retention amount and encashed Performance Guarantee. Port has filed counter claim amounting to Rs.322 crores. The arguments of the claimant were heard by the Arbitral Tribunal. As Jaisu Shipping Co. Pvt. Ltd. defaulted the Arbitrator's fees for several sittings, the proceeding of claims submitted by them was terminated by the Arbitral Tribunal and only Counter Claims of CoPT will be heard hereafter. The last sitting of the Arbitral Tribunal was held on 14.03.2020. The Claimant's Counsel withdrew his Vakalath. As

per the direction of the Arbitral Tribunal, Respondent's Legal Counsel gave notice to the Claimant specifying next hearing date as 03.04.2020 to appear personally or through new Counsel. But, the sitting scheduled on 03.04.2020 was postponed due to COVID-19 Pandemic without specifying next date of sitting. Meanwhile, the Presiding Arbitrator was deceased on 05.10.2020. The Arbitral Tribunal has not yet been re-constituted.

The bill for February 2011 and March 2011 for Rs 3.69 Crores towards Maintenance Dredging was not processed for payment as necessary supporting documents were not submitted.

- e) A suit was filed by M/s Jakhau Salt Company Pvt. Ltd for the loss of cargo due to collapse of Mattancherry Wharf for Rs.1.47 crores which was decreed against the Port. Port filed appeal before the Hon'ble High Court of Kerala, which is still pending.
- f) Installation & Commissioning of 110 KV sub-station and connected works at Cochin Port Trust was given to M/s Siemens Ltd., Chennai as on 16.03.2007 and the work was to complete in a period of 12 months as per agreement with M/s Siemens Ltd. Since there was a delay of 9 months in completing the work, liquidated damages of Rs.1.76 crores as per the agreement was deducted while making the



- final payment. Arbitration award was against the Port and hence the Port appealed against the award before the Hon'ble District Court, Ernakulam. Hearing is going on. The last hearing was conducted on 03.03.2021. The next hearing is scheduled on 18.05.2021.
- g) CoPT had entered into a contract with M/s.Tebma Shipyards Ltd., Chennai, for construction and delivery of two nos. 45 Tons Bollard Pull Tugs. Since the delivery of Tugs was delayed, CoPT had recovered Liquidated Damages of Rs. 8.09 Crores from the contractor. They raised objection to CoPT's above decision and the matter was referred for Arbitration. Arbitral Tribunal has passed an award on 10.09.2013 rejecting the claim of the Contractor and CoPT's counter claim for retaining the sum of Rs.8.09 crores was upheld. Subsequently, M/s. Tebma Shipyards Ltd., has filed an appeal on 21.12.2013 before Hon'ble District Court, Ernakulam seeking to set aside the award and to direct CoPT to release the Liquidated Damages of Rs. 8.09 Crores with interest. CoPT filed objections to the statement of facts submitted by M/s.Tebma Shipyards Ltd. Proceedings of the Court are in progress. Last hearing was posted on 14.08.2020. However, Port's LA informed that according to the new Commercial Court notification, the above matter is transferred to the Principal Sub-Court, Ernakulam.
- Further proceedings at Principal Sub-Court is yet to be commenced.
- h) Port had filed a civil suit on 28.03.2014 against M/s. Tebma Shipyards Ltd., before the Hon'ble Sub Court at Kochi to recover an amount of Rs.1.05 Crores with interest at the rate of 15%, which was incurred by Cochin Port to rectify the manufacturing defects noticed on the Tugs supplied by M/s. Tebma Shipyards Ltd. They have submitted an affidavit dated 06.02.2015 before Hon`ble Sub Court, Kochi praying to direct the Port Trust to refer the dispute for arbitration as stipulated in terms of Clause 45.0 of Agreement Dated 05.10.2006. The Court had directed to refer the matter for arbitration and both the parties have appointed arbitrators. However, the Arbitrator nominated by M/s Tebma Shipyards Ltd., informed M/s Tebma Shipyards that he is not in a position to act as Arbitrator in the above dispute. In the meantime, M/s. Cochin Shipyard Limited has taken over Tebma Shipyards as their wholly owned subsidiary. The matter is being examined to take up the matter with M/s. CSL.
- i) Cases were pending with the Supreme Court of India against various Customers, in connection with the Judgement of Hon'ble High Court of Kerala towards refund of excess ground rent collected beyond 75 days

(approximately Rs. 1.58 crores).

The Hon'ble Supreme Court of India in its judgment dated 05.08.2020 on Civil Appeal No.2525 of 2018, has ordered the Appellant (Cochin Port Trust) to re-compute the liability of the Steamer Agents, and return the balance amount to the parties concerned within two months from the date of receipt of the copy of the impugned judgment.

Accordingly, the file is in process for calculating the amount of refund to the different parties. Delay in processing of the file is due to non-availability of records towards the amount collected during the year, 1999.

- j) Land Acquisition cases related to the Project `Providing Direct Road Connectivity to the SEZ area at Puthuvypeen, CoPT advanced an amount of Rs.1.07 Crores as deposit in Sub Court, Kochi towards 50% of the Decree Debt for the conditional stay in the execution petition moved by the evictees/claimants. The remittance of the remaining amount is subject to the final verdict. The co-developers in Puthuvypeen SEZ viz. PLL, BPCL-KR & IOCL were requested to reimburse their share towards the 50% amount advanced by CoPT and all the three co-developers have reimbursed their share of Rs 26.97 lakhs each.
- k) M/s. Lots Shipping Ltd. invoked the Arbitration against CoPT with

respect to operation of Ro-Ro/ Lo-Lo Barge Service between W/Island & Bolghatty, claiming Rs 14.346 crores towards losses on account of low average daily volumes than the projected volumes in the tender, charter cost/day, maintenance costs of staff, taxes & levies paid, cost of frequent repair and loss of profit. Based on the default/dues on the part of M/s Lots Shipping Ltd. as per contract conditions, CoPT raised a Counter Claim of Rs 15.905 crores towards business loss, non-payment of Terminal Usage charges, parking charges, damages claim etc. As per the Arbitration Award dated 26.09.2019, M/s.Lots Shipping (Claimant) is given an award to realize an amount of Rs.57,99,411/- from CoPT (Respondent) with 9% interest from the date of the award till realization. All the Counter claims put forward by CoPT are disallowed. CoPT filed Application under Section 34 of Arbitration & Conciliation Act in the District Court, Ernakulam which is pending.

- l) Cochin Port Trust had given work order for "Supply, erection, testing and commissioning of 3 nos. 20 metre High Mast lighting system at the Cochin Fisheries Harbour" to M/s Ambligola Exporters, Bangalore at a total contract value of Rs.16,77,000/- on 02.07.2012 with a completion period of 3 months. But there was a delay of five months in completing the work by the contractor. From the final bill



- submitted by the firm an amount of Rs.5,02,278/- was deducted, which includes the three amounts of Rs.1,59,825/-, Rs.3,40,578/- and Rs.1875/- towards LD, reinstating charges of the cable trenches and filling the foundation pit using JCB respectively. M/s Ambligola Exporters, filed a case before the Hon'ble Munsiff Court, Kochi against Cochin Port Trust. The judgement of the Court went in favour of the Plaintiff M/s Ambligola Exporters, directing CoPT to pay Rs.5,16,708/- to M/s Ambligola Exporters with interest @6% per annum. An appeal was filed before the Hon'ble District Court against the judgment passed by the Hon'ble Munsiff Court on 15.03.2019. The last hearing was conducted on 21.01.2021. The case is posted on 02.06.2021 for submitting the records of Lower Court.
- m) The work of "Providing 200mm Ductile Iron pumping line from UG tanks at Halt area at various locations in Willington Island and Road rectification thereof was awarded to M/s East India Engineers on 12.05.2015 with work Order value of Rs 1.91 crores. The contractor completed the pipe laying work except at the 3 railway crossing due to pending approval from Railway Authorities but the Road rectification work was not completed. The contractor raised certain issues regarding release of retention money, modified rates for executing road rectification work etc and appointed Sole arbitrator for the subject work. As per the final order issued by the Sole Arbitrator, the contractor is eligible for claims of Rs 74.59 lakhs and port is eligible for claims of Rs 18.48 lakhs. Port has challenged the Order before Hon'ble District Court. The case was posted on 20.03.2021 for hearing before Hon'ble Commercial Principle Sub Court. On that day the case was adjourned to 21.05.2021 for hearing.
- n) The work of "Dredging for maintenance of channels and basins at Cochin Port for the year 2017-18" was awarded to M/s. DCIL through open tender for an amount of Rs.88.511 crores. The contract consists of two parts viz., (i). Part-A- Lumpsum basis - Rs.75.041 crores and (ii) Part-B - Need/Quantity Basis- Rs. 13.47 crores. As per the contract conditions, the contractor has to maintain the entire channel coming under the lumpsum part of the contract to a depth of (-) 15.90m throughout the contract period.
- It was reported by DCI that as per the pre dredge survey, there was a back log quantity of around 8 Million Cu.m is to be removed for achieving the depth of (-) 15.90m and the time period given for making full depth from the date of commencement of work is 2 months. DCI has requested to allow them to maintain the channels and basins, as handed over to them till completion to the contract without

any penalty. As DCI's claims are not in line with the agreement conditions, CoPT has not acceded to the same.

Considering the higher ruling shortfall in depth in the channels coming under the lumpsum part of the contract after the allowable period of 2 months, the Board of Trustees vide resolution No. 127 (Agenda Item No.B4) resolved to approve, (a) continuing the ongoing contract with M/s. DCI, based on the pre-dredge survey taken as on 19.02.2018, in view of settling the disputes through AMRCD as detailed in Agenda Item No.B4; and b) releasing payment against the monthly bills of DCI since May 2018 for the work done, till the disputes are resolved through the AMRCD as: (i) @ 75% against the gross bill amount under Part A - Lumpsum basis; (ii) full payment for work done under Part B - Need /Quantity basis; (iii) to recover the charges towards the services availed by DCI for execution of the contract and other recoveries as per the agreement conditions, except the recovery towards non performance due to shortfall in depth and width; and (iv) to effect the fuel price variation payments based on the payment made as above, as recommended by Dredging Committee. Accordingly, payments towards the bills raised by DCI for the period from May 2018 onwards were released to DCI.

As per Ministry's directions during its Empowered Committee meeting held on 11.10.2019, with the approval of the Board vide resolu. No.197 dated 20.02.2020, Prof. R.Sundaravadivelu, Dept of Ocean Engineering, IIT Madras has been appointed as Conciliator for resolving the disputes in connection with the subject work, vide CoPT's letter dated 06.03.2020. As per the award dt 20.06.2020 issued by the Conciliator, it was recommended that out of the 25% of the bill amount that was withheld, CoPT may retain 10% as well as the security deposit and to release 15% of the bill amount to DCI. Accordingly, duly taking approval of the Board [Resoln No.50 (Agenda Item No.B2) dated 28.08.2020] and obtaining DCI's undertaking that the release of Rs.11.95 crores plus GST(total amount Rs. 14.09crores.) is full and final settlement towards the subject contract as per the Conciliator's order and DCI shall not make any further claims on the subject contract in any forum, 15% amount of PART A bill amount [excluding for March and April 2018] plus GST had been released ie. Rs. 14.09 crores to DCIL.

- o) The Contract for the Deposit work of IOCL, "Construction of Multi-User Liquid Terminal at Puthuvypen, Cochin Port on Engineering, Procurement & Construction Contract basis – Part: A Scope of work under MULT Jetty



- under Agreement No. 16 of 2015-16 & Supplementary Agreement to the Agreement No. 16 of 2015-16 was entrusted with M/s. RKEC Projects Private Limited, who could not complete the work within the eligible extended Contract Period. So, recovered Liquidated Damages. They invoked Arbitration on 27.04.2019 claiming, refund of Liquidated Damages recovered, hire charges of equipment, additional charges for labour, Bank Guarantee, price escalation, loss of business during the extended period, bonus, additional payment for variations etc. amounting to Rs. 84.76 crores. Counter Claims filed by CoPT and IOCL amounts to Rs.31.06 crores and Rs.43.98 crores respectively. The Arbitration proceeding are in progress.
- p) The Contract for the work, “Construction of Multi-User Liquid Terminal at Puthuvypeen, Cochin Port on Engineering, Procurement & Construction Contract basis – Part: B Scope of work under Barge Jetty (Agreement No. 17 of 2015-16 & Supplementary Agreement to the Agreement No. 17 of 2015-16)” was entrusted with M/s. RKEC Projects Private Limited, who could not complete the work within the eligible extended Contract Period. So, recovered Liquidated Damages. They invoked Arbitration claiming, refund of Liquidated Damages recovered, hire charges of equipment, additional charges for labour, Bank Guarantee, price escalation, loss of business during the extended period, bonus, additional payment for variations etc. amounting to Rs. 17.26 crores. Counter claims filed by CoPT amounts to Rs.12.57 crores Arbitration proceedings are in progress.
- q) M/s GPT Geo (JV), the Contractors for the work of “Construction of Flyover and ROB including modifications to GIDA Bridge No. 2 at Vallarpadam” invoked arbitration on 03.10.2018 , claiming an amount of Rs. 11.74 crores towards compensation for their various charges on account of delay in completion of work. The above claims were rejected by Chief Engineer on 02.11.2018 and the contractors appeal dated 16.11.2018 was also rejected by the chairman on 15.12.2018. Contractors vide letter dated 01.01.2019, requested to appoint a sole Arbitrator from the list of 3 Arbitrators submitted by them, invoking clause 25 of the GCC. This was rejected by CoPT on 22.01.2019, based on opinion of Port's LA M/s Menon & Pai. Contractors filed Arbitration Request at the Hon'ble High Court of Kerala on 11.04.2019. Hon'ble High Court of Kerala, vide Judgment dated 03.09.20219 appointed Sri. P. Bhavadasan (Former Judge of High Court of Kerala) as Arbitrator. The contractors claimed an amount of

Rs. 11.56 crores before the Arbitration Tribunal.

CoPT Board held on 20.02.2020 noted the reference of disputes between M/s GPT Geo JV and CoPT to the sole Arbitrator Sri. P Bhavadasan and approved to meet the Arbitration expenses from the remaining fund of the projects available with CoPT for the subject work; and authorized the Chief Engineer to do all act necessary in connection with the Arbitration Proceedings.

The first sitting of the Arbitral Tribunal was held on 18/02/2020 and finalized milestone dates. CoPT filed the Defense Statements and Counter claims for Rs. 11.05 crores on 11.09.2020. Further sittings of the Arbitration Tribunal were held on 18.03.2020, 22.06.2020, 26.06.2020, 26.06.2020, 14.08.2020, 14.10.2020, 16.11.2020, 17.12.2020, 14.01.2021, 15.03.2021, 20.03.2021 & 29.03.2021, in which the oral hearing of Claimant's part held on 15.03.2021 and 29.03.2021 by the Arbitral Tribunal. Next hearing is scheduled from 4th May 2021."

28. Retirement Benefits:

- a) Based on the data of 31.03.2021, the actuarial valuation of liability made by LIC is Rs 3453.55 Crores. The pension liability for the pensioners and existing employees is Rs 2355.74 crores and Rs 977.20 crores respectively totaling Rs

3332.94 Crores and Gratuity liability for existing employees is approximately Rs 120.61 Crores. Against this, Cochin Port is having investment of Rs.472.38 Crores and Rs 8.18 Crores in Pension and Gratuity Fund respectively as on 31.03.2021 which is excluding interest for the year 2020-21 as the interest rates for 2020-21 is yet to be declared by LIC.

- b) Contribution of Rs 348.99 crores to Pension Fund Trust includes Pension disbursement for the year amounting to Rs 221.25 crores.
- c) During the Board Meeting of Cochin Port Trust held on 22.08.2015 it was decided to transfer the premium received on leasing of land in full to Pension Fund Trust considering the deteriorating position of the Pension Fund. The net investment of Rs 131.75 crores made with LIC during 2020-21 includes Rs 4.98 crores received as Premium on lease of land.

29. Other Disclosures:

I) Joint Venture with IWAI for RO-RO Operatio

RO-RO Terminal has become operational from 25.02.2011. As per the MOU entered between IWAI and CoPT on 08.10.2009, the management and operation of RO-RO Terminals at Bolgatty Island and Willingdon Island will be carried out jointly by the port and IWAI by forming a Joint Management Committee (JMC) comprising of



representatives of both the parties. As per the MOU, Port shall arrange for collection of terminal charges from the contractor and will prepare Annual Accounts of all transactions relating to the use of the terminals. The administrative expenditure shall be met out from the revenue earned and the net surplus generated will be shared in the ratio of 70% to IWAI and 30% to CoPT. A separate Bank Account in the name of JMC was opened to remit the amount received against terminal usage charges from the contractor.

Due to failure in complying with the tender conditions, the port directed the party, M/s Lots Shipping to stop the operation with effect from June 2017 and subsequently the party has invoked arbitration against the port.

The audited accounts of JMC as on 31.03.2018 shows accumulated profit amounting to Rs 35.17 Lakhs. 30% of the profit share amounting to Rs 10.55 lakhs attributable to Cochin Port Trust has been recognized as income under "sundry receipts" in the books of CoPT during the year 2017-18. 70% share of profit amounting to Rs 24.62 lakhs is attributable to M/s IWAI which has been shown as due to IWAI in the books of CoPT and will be made after the settlement of dispute with M/s.LOTS Shipping Ltd.

ii) Outstanding dues from Pre-1996 lessees.

With respect to Pre – 1996 lessees, port had charged revised lease rent based on TAMP notified rates 2010 in the year 2014. However, lessees filed litigation in the Hon'ble High Court of Kerala through Cochin Port Lease Holders Association and Interim Order was issued on 25.02.2015 to maintain status-quo in the matter. Meanwhile, estate rentals were once again revised vide TAMP Notification No. 304 dated 22.07.2016 and came into effect from 21.08.2016. Based on legal opinion obtained by the port, bills at TAMP notified rate was raised with effect from 21.08.2016 in respect of all lessees including Pre-1996 lessees. However, vide WP(C) No. 12138/2017 (N), Cochin Port Leaseholders Association along with 2 other petitioners (Pre-1996 lessees) filed a petition in the Hon'ble High Court of Kerala. Vide order dated 06.04.2017, interim stay for recovery of enhanced amounts was passed. Hon'ble High Court has vide Judgement dated 04.09.2019 dismissed the WP No.5974/2015 & 29/2015 in favour of COPT. Accordingly COPT raised arrears bills for the differential amount in the lease rent as per TAMP 2010 i.e from 01.10.2014 to 20.08.2016 on Feb 2020. Total arrears as on 31.03.2021 under litigation amounts to Rs. 4.79 Crs , out of which 3.19 Cr pertains to the above judgment.



iii) License fees on jetties

The Port collects license fees from boat Jetties and piers based on the CoPT (Licensing of Jetties, Slipways and Boat Pens) regulations, 1968 and its amendments in 1996. License fees initially was Rs 1,297 per Jetty per annum which was enhanced to Rs 1,00,000 per Jetty per annum for those who rent out their jetties for tying up Valloms/boats belonging to others. As required u/s 123(n) of the MPT Act, 1963, the amendments were published in the official Gazette on 13.05.2014 and the same was communicated to Jetty owners on 16.06.2014. Jetty owners filed Writ petition in the Hon'ble High Court of Kerala and interim Order was passed that if the petitioners pay 1/4th of the demand, no action shall be initiated against the petitioners. Out of 287 jetties in use, only 65 owners have paid license fee. Balance is pending on account of litigation. Subsequently Port had reduced the rates and introduced a slab rates ranging between Rs. 2000/- to Rs. 100000/- depending on description of jetty. These have been published in the Kerala Gazette and waiting for publication in the Central Gazette. These rates have been factored in the general revision in SoR of Port by TAMP in the year 2016 which came into existence on 21.08.2016.

iv) Electricity bills of NTB & STB

The Port HT Electricity connection

to North and South Tanker Berths was billed under HTII (Non Industrial – Non Commercial) Tariff. Consequent on revision of tariff, KSEB reclassified the tariff from HT II to HT IV (Commercial) w.e.f. 15.05.1999 and KSEB issued revised bill for the period from May 1999 - July 2010 and raised demand of arrears. Cochin Port Trust filed a petition before Consumer Grievance Redressal Forum (CGRF) of KSEBL against the demand of arrears and requested to retain the tariff as HT-II. However the CGRF upheld the decision of KSEBL. Aggrieved on this, CoPT preferred an appeal before Hon'ble Electricity Ombudsman and the Ombudsman finally given order that the tariff of CoPT at NTB & STB to be retained under HT-II only. The KSEB filed a writ petition against the order of Ombudsman before Hon'ble High court of Kerala. The decision is yet to receive from Hon'ble High court of Kerala. The port is presently paying bill under HT-II tariff.

The differential amount towards disputes is Rs 1.17 crores as on 31.03.2021.

- v) In the case of estate rentals, billing has not been made in those cases for which port has issued resumption notice and eviction is under process.

vi) Duty Credit scrip:

The Port has filed application for SEIS scrips till the year 2018-19 as



per the Foreign Trade Policy (FTP) 2015-20 and has recognized income from sale of scrip till 2019-20. Though the FTP has been extended upto 31.03.2021, due to Covid 19 pandemic and budgetary restrictions imposed by the Govt of India, the window for online filing the benefits of SEIS scheme has not been opened yet, due to which Port could not apply for the Duty credit scrip for the year 2019-20. Due to uncertainty, Port has not recognized SEIS income for the year 2020-21 with respect to Duty credit scrip for 2019-20.

Similarly, M/s IGTPPL has also received the scrip for 2015-16, 2016-17 and 2017-18 for Rs.6.77 Crores, Rs. 5.74 Crores and Rs. 5.57 Crores respectively. Based on the observations made by C&AG and the Revenue Auditors that IGTPPL has not paid revenue share on sale of SEIS Scrips, the Port sought legal opinion from our legal advisors and Additional Solicitor General and raised demand on IGTPPL. However, IGTPPL informed the Port that Royalty is not payable on SEIS scrips.

As per Article 15.1 of the License agreement, a meeting was conducted on 02.09.2019 to resolve the issue and difference of opinions amicably. However, it was in vain. Hence decided

mutually to invoke Article 15.2 of the License agreement to take Assistance of Expert to resolve the issue. Accordingly, Hon'ble Justice (Retd) S.Siri Jagan has been mutually appointed as an external expert by CoPT and IGTPPL. The External Expert Justice (Retd.) S.Siri Jagan has furnished a detailed opinion and concluded that "the revenue generated by the IGTPPL from transfer of SEIS Duty Credit Scrip to third parties would constitute "Gross Revenue", as defined in the Licence Agreement and the IGTPPL is contractually bound to share 33.3% of the same also with CPT, in accordance with Article 5.2 of the Licence Agreement between the parties." However, IGTPPL informed that the opinion furnished by Justice (Retd.) S Siri Jagan is not acceptable to them.

Since Article 15.1 'Amicable Settlement' and Article 15.2 'Assistance of Expert' of the Dispute Resolution in the Licence Agreement with IGTPPL has been acted upon and have not yielded any results, Port is in the process of invoking the Arbitration Clause as per Article 15.3 of the Licence Agreement.

30. A separate set of accounts of Cochin Fisheries Harbour is annexed to the accounts.

**FINANCIAL ADVISER &
CHIEF ACCOUNTS OFFICER**