



2022-23



ADMINISTRATION REPORT & ANNUAL ACCOUNTS



Visit of Dr. L. Murugan, Hon'ble
Minister of State of Fisheries,
Animal Husbandry and Dairying and
Information & Broadcasting to
Cochin Port on 03.01.2023



Independence Day 2023



Republic Day -2023

ADMINISTRATION REPORT AND ANNUAL ACCOUNTS 2022-2023



कोचिन पत्तन प्राधिकरण
Cochin Port Authority

An ISO 9001:2015 & ISPS Compliant Port

Willingdon Island, Cochin-682 009

Contents

Pg. No.

5 The Board of Major Port Authority

6-7 Principal Officers (As on 31.03.2023)

8 Port Operations at a Glance

Part I - Descriptive

11 I Management

15 II Traffic

24 III Shipping

31 IV Port Operations

35 V Financial Position

40 VI Engineering

45 VII Labour Welfare and Industrial Relations

50 VIII General Activities

Part II - Statitital Appendices

55-104 Statements 1 to 40

Part III - Financial Statements

109 Balance Sheet & Annual Accounts

126-133 Notes To Annual Accounts 2022-23

134 Annexures

THE BOARD OF MAJOR PORT AUTHORITY

MEMBERS

Chairperson : **Dr. M. Beena IAS**

Deputy Chairperson : **Shri. Vikas Narwal IAS**

Sl.	Name	Address	Representing
1	Shri. P.K. Mohammed Yousef IRS	Commissioner of Customs, Custom House, Willingdon Island, Cochin - 682009	Dept. of Customs
	Shri. Jaideep P. IRS. (w.e.f.17.08.2022)		
2	Shri. Sunil Kumar Singh	Adviser (Statistics) Ministry of Ports, Shipping & Waterways,	Ministry of Ports, Shipping & Waterways
	Shri. Sanjay Kumar (w.e.f 14.03.2023)	Additional Secretary & Financial Advisor, Ministry of Ports, Shipping & Waterways, Transport Bhawan, 1, Parliament Street, New Delhi- 110001	
3	Commodore Rajesh Kumar Yadav	Naval Officer-In-Charge, Kerala Naval Base, Cochin - 682004.	Defence Service (Navy)
4	Shri. I. Jeyakumar IRTS	Chief Freight Transportation Manager, Southern Railway Headquarters, Park Town, Chennai - 600003	Indian Railways
	Shri. Tej Partap Singh (wef 10.08.2022)		
	Shri. Satya Prakash Shastri IRTS (wef 28.09.2022)		
	Shri. R. Murugaraj IRTS (wef.30.03.2023)		
5	Shri. K. Biju IAS (w.e.f. 24-03-2023)	Secretary to the Government of Kerala, Port Department, Room No.302, Annex-II, 3 rd Floor, Government Secretariat Thiruvananthapuram-695001	Government of Kerala

PRINCIPAL OFFICERS (AS ON 31.03.2023)

Chairperson	:	Dr. M. Beena IAS
Deputy Chairperson	:	Shri. Vikas Narwal IAS

GENERAL ADMINISTRATION DEPARTMENT

Secretary	:	Smt. C. Premakumari
Sr. Dy. Secretary	:	Shri. Jijo Thomas
Sr. Dy. Director (R)	:	Shri. R.Satish
Dy. Secretary	:	Shri. M.C. Jayandhan
Dy. Chief Mechl.Engr(M)	:	
Estate	:	Shri. K.V. Bhagavath Sing

VIGILANCE DEPARTMENT

Chief Vigilance Officer	:	Shri. T. Prabhu IOFS (2001)
Dy. CVO	:	Shri. Mijoe Joseph

C.I.S.F

Dy. Commandant	:	Shri. Neeraj Kumar Patel
----------------	---	--------------------------

FINANCE DEPARTMENT

Financial Adviser &		
Chief Accounts Officer	:	Shri. Surendra Kumar Sahu
Sr. Dy. Chief Accounts Officer	:	Smt. Rajashree K. Dabke
Sr. Dy. Director (EDP)	:	Shri. Vinod C.

CIVIL ENGINEERING DEPARTMENT

Chief Engineer	:	Shri. Paritosh Bala
Dy. Chief Engineer (C)	:	(i) Smt. E.Rema (ii) Shri. K. Joji Paul

MECHANICAL ENGINEERING DEPARTMENT

Chief Mechanical Engineer	:	Shri. V.Thuraipandian
Dy. CME (ELE)	:	Vacant

TRAFFIC DEPARTMENT

Traffic Manager	:	Shri. Vipin R. Menoth
Sr. Dy. Traffic Manager	:	Shri. Jimmy George
Dy. Traffic Manager	:	Shri. D. Anil Kumar
Dy. Traffic Manager	:	Shri. Raj Vinod P.

MARINE DEPARTMENT

Deputy Conservator	:	Capt. Joseph J. Alapat
Harbour Master	:	Capt. Francis J. Veliyath
Dock Master	:	Vacant
MMPC	:	Capt. Sam Abraham
MES	:	Shri. Thomas Mathew

MEDICAL DEPARTMENT

Chief Medical Officer	:	Vacant
Sr. Dy. CMO	:	Vacant
Dy.CMO (GD)	:	Dr. K. I. Muthukoya

STORES

Sr. Dy. Materials Manager	:	Vacant
---------------------------	---	--------


PORT OPERATIONS AT A GLANCE

		Year	
		2022-23	2021-22
I	Traffic (lakhs tonnes)		
	(including Container Traffic)		
i.	Export	73.35	85.26
ii.	Import	279.30	260.24
	Total	352.55	345.50
	Container Traffic (In TEU's)		
i.	Stuffed Containers		
a)	Export	213848	223476
b)	Import	264924	275883
	Total	478772	499359
ii.	Empty Containers		
a)	Export	130913	144068
b)	Import	85545	92150
	Total	216458	236218
	GRAND TOTAL	695230	735577
iii.	Containerised cargo handled (lakhs tonnes)		
a)	Export	37.12	38.16
b)	Import	62.74	64.62
	Total	99.86	102.78
II.	Shipping		
i)	No. of ships entered	1559	1519
ii)	Total NRT (lakhs)	220.11	207.32
iii)	Average detention time (hrs)	6.04	11.23
iv)	Average turn-round time (Boarding to De-boarding) (days)	1.39	1.44
v)	Average tonnage handled per ship (tonnes)	24517	24457
III.	Finance (Rupees in lakhs)		
i)	Total operating income	76357	71580
ii)	Total operating expenditure	42544	36730
iii)	Net operating surplus	33813	34850
iv)	Net surplus/deficit under Finance & Misc. Account	-33229	-33960
v)	Net surplus	583	890
vi)	Operating ratio(%)	56	51

Part I



DESCRIPTIVE NOTES



I MANAGEMENT

1. Board Members

The names of Board Members of Cochin Port Authority during 2022-23 as on 31-03-2023 are given at page 5. There were 4 meetings of Cochin Port Board during 2022-23.

2. Organisation

The organisational set up of the Cochin Port Authority as on 31-3-2023 is shown in the organisation chart given on the facing page. The names of Principal Officers of the Cochin Port are given on page 6 to 7

3. Officers and Staff

The total sanctioned strength in the Port including Dock Labour Division was 1879 as on 31-3-2023. Employment particulars may be seen from the statement No.34 in the statistical appendix.

The total amount of salaries and wages, over time and bonus payments made to Port and Dock employees during the year was Rs.15,009/- lakhs as against Rs.14,217/- lakhs in the preceding year as may be seen from the following statement.

(₹ in lakh)

Item	2022-23	2021-22
1. Salaries & Wages		
a) Class I & II Officers	4026	3772
b) Class III & IV Staff	10695	10154
c) Cargo Handling workers		
Total	14721	13926
1) Overtime	133	113
2) Bonus	155	178
Grand Total	15009	14217

4. Appointment to the posts reserved for SC/ST

Implementation Cell: The Cell set up to co-ordinate and ensure due compliance of various orders on reservation for SC/ST issued by Govt. of India from time to time took prompt action on all reservation orders received during the year. Prompt action has been taken by the cell on

all the petitions/representations received in the matter of reservation for Scheduled Castes/Scheduled Tribes.

5. Hindi Section

Hindi Section of the Cochin Port Authority attended to the translation of minutes of Board Meetings, Resolutions, General Orders, Rules, Notifications, Annual Administration Report, Office Orders & Circulars, Trade Notices, Tenders, Rules, Regulations, Annual Accounts, Audit report and Special Audit report thereon with action taken note on Audit Observations contained in the Report, questionnaires and documents of all Parliamentary Committees on various subjects, Notifications etc.

Hindi Section conducted Hindi Workshops (Technical & Language) Department wise for the benefit of Officers/employees in each quarter.

Hindi Fortnight was conducted from 14.9.2022 to 28.09.2022. Various virtual competitions in Hindi were conducted among the Officers/employees such as Hindi song, Terminology, Noting & Drafting, Recitation, Paragraph Dictation, Anthakshari, Reading, Speech etc. Hindi Song and Speech competitions were conducted for the children of Port Employees. At the valedictory function prizes and certificates were awarded to the winners. The Rolling Trophy "Chal Vijayanti" was awarded to the General Administration Department for securing more points in the various competitions in connection with Hindi Fortnight Celebrations. Hindi House Journal of Cochin Port Authority "Cochin Lahar" and "Rajbhasha Bulletin" were released by Chairperson.

Cash award scheme was launched for the children of the Port employees who have secured highest marks in Hindi at the CBSE/SSLC/12th Std. level along with Certificates were given at the Valedictory function of Hindi Fortnight celebration. Cash award scheme was also launched for the employees and Officers for Noting & Drafting in Hindi. Chief Medical Officer, Cochin Port Hospital was awarded "SHRESTHA RAJBHASHA KARMI PURASKAR" for his commendable work in Hindi. Chairperson and Dy.Chairperson was also awarded with Rajbhasha Utkarsh Puraskar & Nagari Prabodhini

Puraskaar respectively for commendable work in Hindi.

In addition to this, trophies were awarded to the officers /employees for putting signature in Hindi in the attendance register in connection with Hindi Hastakshar Yojana (Hindi Signature Campaign).

Officers/Employees successfully passed out Hindi Pragya/Prabodh/Parangat Examination for the year 2022 conducted by Hindi Teaching Scheme. Employees were nominated for Pragya & Prabodh, Typewriting course conducted by Hindi Teaching Scheme for January, 2023 session.

Books worth Rs. 2338/- were purchased for the Hindi Library including Dictionaries, Technical Terminology. Hindi books (Hindi Short Stories, Dictionaries, Poems & Essay of eminent Hindi authors) were distributed to Sir Robert Bristow Memorial Primary & Secondary Govt. School, W/Island for their Library.

Computer Training (virtual) was given to the Officers/ employees of Cochin Port Authority with a special attention to UNICODE method compatible to all Computers in order to increase the working knowledge of Hindi.

Dr. M. Beena, IAS, Chairperson and Hindi personnels attended the 28th & 29th meeting (virtual) of the Town Official Language Implementation Committee Kochi (PSUs) on 30-05-2022 & 28-10-2022 respectively.

Vishwa Hindi Divas was celebrated on 10th January, 2023. Rajbhasha Panchang was released by the Chairperson on this occasion.

Various virtual special programmes were conducted for promotion of Official Language like OL orientation, OL Management, Group discussion meeting, Translation Training Programme were conducted for the benefit of officers/employees of Cochin Port Authority and one Career Development Programme for students of University College, Trivandrum was also conducted.

In connection with "Azadi ka Amrut Mahotsav", several programmes like Hindi Seminar, Kavi sammelan and competitions were conducted.

6. Vigilance Department

1. Staff Position

- 1.1 Chief Vigilance Officer is the head of Vigilance department, and reports only to the Chairman, Cochin Port Authority.
- 2.1 Dy. CVO, Vigilance Inspector, Sr. Accountant (2 Nos.) and a Senior Office Attendant also posted in this department.

2. Vigilance Functions

Functions of the Vigilance Department can be broadly divided into

- (i) Preventive Vigilance,
- (ii) Punitive Vigilance and
- (iii) Surveillance and Detection.

i) Preventive Vigilance

10 Nos. contracts under Integrity Pact have been reviewed during the period which includes 7 Nos. Civil Engineering contracts, 1 No. Mechanical Engineering contract and 2 Nos. Marine contracts.

The Vigilance Awareness Week 2022 was inaugurated in Cochin Port by Dr. M. Beena IAS, Chairperson on 31.10.2022 by administering the Integrity Pledge in the presence of Sri.K.Rajendran, Chief Vigilance Officer, and Heads of Departments. The Integrity Pledge was also taken in the departments/divisional offices. Integrity e-pledge was taken by the employees of the Port through the CVC website during the week. The theme for Vigilance Awareness Week was "Corruption free India for a developed Nation".

Essay writing competition for Cochin Port employees and poster designing competition for the children of Kendriya Vidyalaya Port Trust & Naval Base on the theme were conducted during the week. Both the employees and children actively participated in the competitions. Prizes for

the award winners were distributed by the Chairperson on 06.11.2022 at Conference Hall, CoPA.

ii) Punitive Vigilance

Complaints received from various sources were examined and investigations done in cases of verifiable allegations having vigilance angle and reports submitted to the competent authority.

iii) Surveillance and Detection

During the period 3 periodic inspections and 9 surprise inspections have been carried out in the areas perceived as corruption prone.

CTE type inspection of 3 Civil Engineering contracts has been done during the period and report sent to CTE, CVC.

During investigation of complaints wherever irregularities were observed, it was recommended to take necessary action/corrective measures by the concerned authority. During the period of 2022-2023, 13 systemic improvements were implemented as per the advice of Vigilance Department.

3. Organizing Review Meetings

Monthly review of all pending matters such as investigation reports, disciplinary cases and other vigilance complaints / cases were conducted.

One IEM meeting on 15.07.2022 was held during the period to review contracts under Integrity Pact.

4. Submission of Reports and Returns

Monthly report on disciplinary matter sent to MoS and monthly status of contracts under Integrity Pact uploaded in Port's website.

Quarterly reports for anti corruption activities, pending CBI prosecution sanctions, CTE type inspections, Civil, Mechanical, Electrical

and service contracts, horticulture works, consultancy works, land leasing contracts and procurement of stores and medicines sent to CTE, CVC.

Quarterly Progress Report for vigilance works of CVO, CoPA for each quarter for the year 2022-23 uploaded in CVC portal.

7. Right to Information Act, 2005

Information such as organization functions and duties, power and duties of officers and employees, norms etc. have been voluntarily disclosed as prescribed in the Act and has been uploaded in the website i.e. www.cochinport.gov.in.

Secretary has been appointed as the Transparency Officer under RTI Act for Cochin Port Authority. There are 8 Central Public Information Officers and 7 Asst. Public Information Officers for the 7 departments and CFH of CoPA. Shri. Vikas Narwal IAS, Cochin Port Appellate Authority under RTI Act.

During 01-04-2022 to 31-03-2023, 86 applications and 05 Appeals were received under the Act and all applications were processed within the stipulated time.

8. ISO Certification

The Cochin Port Authority has been conferred ISO Certification under the new ISO 9001:2015 standard and is valid upto 18th December, 2024.

9. SAFETY ASPECTS

a) Pollution Control

Regular inspections carried out on tankers visiting the port to ensure compliance with the requirements of section 356G of Merchant Shipping Act and MARPOL regulations of International Maritime Organisation, to prevent discharge of oil into coastal and harbour waters. The same documented and filed.

No major pollution incidents occurred during 2022-2023. Regular patrolling was carried out by Pollution Control boat in the waters of inner harbour.

Facility provided to all the ships, which required to dispose various categories of waste generated on board, to comply with MARPOL Regulations of IMO. This is done by empanelling private vendors / contractors approved by Kerala State Pollution Control Board. All the vendors and agents are informed of the procedures and formalities to be followed in collection and disposal of ship generated waste, through the online portal "SWACHH SAGAR" managed by DG Shipping. Port Reception Facility (PRF) audit by MMD conducted on 16th Sept 2022.

The ship generated waste collection and disposal in Cochin port is completely online through this portal and is being implemented successfully. Efforts are on to ensure that all the vendors follow the procedures completely and systematically and upload the reception receipt in the portal. This online procedure has facilitated, Masters of vessels calling Cochin Port, to engage suitable vendors, well in advance before the actual arrival date.

Cochin Port has Complied with IMO MARPOL requirements and DG Shipping circular 06 of 2018 regarding reception facilities for wastes generated by ships during the normal operations and no shortcomings were noted by the customers.

Oil Spill Exercises and Emergency Drills were conducted at regular intervals to ensure operational readiness of pollution control equipments and familiarization of personnel as required by the contingency plan. Records of drills and functional checks of pollution control equipments are maintained by CoPA Fire Service.

Following Drills and exercises were conducted during the year:

- 1) Major exercise / Joint exercise - 2 on 26/04/2022 & 09/02/2023.
- 2) Internal mock drill-3

Joint inspection & audit by Coast Guard & MOSW- 10/03/2023.

3000 ltrs. of OSD purchased in the Year & purchase order given for 2000 ltrs. of Bio remediation

On 09/02/2023 mock drill was conducted at SPM on oil spill and demonstrated the use of oil spill containment equipments. Inflatable oil boom on board the SPM support vessel "Meghna" was deployed.

On 26/4/2022 at Fire station DHq 4 Joint drill by (ICGS, BPCL KSPCB) CoPA.

Brush skimmer was lowered. A portable tank was erected on board the tug to facilitate collection of discharge from the skimmer.

Internal pollution drill was as per schedule. Fire staff & wharf staff had participated.

b) ISPS compliance by CoPA

ISPS drills conducted as required by the Port Facility Security Plan. There were no major security threats in the previous year. Security patrolling and inspections carried out regularly in all the areas of port facility installations including SPM.

Participated in 2 day SagarKavach coastal security exercise jointly conducted by Indian Navy and Coastguard from April 18th & 19th 2023

ISPS audit was conducted by MMD and the Statement of Compliance with the ISPS Code of Cochin Port was renewed from 31/05/2023 valid until 29/05/2028 subject to annual audits.

10. Management Development Programme

As part of the Port's efforts to impart specialized training to the Port officers & staff, 5 numbers of officers and staff were deputed, for different training courses, seminars/ conferences, during the year.

04 Domestic training programmes were conducted as part of the management development programme.

12 in-house training programmes were also conducted at the Port Conference Hall Administrative building/ DLD, CoPA.

II TRAFFIC

The total traffic handled by the Port during the year recorded an increase of 2.04% to 352.55 lakh tonnes as against 345.50 lakh tonnes handled in the preceding year. An increase of 1.16% was recorded in the liquid bulk and 45.68% increase in the dry bulk. An increase of 23.34% was recorded in the break bulk and 2.84% decrease in the containerised cargo as compared to the preceding year. The details of traffic handled is given in the following statement.

(In Lakh Tonnes)

	2022-23		2021-22	
	Quantity	Percentage to total	Quantity	Percentage to total
A.Bulk Cargo				
I. Liquid Cargo	228.70	64.87	226.09	65.44
II. Dry Bulk				
1. Fertilisers & its raw materials	1.71	0.49	3.19	0.92
2. Ilmenite Sand	0.20	0.06	0.36	0.10
3. Coal	0	0	0	0
4. Cement	10.49	2.98	10.09	2.92
5. Salt	0.90	0.26	1.25	0.36
6. Others	9.33	2.65	0.63	0.18
TOTAL	22.63	6.42	15.52	4.49
B.Break Bulk Cargo	1.36	0.39	1.11	0.32
C.Containerised Cargo	99.86	28.33	102.78	29.75
GRAND TOTAL	352.55	100.00	345.50	100.00

During the year foreign cargo traffic increased by 1.92 % to 231.49 lakh tonnes from 227.14 lakh tonnes in the preceding year. Coastal cargo traffic have increased by 2.28 % to 121.06 lakh tonnes from 118.36 lakh tonnes. The details of coastal and foreign trade handled during the year compared with the preceding year are given below:

(In Lakh Tonnes)

Traffic	Export		Import		Total	
	2022-23	2021-22	2022-23	2021-22	2022-23	2021-22
Coastal	43.70	49.39	77.36	68.97	121.06	118.36
Foreign	29.65	35.87	201.84	191.27	231.49	227.14
TOTAL	73.35	85.26	279.20	260.24	352.55	345.5

Imports

Total import traffic handled during the year recorded an increase by 7.29% to 279.20 lakh tonnes from 260.24 lakh tonnes in the preceding year. A statement showing the commodity wise imports during the year compared to preceding year is given below.

(In Tonnes)

Commodity	2022-23		2021-22	
	Quantity	Percentage to total	Quantity	Percentage to total
POL *	17778686	63.68	16437771	63.16
Fertilisers	0	0.00	0	0.00
Fertilisers & Raw Materials	171110	0.62	319349	1.24
Coal	0	0.00	0	0.00
Containers	6273955	22.47	6462173	24.83
Other Cargo	3696609	13.24	2805129	10.78
TOTAL	27920360	100.00	26024422	100.00

*includes Crude & POL

Exports

Total export traffic handled during the year showed a decrease of 13.97% to 73.35 lakh tonnes from 85.26 lakh tonnes in the preceding year. A commodity wise statement of exports handled during the year compared to preceding year is given below.

(In Tonnes)

Commodity	2022-23		2021-22	
	Quantity	Percentage to total	Quantity	Percentage to total
(i) POL *	3488225	47.56	4628994	54.30
(ii) Containers				
Tea	74452	1.02	65199	0.76
Cashew Kernals	21858	0.30	24299	0.29
Sea Foods	196719	2.68	179579	2.11
Coir Products	119350	1.63	240745	2.82
Rubber & Rubber Products	92518	1.26	118087	1.39
Spices	93156	1.27	105697	1.24
Coffee	47245	0.64	62069	0.73
Others	3066659	41.81	3019895	35.42
(iii) Other bulk	134689	1.84	81020	0.95
TOTAL	7334871	100	8525584	100

Container Traffic

During the year the tonnage of container cargo (excluding tare weight of containers) handled decreased by 2.32% to 83.33 lakh tonnes from 85.31 lakh tonnes in the preceding year. Exports in containers showed a decrease by 1.70% during the year to 28.92 lakh tonnes from 29.42 lakh tonnes in the preceding year and import in containers showed a decrease by 2.63% during the year to 54.41 lakh tonnes from 55.88 lakh tonnes in the preceding year as may be seen from the following statement.

(In Tonnes)

Commodities	Quantity		Percentage to Total	
	2022-23	2021-22	2022-23	2021-22
Export				
Cashew Kernels	21858	24299	0.26	0.28
Coir Products	119350	240745	1.43	2.82
Pepper	12692	14285	0.15	0.17
Sea Foods	196719	179579	2.36	2.11
Tea	74452	65199	0.89	0.76
Turmeric	7532	7166	0.09	0.08
Coffee	47245	62069	0.57	0.73
Chemicals	113448	67751	1.36	0.79
Miscellaneous	2299092	2281376	27.59	26.74
TOTAL	2892388	2942469	34.71	34.49
Import				
Machinery	24308	28255	0.29	0.33
Tea	7968	10574	0.10	0.12
Chemicals	432749	409204	5.19	4.80
Miscellaneous	4975918	5140024	59.71	60.25
TOTAL	5440943	5588057	65.29	65.51
GRAND TOTAL	8333331	8530526	100.00	100.00

Total number of containers handled showed a decrease to 695230 TEUs during the year from 735577 TEUs handled in the preceding year indicating a decrease by 5.49% as may be seen from the following statement.

Particulars	2022-23	2021-22
i) No. of sailings of fully containerised ships	609	615
ii) No. of laden containers handled		
(a) Exports		
(i) 20 Feet		90544
(ii) 40/45 Feet		66466
TOTAL	0	157010
(b) Imports		
(i) 20 Feet		182797
(ii) 40/45 Feet		46543
TOTAL	0	229340
(c) Grand Total		
(i) No. of laden containers		
Actual Number	0	386350
TEUs	0	499359
(ii) No. of empty containers		
Actual Number		183254
TEUs		236218
TOTAL		
Actual Number	0	569604
TEUs	0	735577

Total number of containers received from and despatched to different ICD's decreased to 2394 TEUs during the year from 6162 TEUs in the preceding year. A statement showing the number of TEUs received from and despatched to the ICD's during the year compared with preceding year is given below.

Particulars	Grand Total ICD
	No. of Containers TEUs
Received	1284 (3168)
Despatched	1110 (2994)
TOTAL	2394 (6162)

Note : Figures in brackets relate to previous year

CFS Facility

Facility	2022-23	2021-22
CFS Stuffing/De-stuffing (TEUs)	3922	4224
Baggage Shed, De-stuffing (TEUs)	1562	1630

Cochin Port CFS registered an increase of 7.15 % in the volume of cargo containers stuffed and de-stuffed for the period April to March 2022-23 vs. the corresponding period in 2021-22.



DIAGRAM NO.1
MONTHLY VARIATION IN THE VOLUME OF TRAFFIC HANDLED DURING 2022-23

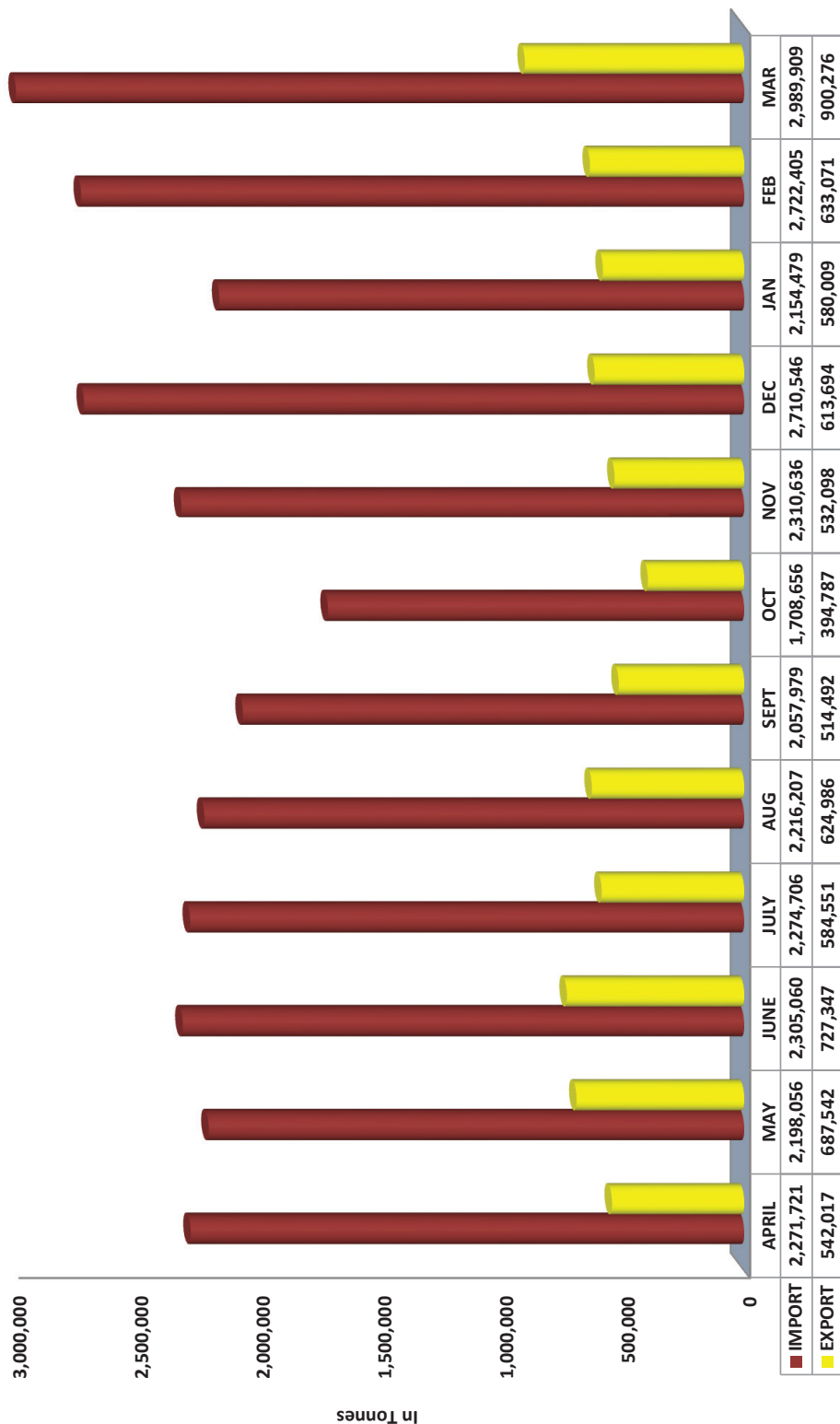


DIAGRAM No.2
PERCENTAGE COMPOSITION OF TRAFFIC DURING 2022-23

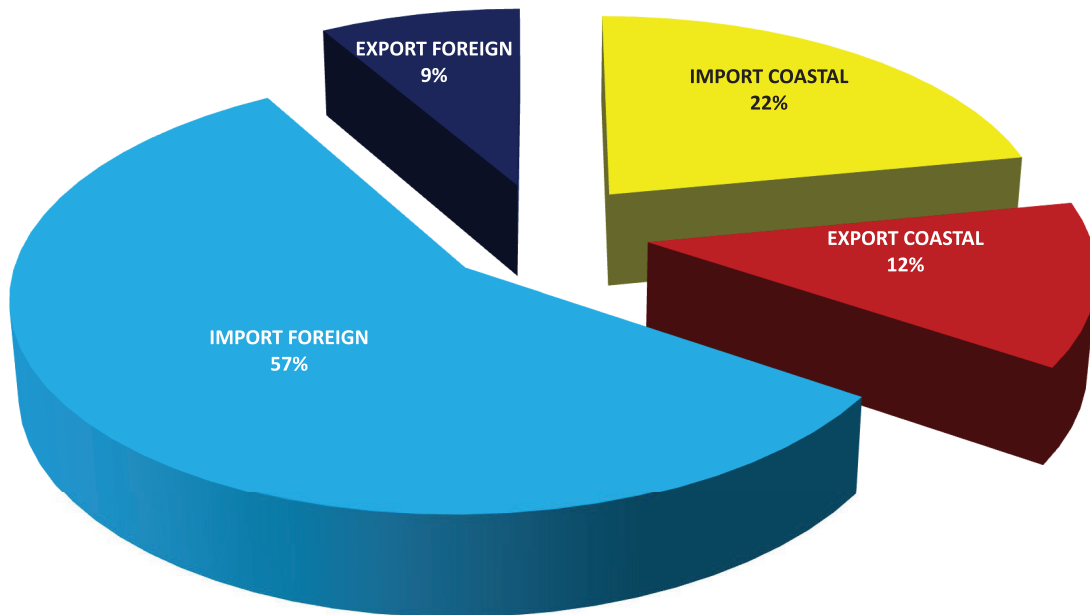


DIAGRAM NO.3
VARIATION OF TRAFFIC 2022-23

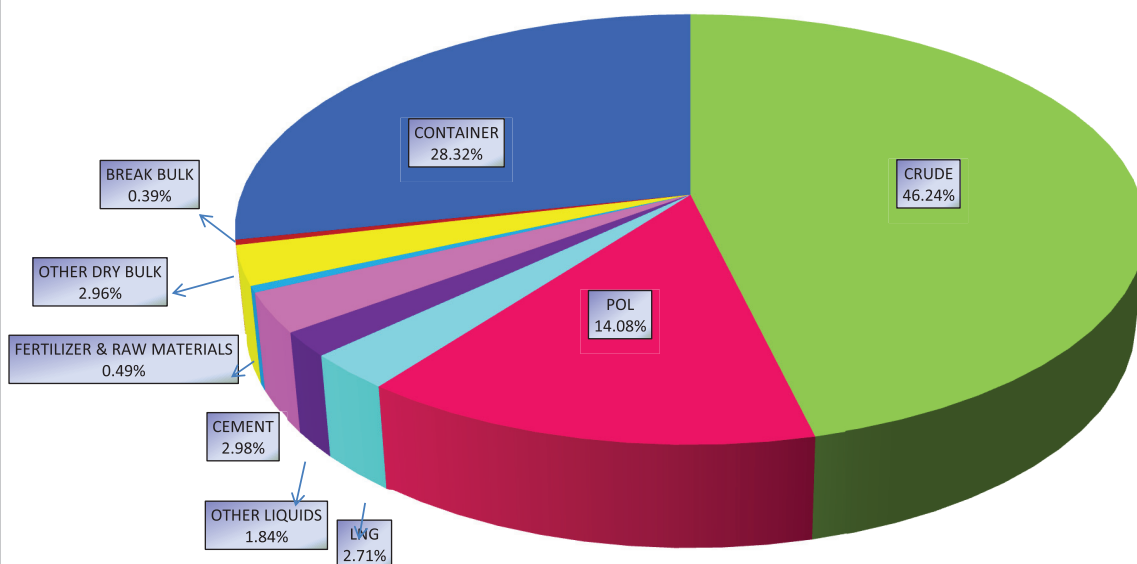


DIAGRAM No. 4
YEARLY VARIATION IN TRAFFIC

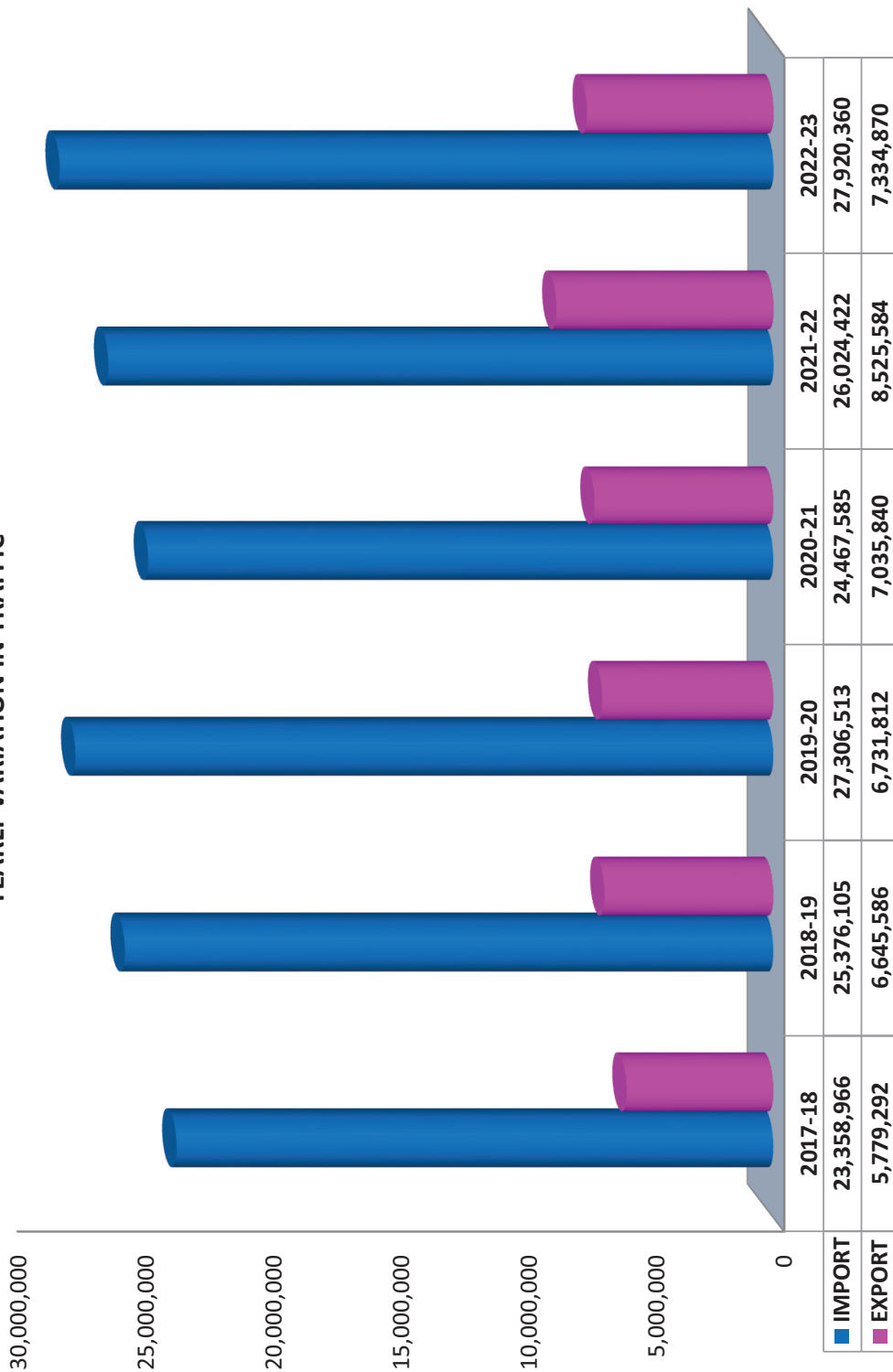


DIAGRAM NO.5
DIRECTION OF TRAFFIC DURING 2022-23


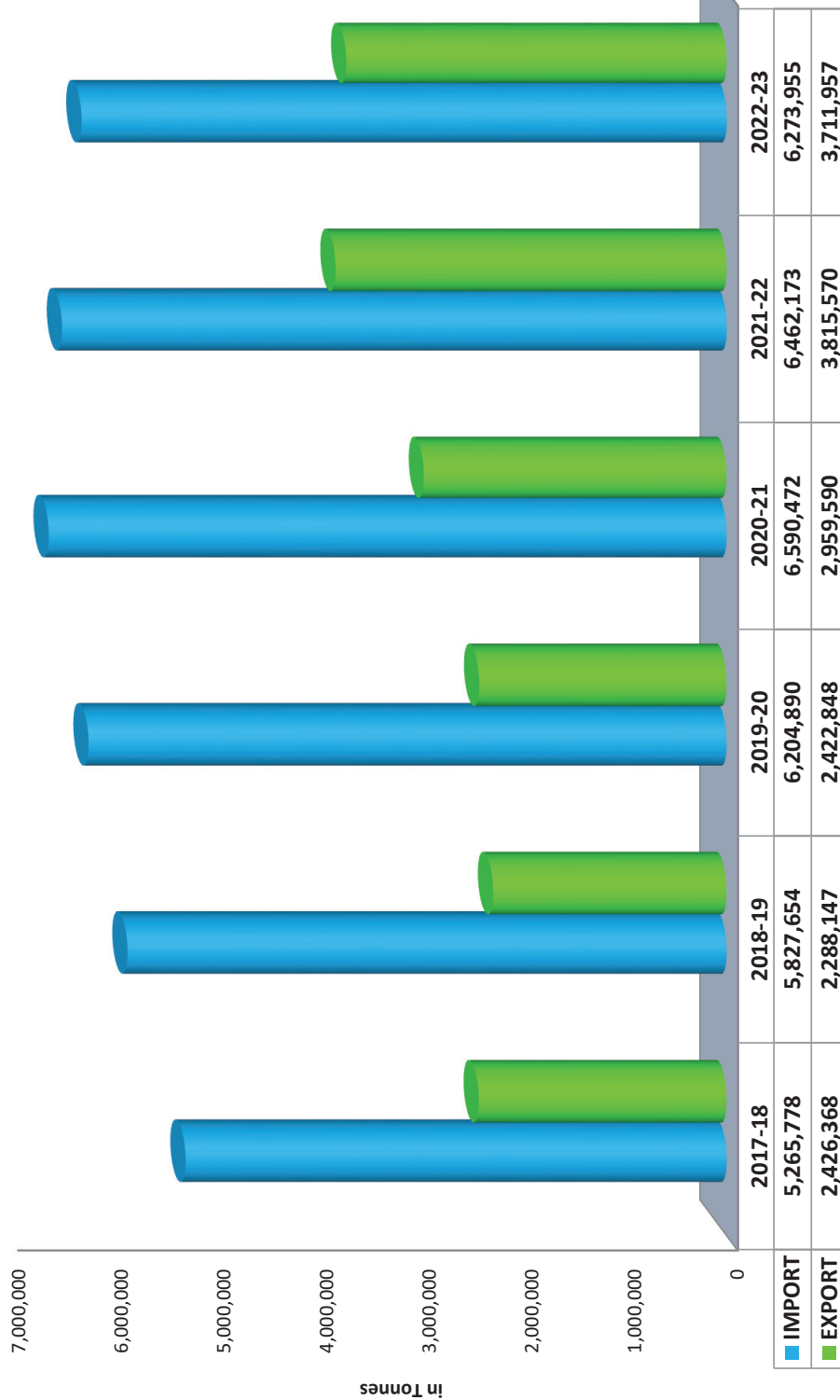


DIAGRAM No.6
CONTAINER TRAFFIC HANDLED



III. SHIPPING

During the year 2022-23, 1559 vessels called at the Port as against 1519 vessels in the preceding year registering an increase of 2.63% in the shipping activity. The total GRT of vessels called at the Port showed an increase of 5.35 % during the year over that of the preceding year as may be seen from the following statements:

Year	Entered		Cleared	
	No. of Ships	GRT (in tonnes)	No. of Ships	GRT (in tonnes)
2017-2018	1555	43109857	1551	43063756
2018-2019	1600	46095209	1608	46269274
2019-2020	1600	47665451	1589	47093787
2020-2021	1486	39281923	1475	39532933
2021-2022	1519	40794635	1509	40958154
2022-2023	1559	42978746	1549	42670164

A category wise analysis of ships that called at the Port during the year compared with the preceding year is given below:

Type of Vessles Entered	No. of Ships		GRT (Tonnes)	
	2022-2023	2021-2022	2022-2023	2021-2022
Tankers	470	446	21279859	20876609
Colliers	0	0	0	0
Food grains	0	0	0	0
Fertilizer	0	0	0	0
Dry Bulk	78	104	1265005	1477592
General Cargo	30	28	409989	312659
Containers	610	613	16933937	16246054
Cruise Vessels	31	1	1224041	48563
Passengers & Others	340	327	1865915	1833158
Total	1559	1519	42978746	40794635

The number of cleared ships having GRT above and below 3000 showed an increase during the year compared to preceding year, which may be seen from the following statement:

GRT of Ships (In Tonnes)	2022-23			2021-2022		
	Coastal	Foreign	Total	Coastal	Foreign	Total
Upto 2999	90	5	95	139	10	149
3000-6999	253	36	289	219	27	246
7000-14999	46	86	132	23	97	120
15000-39999	422	295	717	444	271	715
40000 & above	95	221	316	92	187	279
Total	906	643	1549	917	592	1509

Average GRT of ships entered and cleared showed an increase compared with the preceding year as may be seen from the statement given below:

Average GRT of Steamers		
Year	Entered	Cleared
2017-2018	27723	27765
2018-2019	28809	28774
2019-2020	29791	29637
2020-2021	26435	26802
2021-2022	26856	27143
2022-2023	27568	27547

2. Seasonal pattern of shipping (Cargo Vessels)

Average number of cargo vessels in Port per day was 4.44 during the year. An analysis of the month wise average of ships in Port per day at the Wharf and in stream during the year compared with the preceding year is given below:

Month & Year	2022-2023			2021-2022		
	At Wharf & SPM	In Stream	Total	At Wharf & SPM	In Stream	Total
April	4.02		4.02	4.59	--	4.59
May	3.93		3.93	4.06	--	4.06
June	4.48		4.48	4.09	--	4.09
July	3.64		3.64	4.22	--	4.22
August	3.69		3.69	3.84	--	3.84
September	3.99		3.99	4.12	--	4.12
October	3.75		3.75	4.10	--	4.10
November	4.61		4.61	4.09	--	4.09
December	3.72		3.72	4.78	--	4.78
January	4.22		4.22	4.35	--	4.35
February	4.39		4.39	4.76	--	4.76
March	3.82		3.82	4.06	--	4.06
Annual Average	4.44		4.44	4.64	--	4.64

3. Berthing distribution of vessels

Berth No.	No. of Vessels	
	2022-2023	2021-2022
Q1	55	42
Q2	0	0
Q3	0	0
Q4	83	82
Q5	73	78
Q6	56	59
Q7	65	54
Q8	61	37
Q9	24	21
Q10	46	46
BTP	113	121
COT	86	119
NCB	63	28
NTB	58	54
SCB	0	0
STB	1	0
LNG	14	17
UTL	8	48
V2	295	314
V3	318	300
Total -A	1419	1420
B. SPM	119	89
C. Cochin Shipyard/ Dock	11	0
Grand Total A+B+C	1549	1509

4. Berth Occupancy

Average occupancy of berths / jetties during the year increased to 40.91% from 38.22% in the preceding year. A statement indicating the percentage occupancy of various alongside wharf berths and jetties during the year compared to preceding year is given below:

Berth Facility	Percentage of Occupancy		
	No. of berths	2022-2023	2021-2022
Q1 - Q7	7	30.38	26.82
Q8 - Q9	2	30.16	25.05
Q10 (FACT)	1	44.88	50.30
STB & NTB	2	11.31	21.95
COT	1	48.05	60.38
BTP	1	63.31	56.97
NCB & SCB	2	37.76	14.39
Vallarpadam V2 - V3	2	58.57	65.41
LNG	1	4.92	5.06
UTL	1	100.00	100.00
Total - A	20	40.24	37.83
B. SPM	1	54.27	46.16
Grand Total (A+B)	21	40.91	38.22

5. Flagwise analysis of shipping

The Nationality wise distribution of ships, which were cleared from the Port during the year compared with the preceding year, is indicated below:

Nationality of vessels	2022-2023			2021-2022		
	No. of cargo ships cleared	Total traffic handled (Lakhs tonnes)	% to total traffic handled	No. of cargo ships cleared	Total traffic handled (Lakhs tonnes)	% to total traffic handled
Bahamian	7	1.67	0.47	10	7.10	2.05
Cyprus	19	6.34	1.80	7	0.76	0.22
Indian	588	147.16	41.74	655	156.04	45.16
Liberian	125	49.02	13.90	96	54.71	15.84
Malta	13	0.74	0.21	11	11.55	3.34
Panamanian	97	33.39	9.47	107	25.50	7.38
Singapore	126	20.03	5.68	73	15.79	4.57
Others	211	94.20	26.72	235	74.05	21.43
Total	1186	352.55	100.00	1194	345.50	100.00

During the year Indian ships handled 41.74 % of the total traffic at the Port. Details of flag wise analysis of traffic handled are given in Statement No.7 in the Statistical Appendices.

6. Pilotage

During the year 4145 movements of ships involving 6942 hours were attended to as against 4163 movements involving 7055 hours in the preceding year. The average time involved per movement was 1.67 hours during the year as against 1.69 hours in the preceding year.

7. Passenger traffic

Total number of passengers arrived at and sailed from Cochin Port during the year was 98596 and 98955 respectively as against 61309 and 67935 in the preceding year. Details of passenger traffic are given in Statement No.32 of the Statistical Appendices.



DIAGRAM NO.7
NUMBER OF SHIPS ENTERED

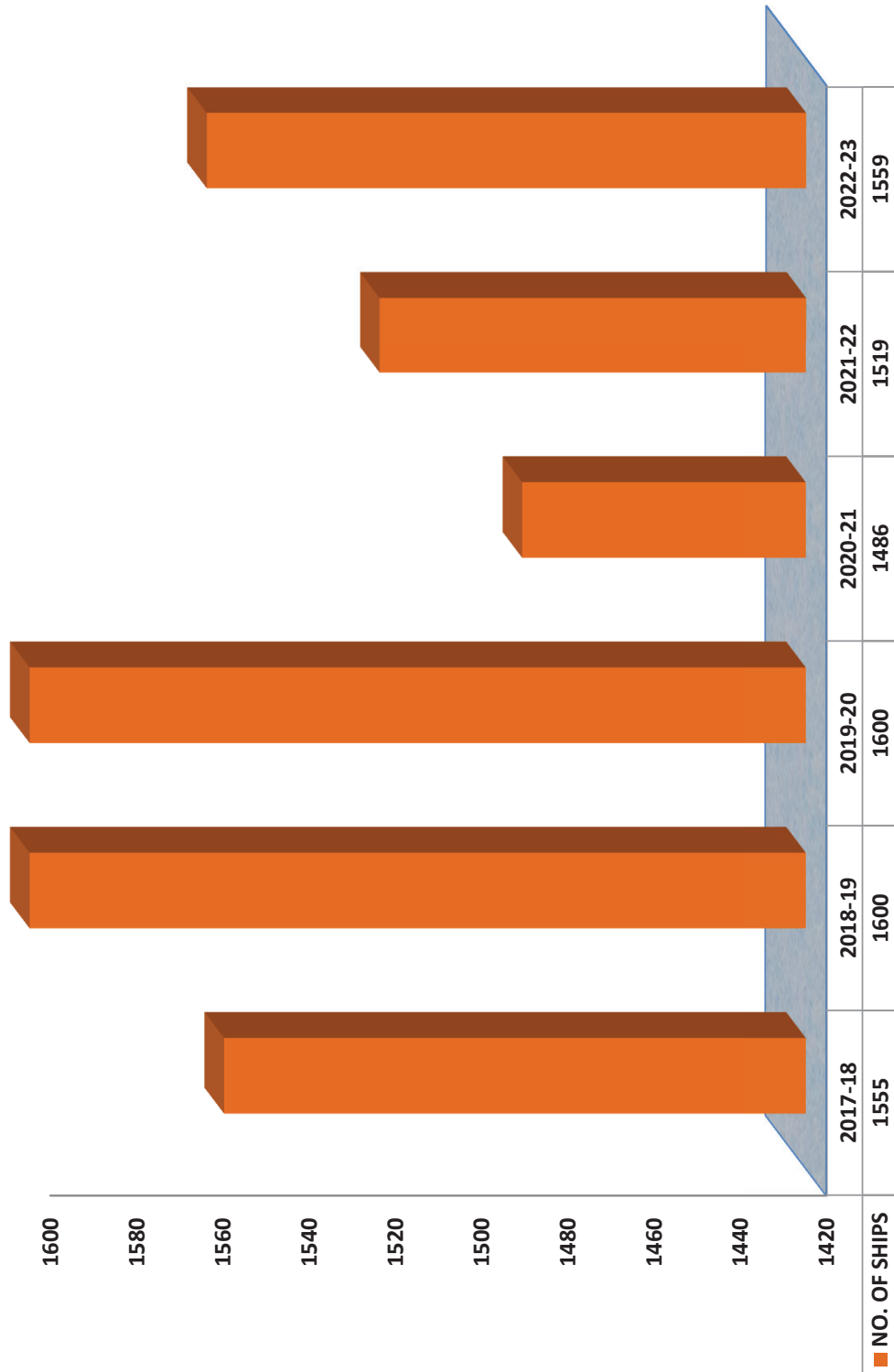


DIAGRAM NO.8
NRT OF VESSELS ENTERED

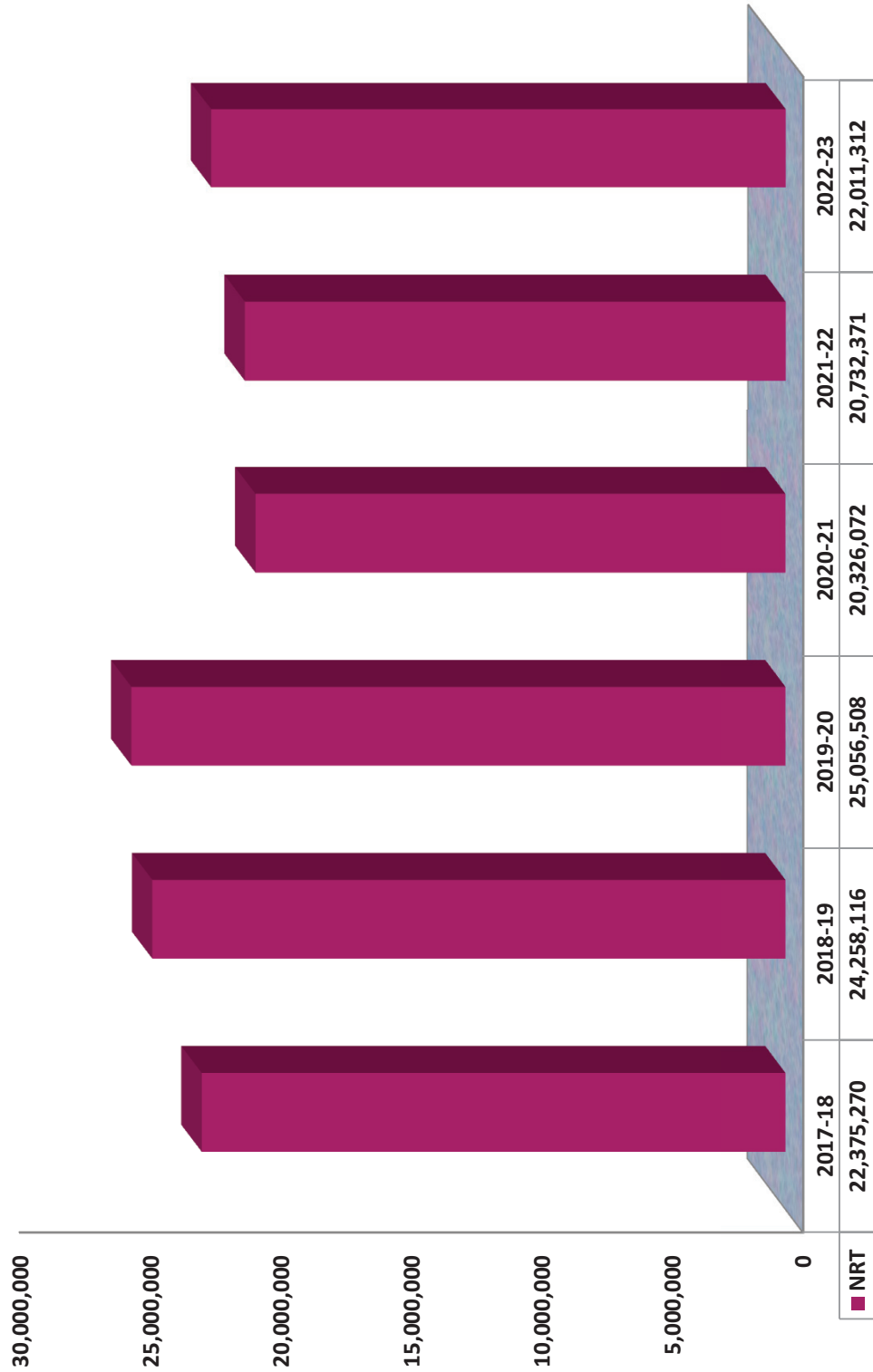
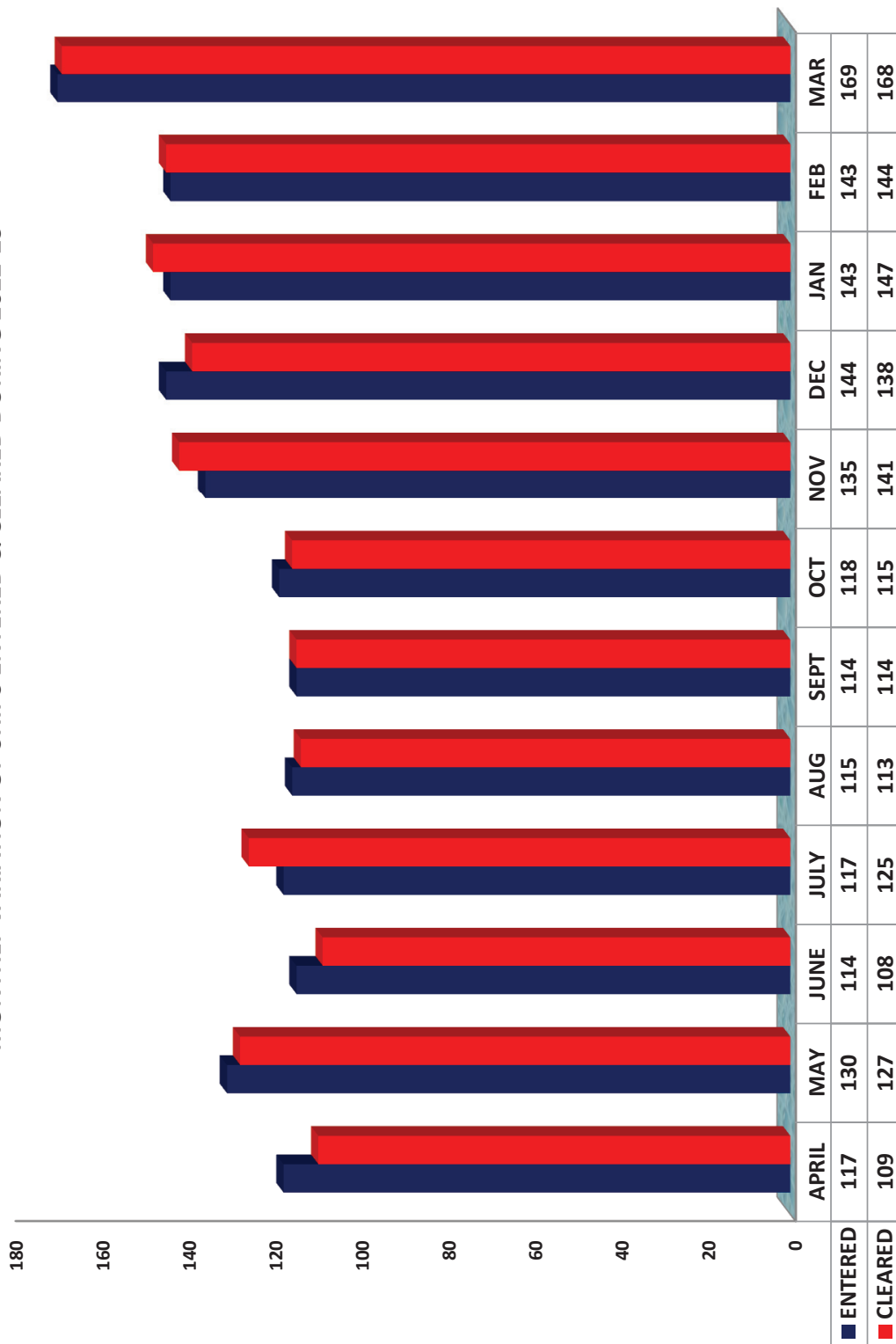


DIAGRAM NO.9
MONTHLY VARIATION OF SHIPS ENTERED & CLEARED DURING 2022-23



IV. PORT OPERATIONS

During the year 2022-23, 53.76% of the traffic was handled at Wharf and 46.24% of the traffic was handled at SPM. A statement showing the tonnage handled during the year compared with the preceding year is given below.

(In Lakhs Tonnes)

Year	At Wharf			At SPM/ STS			Grand Total
	Import	Export	Total	Import	Export	Total	
2022-23	116.19	73.35	189.53	163.02	0.00	163.02	352.55
	32.96%	20.81%	53.76%	46.24%	0%	46.24%	100%
2021-22	109.00	85.26	194.26	151.24	0.00	151.24	345.50
	31.55%	24.68%	56.22%	43.78%	0%	43.78%	100%

2. Utilization of Cargo handling equipment

The utilization of cargo handling equipments for the year 2022-23 is given in Statement No. 27 of Statistical Appendices.

3. Operational Efficiency Performance Indicators

The performance indicators for the year 2022-23 are given in Statement No.17 & 18 of the Statistical

Appendices. Analysis of important indicators are given in the following paragraphs.

a) Pre-berthing waiting time

During the year 2022-23 the overall pre-berthing waiting time at outer roads per ship having cargo work decreased to 6.04 hrs. as against 11.23 hrs. in the preceding year. A detailed analysis showing causes of detention of various categories of ships is given below.

Percentage causes for detention of ships at outer roads							
Type of Ships	Ships/ Agents option	Berth not available	Tidal/ Draft constraints	Weather constraints	Lack of night navigation	Others	Total
Break Bulk	1.52	0.00	0.00	0.00	0.00	0.81	2.33
Containers	31.02	0.00	0.00	0.00	0.00	1.86	32.88
Dry Bulk (M)	7.16	0.00	0.00	0.00	0.00	0.00	7.16
Dry Bulk (C)	0.12	0.00	0.00	0.00	0.00	0.00	0.12
Liquid Bulk	57.50	0.00	0.00	0.00	0.00	0.00	57.50
Total for 2022-23	97.33	0.00	0.00	0.00	0.00	2.67	100.00
Total for 2021-22	45.33	5.83	18.25	0.00	0.00	30.59	100.00

b) Turnaround time

Average turnaround time of ships having cargo work improved to 1.39 days during the year from 1.44 days in the preceding year. Category

wise details of turnaround time of ships are furnished in Statement No.18 in the Statistical Appendices. A cause wise analysis of stay of ships at the berth during the year is given in the following statement.

Percentage of various causal factors to total time lost	Break Bulk	Container	Dry Bulk	Liquid Bulk	Total
% of the time worked to stay at berth	97.75	98.88	96.47	91.14	92.45
% of time lost to Total stay at berth	2.25	1.12	3.53	8.86	7.55
Power Failure	0.00	0.00	0.00	0.00	0.00
Hatch opening/ Commencement of operations	0.00	0.00	8.56	3.12	3.32
Ships Account/ Agents option	33.34	1.08	10.56	14.17	6.73
Departure formalities	30.23	0.10	42.00	56.62	45.59
Strike/ Stoppage of work	0.00	0.00	0.00	0.00	0.00
Weather constraints	18.94	0.00	11.69	0.00	2.66
Equipment breakdown/ non-availability	0.00	0.00	0.00	0.00	0.00
Other reasons	10.71	0.06	13.95	5.60	6.32

c) Other salient features

Average service time for handling 1000 tons of cargo remains same at 0.98 hours during 2022-23 compared to previous year. Average output


of shore per gang shift increased to 509 tons during the year from 478 tons in the preceding year. The following table gives some of the important indicators in respect of shipping and traffic.

Sl.No	Indicators	2022-23	2021-22
1	Average service time per ship (total time in berth days)	1.16	1.18
2	Average service time per 1000 tonnes of cargo (in hours)	0.98	0.98
3	Average output of shore labour per gang shift (in tonnes)	509	478

The details of average productivity for effective hook hours are given below

Sl. No.	Commodity	Average productivity per effective hook hours 2022-23
1	Break Bulk	
a)	DEFENCE CARGO	8
b)	METALS & METAL PRODUCTS	104
c)	ALUMINA IN JUMBO BAGS	39
d)	IMO CARGO	36
e)	BREAK BULK OTHERS	1
2	Dry Bulk	
a)	CLINKER IN BULK	83
b)	ILMENITE SAND	110
c)	SALT IN BULK	94

DIAGRAM NO.10
YEARLY VARIATION IN AVERAGE DETENTION & AVERAGE TURNAROUND OF SHIPS CLEARED



4. Handling Rate

Average output per ship berthday increased to 24517 tons during the year from 24457 Tons in the preceding year. Category wise output rates are furnished in the Statement No.22 in the Statistical Appendix.

5. Utilization of Storage facilities

The average utilization of storage area during the year was 100%. A statement showing the details of various storage facilities available and utilized during the year compared to preceding year is given below:

Sl. No	Wharf	No. in Commission		Available (in M ²)		Utilized (in M ²)	
		2022-23	2021-22	2022-23	2021-22	2022-23	2021-22
1	Mattancherry						
a)	Ware Houses	4	4	12075	12075	12075	12075
b)	Overflow Sheds	3	3	6393	6393	6393	6393
c)	Transit Sheds	3	3	13110	13110	13110	13110
	Total	10	10	31578	31578	31578	31578
2	Ernakulam						
a)	Ware Houses	1	1	2680	2680	2680	2680
b)	Overflow Sheds	1	1	1580	1580	1580	1580
c)	Transit Sheds	1	1	3831	3831	3831	3831
	Total	3	3	8091	8091	8091	8091
3	Container Freight Station						
a)	Warehouses	1	1	10000	10000	10000	10000
	Grand Total	14	14	48476	48476	48476	48476

6. Cochin - The Leading Cruise Destination In India

Cochin Port has developed International Cruise terminal "SAGARIKA" at Ernakulam wharf and a modern world class fully air-conditioned CRUISE PASSENGER FACILITATION CENTRE-"SAMUDRIKA", where all

statutory clearances like Customs and Immigration for cruise passengers are given under single roof. Cochin Port also has a dedicated Cruise-cell available round the clock to service the exact requirements of the cruise vessels.



V. FINANCIAL POSITION

1. Profit & Loss Account

The Profit & Loss Account for 2022-23 closed with a net profit of Rs. 5.83 Crores.

2. Operating Income

The Operating Income increased by 6.67% to Rs.76,357 lakhs during 2022-23 from Rs. 71,580 lakhs during 2021-22. The activity wise details are given below:-

Rs. In lakhs

Sl. No	Operating Income	2022-23	2021-22	Percentage Increase(+) Decrease(-)
1	Cargo handling and storage charges	27,466	27,087	1.40%
2	Port and Dock charges	36,973	33,586	10.09%
3	Estate Rentals	11,918	10,907	9.27%
	Total	76,357	71,580	6.67%

3. Operating Expenditure

Operating Expenditure increased by 15.83% to Rs.42,544 lakhs during 2022-23 from Rs. 36,730 lakhs in 2021-22. Activity wise details are given below:-

Rs. In lakhs

Sl. No	Operating Expenditure	2022-23	2021-22	Percentage Increase(+) Decrease(-)
1	Cargo handling and storage charges	4,955	5,022	-1.33%
2	Port and Dock facilities for shipping	23,853	18,596	28.27%
3	Railway workings	-	-	-
4	Rentable land and building	2,157	2,141	0.78%
5	Management & General Administration	11,579	10,971	5.54%
	Total	42,544	36,730	15.83%

4. Finance and Miscellaneous Income and Expenditure

Rs. In lakhs

Sl. No.	Particulars	2022-23	2021-22	Percentage Increase(+) Decrease(-)
1	Finance & Miscellaneous Income	6367	4,332	46.96%
2	Finance & Miscellaneous Expenditure	39596	38,292	3.40%

5. Capital Debts

Total Capital Debts including interest as on 31st March 2023 stands as Rs. 44,946.64 lakhs.

6. Capital at charge

The value of Capital Assets (including Capital W.I.P) of the Port increased to Rs.71,812 lakhs as on 31st March, 2023 from Rs.71,230 lakhs as on 31st March 2022 as detailed below:-

(Rs. in lakhs)

Sl. No.	Particulars	As on 31.03.2022	During the year		As on 31.03.2023
			Addition	Deletion	
1	Land	5,149	-	-	5,149
2	Capital Dredging	8,440	-	-	8,440
3	Building, Sheds & Other structures	7,435	295	3	7,727
4	Wharves, Roads & Boundaries	21,178	923	-	2,2101
5	Floating Crafts	13,068	-	-	13,068
6	Docks, Seawall. Piers & Navigational Aids	2,169	-	-	2,169
7	Cranes & Vehicles	1,516	-	-	1,516
8	Plant & Machinery	3,923	-	-	3,923
9	Installations for Electricity Water, Telecommunications & Fire fighting	7,065	-	-	7,065
10	Oil pipeline installations	383	-	-	383
11	Miscellaneous	100	-	-	100
	Total	70,426	1,218	3	71,641
	Capital Work in-Progress	804	47	680	171
	GRAND TOTAL	71,230	1,265	683	71,812

During 2022-23 Rs.1,751 lakhs was provided towards depreciation as against Rs. 1,751 lakhs during the year 2021-22.

7. Reserve Fund

Balance position of various Reserve Funds as on 31.03.2023 and 31.03.2022 is given below:-

Rs. In lakhs

Sl. No.	Name of Fund	Balance as on	
		31.03.2023	31.03.2022
1	Capital Reserves	8,484	8,484
2	Reserve for Replacement, Rehabilitation & Modernization of Capital Assets	984	984
3	Reserve for Development, Repayment of Loan & Contingencies	689	689
4	Profit & Loss Account (Accumulated Loss)	47,050	47,633
5	Provision for Depreciation	35,810	34,062
6	Employees Welfare Fund	23	25
7	Family Security Fund	0.03	0.91
8	HBA Family Benefit Fund	42	40

DIAGRAM NO.11
DISTRIBUTION OF REVENUE ACCOUNTS

INCOME 2022-23

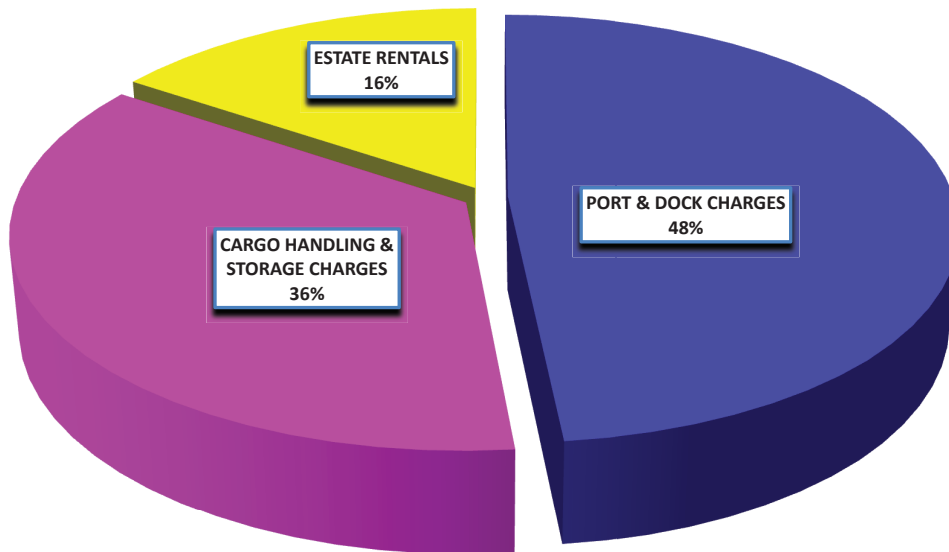


DIAGRAM NO. 12
DISTRIBUTION OF ACCOUNTS

EXPENDITURE 2022-23

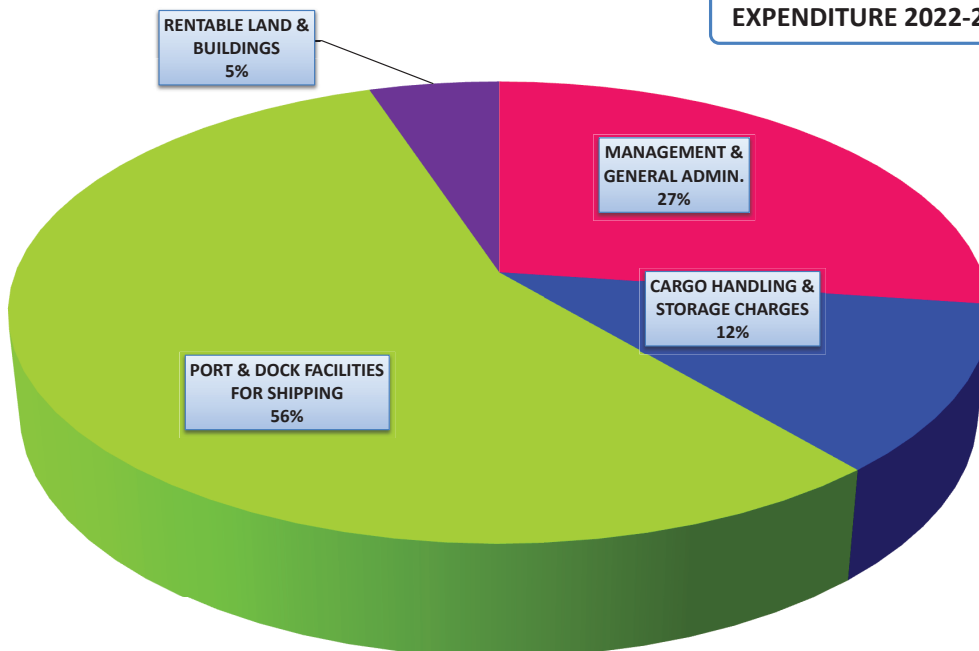
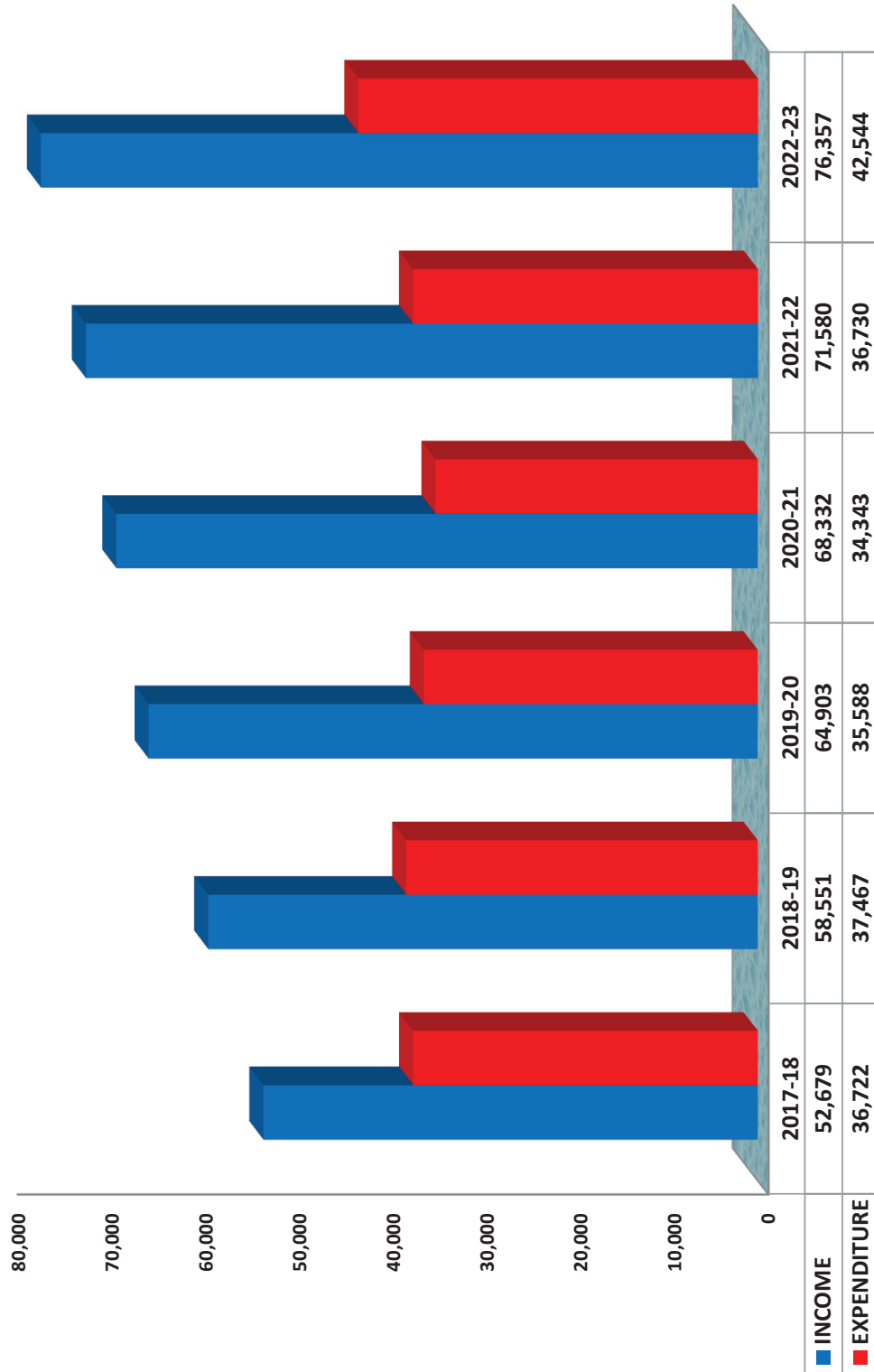


DIAGRAM NO. 13
YEARLY VARIATION IN OPERATING INCOME & EXPENDITURE (Rs. in lakhs)



8. Working Results at a glance

The results of the financial working of the Port during the year compared to previous year are indicated below:-

(Rs. in lakhs)

Sl. No.	Financial Factors	2022-23	2021-22
1	Gross Income	82723	75,912
2	Gross Expenditure	82140	75,022
3	Net Surplus	583	890
4	Capital at charge at the beginning of the year	71,230	70,606
5	Capital at charge at the end of the year	71811	71,230
6	Mean capital at charge	71,521	70,918
7	Capital employed	4178	10256
8	Return on capital employed (%)	13.95	8.68
9	Net worth	(-)33,573	(-)33,638
10	Percentage of net surplus to mean capital at charge (%)	0.82	1.25
11	Operating ratio (%)	55.72	51.31



VI. ENGINEERING

I. CAPITAL WORKS

The approved Annual Outlay for the year 2022-23 was Rs. 1196 lakhs against this actual expenditure during the year amounted to Rs.1522 lakhs as shown below:-

(Rs.in lakhs)

Scheme	Outlay for 2022-23	Expenditure during 2022-23	Percentage
1. GBS	12	3.17	26.41
2. IEBR	1184	1205	101.77
Total	1196	1522	127.25

Brief description of the works taken up during the Year 2022-23

1. Re-Construction of South Coal Berth (SCB) at Cochin Port

The project of Reconstruction of South Coal Berth (SCB) was taken up for handling mainly raw materials of Fertilisers (Liquid Ammonia etc.) of M/s FACT, on EPC mode at an estimated cost of Rs 19.19 Crores. The technical scheme of the project was provided by M/s.NTCPWC after carrying out necessary Health Check-up Study by IIT, Madras, Chennai.

The project was implemented under Sagarmala programme with 50% financial assistance from MoPS&W. Out of the balance 50%, the main user, M/s. FACT will provide 25% fund as advance and the same will be adjusted against their future wharfage charges and the remaining 25 % fund to be provided by Port. MoPS&W has released total amount of Rs.7,967 Crores which is equal to 90% of Ministry's contribution and balance amount is expected from MoPS&W.

Letter of Award for Reconstruction of SCB issued to M/s. KVJ Builders & Developers Pvt. Ltd., Kochi, for Rs.17,70,55,267.50 on 19-11-2020. Preparatory works commenced on 26-11-2020. The Hon'ble Prime Minister of India had laid the foundation stone for this project on 14-02-2021.

The work has been completed in all respects on 17.08.2022 with a delay of 265 days due to delay in handing over the site and lockdown due to Covid Pandemic, time taken to accommodate the additional requirements of FACT etc.

The reconstructed SCB has added 1.30 MMPTA to the cargo handling capacity of CoPA and maximum projected traffic is 0.90 lakh tonnes per annum.

2. Construction of a jetty & Associated Facilities for Handling Ro-Ro Ships at Cochin Port.

The project has been taken up for handling mainly Propylene, at an estimated cost of Rs 11.06 Crores. The project is being implemented under Sagarmala programme with 100% financial assistance from MoPS&W.

The Hon'ble Prime Minister of India had laid the foundation stone for this project on 30-04-2022.

Letter of Award for Construction of a jetty & associated facilities for handling Ro-Ro Ships at Cochin Port was issued to M/s. KVJ Builders & Developers Pvt. Ltd., Kochi, for (Rs.10,56,31,911.42 plus GST) on 16-08-2022. Works commenced on 31-08-2022.

Physical progress achieved till 31-03-2023 is 32% and the project is expected to be completed by December 2023.

3. Environment Monitoring works in CoPA:**(i) Ambient Air Quality**

The work of "Monitoring of Ambient Air Quality and Noise Level at Cochin Port area for a period of Three Years (Two years extendable)" has been awarded to M/s. Chennai Testing Laboratories (P) Ltd, Chennai, on 12-01-2022 for an amount of Rs. 7.39 lakhs (for 3 years). The work is in progress

(ii) Water and Sediment quality parameters in the backwaters

The work of "Environmental Monitoring of Water and Sediment Quality parameters in the back waters of Cochin Port for a period of 5 years from February 2022" has been awarded to M/s. Nitya Laboratories, Haryana for an amount of Rs. 24,95,700/-. The work is in progress.

II. PRIVATE SECTOR/JOINT VENTURE SCHEMES UNDER IMPLEMENTATION**1. Development of an International Ship Repair facility at Willingdon Island.**

The Project of Development and Operation of International Ship Repair Facility (ISRF) at Willingdon Island through Private Sector participation was awarded to M/s. Cochin Shipyard Limited on 19-09-2012. The proposed facilities consists of a Ship lift System with 3 transfer Tracks & 3 parking bays for simultaneous docking of 6 vessels of LOA 130 meters. Beam 25 meters and Maximum Light Weight in the Dry Dock Position 6000 T (upto 25,000 DWT). The anticipated project cost to be invested by M/s. CSL is approximately Rs.970 crores. As per the contract, total lease period is 30 years .The proposed date for commissioning of the ship lift system is December 2023.

Port had handed over 16.25 Ha of land area and 15 Ha. of Water area on lease basis to M/s. CSL for development of ISRF including Ports Workshop and Dry-dock. The project started on 09-01-2018.

Overall physical progress of the project as on 31-03-2023 is 80 %.

III. DEPOSIT WORKS**1) Construction of a Jetty for Gol at Cochin Port**

The work of construction of a dedicated Jetty for berthing defence vessels, north of naval jetties in Ernakulam channel of Port with an estimated cost of Rs.122.32 crores for a Defence organization under Government of India was taken up as a Deposit Work. As part of this project during the year 2022-23, the following projects were completed.

- a) Additional works at the Jetty, Building and land areas of Gol at Cochin Port awarded to Sri.Shaijal. T.M , Kalpetta completed on 09.04.2022 with a completion cost of Rs 3,50,43,119.62
- b) Conducting Geo-technical investigation for the proposed shed for Gol in the developed land at South end of Willingdon Island in Cochin Port awarded to M/s. Geo Foundations and Structures Pvt. Ltd. completed on 28.11.2022 with a completion cost of Rs. 5,51,773.75.
- c) Details of the other remaining/ additional works, such as proposed additional shed at Site C have been forwarded to NTRO for their concurrence, which is awaited for taking further action.

Cochin Port is expected to earn total amount of Rs. 7.00 crores, as PMS charges from this project, which is 7% of the value of the executed works.

2) Construction of Berth for Indian Coast Guard at Cochin Port.

The work of Construction of Berth and allied facilities in Mattancherry channel of Port with land connection to Fort Kochi has been taken up as a Deposit Work for Indian Coast Guard with an estimated cost of Rs.117.48 Crores. MoU was executed between CoPA and Indian Coast Guard for the project on 03-04-2017

- a) The Jetty construction work was awarded to M/s. Kargwal Constructions Pvt., Mumbai for Rs.58.71crores, on 14-09-2018. The work has been completed on 20.01.2022.

- b) Installation of 15T capacity ELL crane has also been completed and handed over to the Indian Coast Guard on 08.09.2022.
- c) The work of Capital Dredging for maneuvering basin of the Jetty area has been awarded to M/s. Rock & Reef Dredging Pvt.Ltd., Navi Mumbai for Rs 37.36 Crores on 20-10-2021. The dredging work commenced on 10-12-2021 and completed on 04.04.2022 at a completion cost of Rs 23.23 Crores.
- d) Environmental monitoring during construction stage of Jetty by M/s. Chennai Testing Laboratory Pvt. Ltd., completed on July 2022.

Cochin Port is expected to earn about Rs.7 Crores as PMS charges from this project, which is 7% of the value of the executed works.

3) Re-construction of North Jetty for Indian Navy at Naval Base, Kochi

Indian Navy had entrusted with Cochin Port Authority the project of 'Re-construction of North Jetty after demolition of existing jetty at NSRY (Kochi), Naval Base, Kochi' with an estimated cost Rs.596.43 Crores (inclusive of 12% GST) as Deposit Work.

MoU was executed between CoPA and Indian Navy for the project on 22-02-2019. Indian Navy has released a total amount of Rs. 414.67 crores as on 31.03.2023 to Cochin Port for this project. As per the MoU, the timelines for completion of the project is 48 months from the date of issue of the first work order by CoPA for construction works.

The Project Management Consultancy is entrusted with M/s.AECOM Haryana for an amount of Rs.1.59 Crores

The work of "Re-Construction of North Jetty at Naval Base, Kochi, on EPC Contract Basis" (Est. Cost - Rs, 461.60 Crores) was awarded to M/s. Afcons Infrastructure Ltd, Mumbai, for Rs. 399.51 crores on 22.10.2020 with contract period of 48 months. The work is in progress and physical

progress achieved is about 45%. The contract period has been extended upto 11.01.2025 due to COVID pandemic etc.

Cochin Port is expected to earn about Rs.35 crores as Departmental charges, from this project, which is 7% of the value of the executed works.

4) Construction of International and Domestic Cruise Terminal and other Allied Facilities at Mormugao Port Authority, Goa, through Engineering, Procurement and Construction (EPC) Contract.

Cochin Port has been engaged by Mormugao Port as Project Management Consultant (PMC) for the execution of Development of International and Domestic Cruise Terminal, Ro-Pax, Ferry and other allied activities at Mormugao Port .

The work has been awarded to M/s. RCC-ACC(JV), Haryana for Rs. 74.11 cores on 15-03-2022 with contract period of 18 months. The work is in progress and physical progress achieved as on 31-03-2023 is about 16.5%.

Cochin Port is expected to earn about Rs.4 crores as Departmental charges, from this project

5) Maintenance Dredging in front of LNG basin

Cochin Port has taken up the dredging work at the LNG basin for the year 2022-23 on Deposit work terms for M/s. Petronet LNG Ltd. along with the Maintenance dredging contract at a cost of Rs. 7.47 Crores, PMS charges @10% of the cost of work done which is about Rs.0.747 Crores, is being paid by P L L.

6.) Capital Dredging for MULT jetty basin at Puthuvypeen in Cochin Port.

The work of Capital Dredging at MULT basin have been awarded to M/s. Rock & Reef Dredging Pvt. Ltd, Navi Mumbai for Rs.65.63 Crores on 02-02-2022.

The dredging work commenced on 18-03-2022 and was scheduled to be completed by 03.09.2022 which was extended upto 15.04.2023.

Cochin Port is expected to earn about Rs.2 crores as Departmental charges, from this project

7. Port Infrastructure Development Projects and Allied Facilities in Various Islands of Lakshadweep

MoU dated 22.02.2023 has been entered between The Union Territory of Lakshadweep Administration (UTLA), Cochin Port Authority (CoPA), Cochin Shipyard Ltd and The Lakshadweep Development Corporation Limited for Port Infrastructure Development Projects and Shipping Operations and Maintenance of UTLA Vessels.

Accordingly, CoPA initiated preparation of master plans for each island for Port and shipping operations, including taking up Port led development projects under Sagarmala scheme. For this purpose, CoPA have engaged the Consultants M/s. L&T Infrastructure Engineering Ltd., Chennai for Consultancy Services for Providing Port led development works and allied facilities with specific emphasis on development of multi modal jetties in eastern or western side of six islands viz. Androth, Kavaratti, Agatti, Kadmat, Kalpeni and Minicoy in Lakshadweep and assignment is in progress.

Cochin Port will earn 7% of the project cost as Departmental charges, from all projects executed in Lakshadweep Islands.

IV. WATER PROCURED DURING THE YEAR

The quantity of water procured from Kerala Water Authority was around 946.92 Million litres during the year 2022-23 and value of the water procured is Rs.3.49 Crores. The water has been distributed to Port users including selling water in the tune of Rs. 1.27 Crores.

V. DREDGING

The Dredger G.H.D.Nehru Shatabdi has been attending to dredging in various areas of the Port. The vessel worked for 134 days during the year and

removed a total quantity of 2.52 lakhs cu. meters of silt. Details of working of the Port's dredgers are given in Statement No.30 in the Appendices.

During the year 2022-23, Maintenance Dredging in the Port channels (including LNG basin) was carried out by M/s. Dredging Corporation of India. The total bulk volume of spoil removed during this year was 244.605 Lakh cubic metres (@ a density of 1.30T/cum.) and the contract extended for a further period of one year from 17-05-2023.

VI. STORES

The stock position as on 31.03.2023 is given below:-

(Rs. in Lakhs)

Sl. No.	ITEM	2022-23	2021-22
1	Stock at the beginning of the year	73	72
2	Stock at the end of the year	71	73

VII. COCHIN FISHERIES HARBOUR

The Harbour Administration had registered an operational income of Rs. 3,11,67,381.33/- (including interest on FD's) against an expenditure of Rs. 2,51,92,128.82/-. Boat calls at CFH during the year included 1035 Purse-seine Net boats, 1946 Gill Net boats, 2098 Trawl Net boats and 282 Vallams.

VIII. ELECTRICITY

2,70,54,000 (270.54 Lakhs) units (kwh) of electricity at Willingdon Island and 91,44,000 (91.44 Lakhs) units (kwh) of electricity at Vallarpadam (Total 3,61,98,000)(361.98 Lakhs) units (kwh) were purchased from KSEB and 6,253 units of power (kwh) of electricity was generated at CoPA's Powerhouse. In addition to the above, CoPA has installed Solar Power plant of 250 kWp capacity which has generated 2,97,960 (2.98 lakhs) units (kWh) of power during the year 2022-23 . Also solar energy of 31,811 units produced by prosumers has been transferred to CoPA

Grid. Hence total quantum of power handled by CoPA was 3,65,34,024 units (Kwh) for Port's own purpose and for distribution to consumers during the year 2022-23 i.e. Total power consumption during the year 2022-23 is 364.95 Lakh units (kwh).

at Puthuvypeen, Vallarpadam, Mulavukad, Palluruthy, Ernakulam, Fortkochi and Thevara. 907 acres were on lease during the year as against 883.95 acres in the preceding year as may be seen from the following table:

IX. ESTATES

Total land area of Port is 2177 acres including land

Type of Lease hold	2022-2023		2021-2022	
	No.of Lease holds	Area (Acres)	No.of Lease holds	Area (Acres)
Government	39	98.96	37	86.84
Quasi -Government	52	460.89	51	459.77
Private	195	347.15	181	337.34
TOTAL	286	907	269	883.95

X. SAFETY AUDIT

During the year 2022-23, quarterly audit was conducted in the month of May, August, December and March-2023 as per the Ministry's direction.

XI. MODERNIZATION / UPGRADATION OF CFH

The Ministry of Fisheries, Animal Husbandry and Dairying vide their letter dated 25/02/2022 has approved the proposal of Cochin Port Authority for Modernization and Upgradation of Cochin Fisheries Harbour at Thoppumpady at a total estimated cost of Rs.169.17 crores with EPC component of Rs.113.32 crore and PPP component of Rs.55.85 crore. Ministry of Ports, Shipping and Waterways has granted a sum of Rs. 50 Crores and Ministry of Fisheries has granted 50 Crores and PPP Operators will invest Rs.55.85

Crores and remaining amount will be met by Cochin Port's own resources. The Fishing Harbour is built on a land area of 27.86 acres, and the Wharf is 352 meters long.

The present project for Modernization of Cochin Fisheries Harbour is to set up Infrastructure facilities on par with International Standards and will have temperature controlled auction halls, packing units, mechanical retrieval and Conveyors to transfer fish in crates from the boats to the auction hall, chilled room for storage, ice plant, net mending shed, storage facilities, water tanks, vehicle parking station, retail market, canteen facilities etc. The EPC contract amounting to Rs.112.75 crore including GST, consisting the EPC component has been awarded to M/s RDS Project Ltd, Kochi on 24/08/2022 and preliminary works has been started. The period of EPC contract is 18 months.



VII. LABOUR WELFARE AND INDUSTRIAL RELATIONS

1. Labour Situation

2022-23 was strike free year for the Port. Labour situation at the Port was generally peaceful during the year.

2. Family Security Fund

An amount of Rs. 5,15,960/- was disbursed to the employees and their families from the Family Security Fund on retirement/death.

3. Accident to Shore Workers

07 nos (no fatal accidents)

4. Group Insurance Scheme

An amount of Rs. 4,69,756/- was disbursed to the retired employees and dependants of deceased employees under the Group Savings Linked Insurance Scheme of LIC of India.

5. Exgratia Relief from the Welfare Fund

A sum of Rs.1,10,000/- was disbursed from the Welfare Fund as aid to meet the funeral expenses of deceased Port employees.

6. Scholarships

Merit Scholarships were distributed to the children of the Port employees studying in various grades ranging from Secondary School level to Post Graduate Course including professional courses. The amount of Scholarships ranged from Rs. 1000 to 3500 per annum with duration of 2 to 5 years.

7. Children's Education Allowances

Children's Educational Allowances and reimbursement of tuition fees at a maximum of Rs.27,000/- each child, limited to two children of Port employees, were granted upto Higher Secondary classes as per the Government rules and envisaged in the current Wage revision settlement.

8. Co-operative Society

Cochin Port Employee's Co-operative Society registered under the Kerala Cooperative Societies Act, 1969 is functioning in Cochin Port with full patronage

of Port employees. It promotes the welfare of Port employees by providing loans to the employees and receiving their deposits.

The Society also distributes educational awards and scholarships among the children of Port employees. Society also introduced Risk Fund scheme to protect the family from future liability after the death of employee. This Society with a Class I Super Grade is considered as one of the finest Employees Society in the state of Kerala.

9. Sir Robert Bristow Memorial Mutual Benefit Fund

Sir Robert Bristow Memorial Mutual Benefit Fund, a charitable institution established in the year 1956 and registered under Travancore-Cochin Literary Scientific and Charitable Societies Registration Act of 1955 is functioning in Cochin Port. The Fund extends Scholarships to the children of members and death relief for the members and their family. Financial aids are being given for the treatment of deadly diseases such as Cancer, Heart Bye Pass Surgery, Kidney dialysis, Stroke etc for Bristow Fund members & Staff as well as other employees working under Cochin Port Authority.

10. Canteen

The Canteen and Cafeteria are run by respective Canteen Management Committee.

11. Schools

a) Sisu Vihar Nursery School

A Nursery School, 'Sisu Vihar', run by the Women's Club of Willington Island is functioning at North End, for which required infrastructures are provided by Cochin Port Authority.

b) Sir Robert Bristow Primary & Secondary School

Land & Buildings have been provided free of cost to the Kerala State Government for running the Primary & Secondary School. 10,000 Gallon fresh water is granted to the schools every month free of charge.

c) Kendriya Vidyalaya

A Kendriya Vidyalaya is functioning within the port area in Willingdon Island. Land, Building & Furniture have been provided by the Port.

12. Sports and Games

Cochin Port Authority hosted the All India Major Port Chess Tournament 2022-23 from 22.03.2023 to 24.03.2023 at the Samudrika Hall in a befitting manner. About 60 players from 10 (ten) different Major Ports participated in the Tournament

Capt J.J Alapat, Dy.Conservator, CoPA won the Individual Gold medal in Men Singles and Senior Veteran Singles category in the All India Major Port Tennis Championship held at JNPA, Mumbai from 28.02.2023 to 02.03.2023. He also won Gold Medal in 55 Plus Singles and Doubles in the All Kerala State Championship held at Regional Sports Centre, Cochin from 25.03.2023 to 26.03.2023.

Cochin Port Shuttle Badminton Team participated in the All India Major Ports Shuttle Badminton Championship held at Haldia Dock Complex, Kolkata from 3rd to 6th February 2023. Cochin Port Shuttle Team won the Champions trophy in Men Team Championship. Shri Joy T Antony won Gold Medal in the Men Singles and Men doubles. For the first time in the history of Cochin Port, our Women Team also participated in the All India Major Port Shuttle Badminton Championship held at Haldia Dock Complex, Kolkata from 3rd to 6th February 2023.

Shri Joy T Antony was selected to represent India in the Sr. World Badminton Championship scheduled to be held at South Korea during September 2023. This is his 6th consecutive Sr. World Championship representing India. He also secured Silver Medal in Singles in Master National ranking tournament held at Udaipur and Bronze Medal in Singles in Masters National Badminton Championship held at Goa

Cochin Port Cultural team participated in the All India Major Ports Cultural Meet held at Paradip Port Authority from 17th to 20th November, 2022. The team secured Best Director in Playlet, Second in Playlet and third in Classical vocals.

Cochin Port Football Team secured second position in the All India Major Port Football Championship held at Paradip Port Authority from 11th to 16th January, 2023.

Cochin Port Beach Volleyball Team participated in the All India Major Ports Beach Volleyball Tournament held at VOC port, Tuticorin from 29.01.2023 to 31.01.2023. Cochin Port Beach Volleyball team comprising Shri. K Abdul Nazer and Shri V. K. Ansar secured Silver Medal in Beach Volleyball Championship.

13. Housing

During the year (as on 31.3.2023) 105 employees were provided with quarters. Category wise details are given in the following Statement.

Category of Employees	Type of Quarters (Numbers)								Total Allotment
	I	II	III	IV	V	VI	VII	Un Classified	
Class I	Nil	Nil	Nil	Nil	6	2	1	1	10
Class II	Nil	1	Nil	Nil	14	Nil	Nil	Nil	15
Class III	Nil	21	56	19	Nil	Nil	Nil	Nil	96
Class IV & Shore Labour	Nil	NIL	2	Nil	Nil	Nil	Nil	Nil	2
Other Allot.	75	191	30	Nil	3	1	3	Nil	303
Vacant & Damaged	37	62	27	8	2	5	1	Nil	142
Gross Total of Qrts.	112	275	115	27	25	8	5	1	568

14. Security

The CISF in Cochin port is having an authorized strength of 171. The Unit is headed by a Dy.Commandant. The security and protection of all vital installations are taken care of by CISF. This includes Oil Tanker berths (OTB), COT, Ernakulam and Mattancherry wharfs, BTP, South coal berth and LNG. Security cover is provided by means of static duty posts, boat patrolling and QRT. QRT is deployed with specially trained personnel in dedicated vehicle, equipped with sophisticated weapons, Bulletproof Jackets and Wireless sets round the clock in SEZ Puthuvypin area as well as in Willingdon Island to meet any eventuality.

Boat patrolling is carried out round the clock by specially trained marine QRT personnel equipped with weapon and wireless sets, in the Ernakulam and Mattancherry channels.

Thorough security check is conducted while entering and exiting the Wharf area.

CCTV coverage /surveillance are available in the port area. Total 52 CCTV cameras has installed in CoPA (out of which 35 are monitored by CISF). Communication is maintained through intercom and walkie talkies. The Radio Frequency Identification System installed at Ernakulum Wharf gate on 27.06.2016. Special Security arrangement to Cruise Ship operation is being done as per SOP formulated by MHA & MoS. A dedicated team of crime & Intelligence Wing is deputed for collection, analysis and dissemination of advance intelligence on Crime/ trade Union activities.

15. Medical Facilities

Cochin Port Authority Hospital (earlier Port Trust) had a capacity of 110 beds till 31-12-2021 and the number of beds reduced to 50 with effect from 01-01-2022. The hospital is controlled and managed by the Chief Medical Officer i/c (Dy.CMO(GD) with the assistance of 3 Sr. Medical Officers (GD), 3 Medical Officers and 1 Orthopedic Specialist 2 (floating post) contract Medical Officers. Statutory power of Chief Medical Officer is entrusted with Chief Mechanical Engineer (CME).

The specialty management is being carried out with help of 22 various part time visiting Specialists,

including 6 Super Specialists. But for majority specialty management the patients are being referred to empanelled hospitals by port doctors. The referred patients are eligible for reimbursement as per CGHS rate. The beneficiaries of medical treatment in port hospital are the Port employees and dependents including DLD employees and their families, CISF personnel and their dependents, Pensioners and their spouses, FACT employees posted in W/Island, Cochin Shipyard Ltd. Employees who are deputed from Cochin Port and their dependents, Pensioners and dependants of other Ports employees settled at Cochin (on payment basis) etc. Emergency treatment at Casualty round the clock is available for public on payment. First aid treatment at casualty is being provided free to all contract staff of Cochin Port, to school children in W. island and those public who have difficulty to pay the OP charges.

OP department is functioning on all working days from 8 AM to 4 PM and attendance marking by digital punching system. The token for OP consultation issued from Reception separately for Medical Officers and Visiting Consultants. 22 Part Time visiting Specialists conduct their OP on working days at fixed timings.

Twenty four hour casualty is functioning at Cochin Port Authority Hospital. There are separate Male & Female IP wards including Medical, Surgical, and also Officers Ward with 4 AC Rooms exclusively for officers and their families. There is also New block ward with 10 double rooms (total 20 beds) which is kept for covid related patients. Female ward is converted temporarily for Covid vaccination area with waiting hall Covid and so far 3097 beneficiaries and 432 Booster dose beneficiaries conducted doses of covid vaccine.

The ICU of this hospital is provided with 7 beds with Cardiac monitors, defibrillators and centralized Oxygen supply and Centralized suction system. Cardiac Monitors are being provided in ICU & Operation Theatre. But as port hospital has no full time specialists, serious patients are referred to higher centers after consulting part time specialists.

Pulmonary Function Tests, Audiometry screening and Titmus vision test are also done whenever necessary. Dock safety medical checkup is being carried out by one Sr. MO (GD) and one MO who are qualified in AFIH (Associate fellowship in Industrial Health) .

In connection with Azadi Ka Amruth Mahotsav CoPAH conducted Awareness Medical classes Health and Wellness Camp and Blood Donation Camp connected with IMA at several Aims. A separate Officers ward is available with 4 AC Rooms exclusively for Officers and their families. We have a Operation theatre marked as major Operation theatre and minor theatre. Surgeries including General surgery, Eye, ENT & Gynecology surgeries can be done.

The First Aid post located at CFS is fully functional. Ambulance service is available for the hospital, and is attached to Fire service under Deputy Conservator. Hired ambulance is made available whenever there is an emergency.

Kitchen and Diet Section is functioning on all days. Biogas plant attached to kitchen is functioning well, thereby reducing the cost of Cooking gas.

Details of Medical treatment given during the year 2022-23 are furnished below:-

(A) OP Section	2022-23
(i) Port employees and their families	14811
(ii) Pensioners	28585
(iii) CISF	2304
(iv) Others	1088
(v) CSL	773
Total	47561
(B) Average Inpatients	6
(C) No. of patients admitted	388
(D) Operation	439
Grand Total	49051

16. Hospital/ Medical Reimbursement

In addition to the Medical facilities provided through the Cochin Port Hospital, an amount of Rs.58,58,540/- was reimbursed during the year 2022-23 towards medical facilities availed in referred hospitals, investigations done outside, medicines purchased from outside. Amount paid for reimbursement of medicines purchased from outside by Pensioners during the year 2022-23 is Rs.1,30,680/-.

17. Grievance Redressal

As per Ministry's directive, Public Grievance Redressal Machinery was constituted in Cochin Port Authority in 1991. The Secretary is the Director of Public Grievances. The Deputy Heads of each Department is acting as

Grievance Officer to attend the Public Grievances received by that department. Complaints/suggestion boxes have been kept in prominent places in each department to receive the grievances/complaints. Cochin Port regularly checks the grievances submitted online by employees/general public in the Govt. of India website of Central Public Grievance Redressal and Monitoring System (CPGRAMS) and the grievances are disposed off in a time bound manner. A direct link to CPGRAMS website (pgportal.gov.in) has been provided in the website of Cochin Port for online submission of grievances (www.cochinport.gov.in). Employees can submit their grievances with concerned Officer/ Divisional Officer for redressal. In the event of non redressal of grievances, the employees can take up the matter with concerned Head of Department failing which again at the level of Dy.Chairperson. Employees resort to this by way of personal appearance or through written submissions. Aggrieved employees can also personally meet the Chairperson with their grievances as Chairperson has earmarked public time once in a week for receiving grievances and such grievances are examined on priority and replied to the concerned employees.

18. Citizens'/ Clients' Charter

A Citizens'/Clients' Charter (CCC) is the expression of an understanding between citizens/clients and the provider of a public service with respect to the quantity and quality of services the former receive in exchange for their taxes/tariffs. It is essentially about the rights of the public and the obligations of the public servants.

The Citizens'/Clients' Charter of Cochin Port Authority has been formulated as per the Result Framework Management System of Cabinet Secretariat. A Taskforce (consisting of Port Officials and representatives of stake holders) constituted for formulating and reviewing the Clients Citizens Charter, meets on quarterly basis and views the Citizen Charter for periodical modifications if any. The Citizens'/ Clients' Charter is hosted in the website of Cochin Port Authority and made available in all Departments.

19. Group Gratuity Scheme

An amount of Rs. 25,000/- was received from LIC of India during the year 2022-23 under the Group Gratuity Scheme.

20. Transport facilities

The Dredger Crew and staff posted at Cochin Oil Terminal are provided with free Transport facilities by launch from shore to Vessel/terminal and back.

21. Internal Complaints Committee

The Complaint committee (Women Cell) was formed in the year 2004 in compliance with the directions of the Hon'ble Supreme Court of India for prevention of sexual harassment of women in workplace and redressal of the complaints of the victims. After the enactment of the Sexual Harassment of Women at Work place (Prevention, Prohibition and Redressal) Act, 2013 the Complaints Committee was reconstituted as Internal Complaints Committee. The Internal Complaints Committee held three meetings during the year 2022-23.

22. Other Labour Welfare activities

Fourteen dependants of deceased Port employees submitted their application for considering them for job on compassionate ground during 2022-23.

23. Additional Welfare Facilities provided for Dock Labour Division Employees.

- a) Financial help for the marriage of children of employees.

Employees of Dock Labour Division are being granted a gift of Rs.500/- for the marriage of one of their children in the service period. Amount paid in 2022-23: Nil

- b) Financial Assistance for purchasing spectacles.

A sum of Rs.100/- or the actual cost of spectacles whichever is less is being paid to employees/workers for the purchase of spectacles once in 5 years. Amount paid in 2022-23: Nil

- c) A gift of Rs.1000/- in lieu of memento at the time of retirement. The amount paid during the year under report is Rs.18,000/-

- d) Scholarship Award and prizes to the children of employees.

Scholarship Awards are granted to the children of the employees studying in standard V and upto Post Graduate /

professional courses on merit basis. Amount paid during the year under report is: Nil

- e) Number of Hostels allotted in 2022-23: Nil

24. Divyangjan Employees

Cochin Port was following The Persons with Disabilities (Equal Opportunity Protection of Rights and Full Participation) Act, 1995 and Govt. of India orders in the matter of Persons with disabilities. After the enactment of The Rights of Persons with Disabilities Act, 2016, the Cochin Port follows the said Act and the Persons with disabilities are getting the benefits/facilities provided under the Act.

Cochin Port has constructed Divyang Access (Ramps with steel handrail & flooring with Anti skid tiles) at various location where general public/employees visits. An amount of Rs. 1,60,000/- has been spent for constructing Divyang access. As per clause 16.2 of the Wage revision settlement dt. 30.8.2018 Cochin Port is paying Transport reimbursement to Employees with Disabilities (Class III & IV) at double the normal rate. Accordingly an amount of Rs.2,02,240/- has been paid during the period 2022-23.

25. CSR fund of Cochin Port

As per the CSR guidelines issued by the Ministry of Ports Shipping & Waterways, an amount of Rs.17,49,821/- which is 3 % of net profit of Rs. 5,83,27,371/-, has been earmarked as CSR Fund of Cochin Port, during 2022-23.

During 2022-23, the following activities had been undertaken by Cochin Port under CSR activities.

Sl. No.	Particulars	Amount
1	Art & Culture	6,63,300/-
2	Education (Apprenticeship Training from 2018-19 to 2022-23)	23,12,753/-
3	Health (Electricity Charges & Repair charges of Covid Care Center)	12,61,013/-
	Total	42,37,066/-

As on 31-03-2023, Cochin Port has an accumulated balance of CSR Fund is Rs. 75,14,677. However, after reserving 2% of this accumulated balance of this Fund for monitoring of the activities as per the guidelines of the Ministry Para IV iv) c dated 28.6.2023, the balance available for utilization for CSR activities is Rs. 73,64,383/-

VIII. GENERAL ACTIVITIES

A. MILESTONES / ACHIEVEMENTS

Cochin Port performed commendably in 2022-23, and registered the total throughput of 35.26 MMT, a growth of 2.04% over 2021-22, surpassing the Ministry's target of 34.07 MMT for 2022-23. POL throughput registered 21.27 MMT and Container throughput, 6.95 Lakh TEUs in 2022-23, a growth of 0.95% and decline of 5.49% over 2021-22.

B. SWACHH BHARAT CAMPAIGN


Swachhata Pakhwada, 2022 was conducted in Cochin Port during 16th to 30th September 2022. The programme was launched by Dr. Beena IAS, Chairperson by administering the Swachhata Pledge in the presence of Dy. Chairperson and all Heads of Departments. Swachhata Pledge was administered in all divisional offices in all Departments of Port. Shramadan cleaning activities were carried out by employees of all Departments during the period. Poster Designing competition was conducted for the students of Kendriya Vidyalaya Cochin Port. A Flash Mob and Kerala Classical Dance Drama on the importance of clean environment were conducted by Medical Department at various locations in Willingdon Island. Divyang Access was constructed at Mattancherry Wharf for the convenience of the Physically challenged person. Contactless water taps were fitted at the wash areas of 1st and 2nd floor of the Administrative building. Shramadan Cleaning was carried out at Puthuvypeen Beach by the employees of the Port. Two Truckloads of waste /plastic were removed from the Beach. A total quantity of 1800 Kgs. of plastic waste and 11520 Kgs of other wastes were removed from Port area during Swachhata Pakhwada 2022. A cycle rally to spread the message of Swachh Bharat was conducted by the employees & CISF personnel. Plogging activity to collect plastic wastes was conducted at the Cochin Port walkway by the employees. Prizes were distributed to the winners of various competitions by Shri Vikas Narwal, IAS, Dy. Chairperson during the valedictory function held on 30.09.2022.

C. IMPORTANT EVENTS

Meeting with the Committee on Subordinate Legislation, Lok Sabha at Hotel Crowne Plaza was held on 22.04.2022.

- ▶ The Parliamentary Committee meeting on the Welfare of Scheduled Castes & Scheduled Tribes at Hotel Grand Hyatt held on 23.04.2022.
- ▶ Visit of the Hon'ble Minister to CSL on workshop on Green Shipping in India etc. at Hotel Grand Hyatt on 30.04.2022.
- ▶ Inauguration of Indian Coast Guard Jetty held on 03.05.2022 at Kalvathy Road, Fort Kochi
- ▶ Meeting under the Chairmanship of Hon'ble Administrator, UTL with SCI, IOCL and Cochin Port Authority on 11.05.2022 in Daman.
- ▶ Visit of delegates from Messina, Italy on 25.05.2022.
- ▶ Visit of Mr. TAGA Masayuki, Consul - General of Japan along with Japanese company heads in Chennai on 27.05.2022.
- ▶ Chintan Baithak was conducted under the Chairmanship of The Hon'ble Minister for Ports, Shipping and Waterways at Karnataka from 26.06.2022 to 28.06.2022
- ▶ Visit of First Sub Committee of the committee of Parliament on Official Language at Grand Hyatt, Kochi on 15.10.2022.
- ▶ Monitoring/Review of Implementation of Reservation Policy for Scheduled Castes in Cochin Port by the National Commission for Scheduled Castes held on 30.11.2022.
- ▶ Visit of Shri. Sudhansh Pant IAS, OSD, MoPSW on 31.12.2022.
- ▶ Visit of Dr. L. Murugan, Hon'ble Minister of State of Fisheries, Animal Husbandry and Dairying and Information & Broadcasting to Cochin Port on 03.01.2023.

Part II



STATISTICAL APPENDICE



Contents

Statements	Pg. No.
1 Topography of Port	55
2 Berth Particulars	56
3 Floating Crafts	57
4 Cargo Handling Equipments	58
5 Storage Facilities	59
6 Commoditywise & Catagorywise Cargo Traffic Handled	60
7 Flagwise Distribution of Traffic	62
8 Origin & Destinationwise Overseas Traffic Handled	64
9 Commoditywise Traffic Handled	69
10 Commoditywise Loaded Cargo Received by Different Models of Transport	72
11 Commoditywise Unloaded Cargo Despatched by Different Models of Transport	73
12 Commoditywise & Categorywise Transit Traffic of Other Countries Cargo	74
13 Number and Type of Container Handled	75
14 Container Cargo and Tare Weight of Containers Handled	76
15 Inland (Landward) Container Movement- Outgoing from Port After Unloading from Ship	77
16 Inland (Landward) Container Movement- Incoming from Port After Unloading from Ship	78
17 Performance of Major Port	79
18 Performance of Major Port	80

Contents

Statements	Pg. No.
19 Distribution of Pre-Berthing Waiting Time	81
20 Distribution of Non-Working Time at Working Berth	82
21 Commoditywise Performance Indicators	83
22 Commoditywise Performance Indicators	84
23 Berth Occupancy	85
24 Availability of Cargo Handling Equipments	86
25 Shore Labour Productivity	87
26 Dock Labour Productivity	88
27 Availability & Utilization of Equipments (Other than Container Handling)	89
28 Availability & Utilization of Container Handling Equipment	90
29 Performance of Container Handling Equipment	91
30 Performance of Dredger	92
31 Number, Type and Size of Ships Sailed	93
32 Passenger Traffic at Major Port	94
33 Accidents at Major Port	95
34 Employment at Major Port	96
35 Incomes & Expenditure of Major Port	97
36 Application of Funds & Other Statistics	98
37 Operating Expenditure by Head of Expenditure	99
38 Financial Date of Private Terminal Operator	100
39 Financial Indicators	101
40 Capital Expenditure on Plan and Non-Plan Schemes	102

STATEMENT - 1

TOPOGRAPHY OF PORT

Port: COCHIN PORT AUTHORITY

Year: 2022-23 (As on March 2023)

Location	Entrance Channel	Turning Circle	Type of Dock/ Port				
Latitude	Longititude	Length (km.)	Minimum Depth (mtrs.)	Minimum Width (mtrs.)	No.	Diameter (Mtrs)	
1	2	3	4	5	6	7	8
09-58.2N	076-15.5E	16	15.95	260	2	500 mtr/670 mtr	Riverine

STATEMENT - 2

BERTH PARTICULARS

Port: COCHIN PORT AUTHORITY

Year: 2022-23 (Ason March 2023)

S. No.	Berth Name, No.	Type of Berth	Designed/ depth (mtrs.)	Permissible draft (mtrs.)	Quay length (mtrs.)	Remarks
1	2	3	4	5	6	7
1	Q1	General Cargo	9.75	9.14	188	
2	Q2	General Cargo	9.75	9.14	228	
3	Q3	General Cargo				
4	Q4	POL Products	9.75	9.14	251	
5	Q5	General Cargo	10.5	10		
6	Q6	General Cargo			503	
7	Q7	General Cargo	11	10.5		
8	Q8	General Cargo	13.5	11	414	
9	Q9	General Cargo				
10	Q10	Fertilizer & Raw Material	10.7	11.5	278	
11	BTP	Multi purpose/ Cruise	10.5	10	270	
12	COT	Crude/ Products	13.2	12.5	430	
13	NCB	General Cargo	9.75	9.14	209	
14	NTB	POL Products	9.75	9.14	298	
15	SCB	Liquid Cargo	9.75	9.14	192	
16	STB	POL Products	9.75	9.14	266	
17	SPM	Crude Oil	NA	22.5	NA	
18	UTL	Passenger	6	5.3	300	
19	ICTT- V2	Container	15.95	14.5	600	
20	ICTT- V3	Container				
21	LNG	LNG	13.5	12.5	376.5	

Note: Any specific information on size of vessel in terms of LOA or DWT may be indicated in remarks column

STATEMENT - 3

FLOATING CRAFTS

Port: COCHIN PORT AUTHORITY

2022-23 (As on March 2023)

S.No.	Type of Craft	Owned by Port		Hired by Port		Remarks
		No.	Rated Capacity	No.	Rated Capacity	
1	2	3	4	5	6	7
1	Dredgers					
	i) GHD Nehru Shatabdi	1	1500 C.M			
2	Tugs					
	Tug Vallarpadam	1	45 T BP	3	60 T B P	Ocean Elite
						Ocean Pioneer
	ii) Tug Vypeen	1	45 T BP			Ocean Enterprise
3	Launches					
	i) General purpose Launches					
	ii) Survey Launches					
	iii) Mooring Launches	5	109 BHP - 3 Nos., 130 BHP - 2 Nos..			
	iv) Pilot Launches	2	280 BHP x2 - 1 No. 325BHPx2 - 1 No	1	400 BHPx2 - 1 No.	Deepam 3
4	Barges					
5	Floating Cranes					
	i) M V Venad	1	10 T			
6	Others					
	i) Harbour Patrol Boat	1	140 HP	1	15 Persons	Pollution Control Boat
	ii) Speed Boat	2	40 HP - 1 No. & 2x160 HP - 1 No.	1	15 Persons	CISF Harbour Patrol Boat
				1	24 Persons	Tanker Terminal Crew Change Boat

Note: All equipments of major ports including those of Private Terminal operators needs to be included.

STATEMENT- 4

CARGO HANDLING EQUIPMENTS

Port: COCHIN PORT AUTHORITY

2022-23 (As on March 2023)

S. No.	Type of Equipment	Owned by Port		Hired by Port		Remarks
		Number	Rated Capacity (Tonnes)	Number	Rated Capacity (Tonnes)	
1	2	3	4	5	6	7
1	Wharf Cranes	Nil	Nil	Nil		
	(a) ELL	Nil	Nil	Nil		
	(b) Harbour Mobile Crane	1	40 Tonne	Nil		
2	Mobile Cranes	Nil	Nil	Nil		
3	Fork Lift Trucks	6 Nos	5 Nos.of 3T capacity & 1 No. of 5T capacity	Nil		
4	Pay Loaders	Nil	Nil	Nil		
5	Tractor	Nil	Nil	Nil		
6	Transfer Cranes	Nil	Nil	Nil		
7	Top Lift Trucks	Nil	Nil	Nil		
8	Gantry Cranes	Nil	Nil	Nil		
	a) Yard Gantry Cranes	Nil	Nil	Nil		
	b) Rail Mounted Gantry Cranes	Nil	Nil	Nil		
	c) Rubber Tyred Gantry Cranes	Nil	Nil	Nil		
9	Reach Stackers	1 No.	45 Tonne	Nil		
10	Locomotives	Nil	Nil	Nil		
11	Trailers	Nil	Nil	Nil		
12	Specialised Mechanical Cargo Handling Equipment	Nil	Nil	Nil		
13	Marine Loading Arms for handling liquid cargo	Nil	Nil	Nil		
14	Others	Nil	Nil	Nil		

Note: All equipments at port may be described.
[All equipments on major ports will include equipments of Private Terminal operators.]

STATEMENT - 5

STORAGE FACILITIES

Port: COCHIN PORT AUTHORITY

2022-23 (As on March 2023)

Type	Dry Storage Accommodation			Liquid Storage Tanks				Container			
	Number	Area (Sq Mtrs.)	Location [Inside Port/ Outside Port]	Number	Location [Inside Port/ Outside Port]	Capacity (KLs / Tonnes)	Type of Cargo	Number	Location [Inside Port/ Outside Port]	Capacity/ Area (TEUs)	Remarks
A) Port Owned											
a) Covered											
i) Transit sheds/Overflow sheds	8	24914	Inside Port								
ii) Ware Houses	5 (91)	14755 (32737)	Inside (Outside) Port								
iii) Container Freight Station	1	10000	Inside Port								
b) Open	1 (2)	104225 (15860)	Inside (Outside) Port								
c) Container Yard								1	Inside Port	20000 (462 TEUs)	
d) Reefer Points (No.)								64	Inside Port		
e) Liquid Storage, Tank, Farms etc.											
B) Others (Private/users agencies)											
a) Covered											
i) Transit sheds/Overflow sheds											
ii) Ware Houses	74	34093	Outside Port								
iii) Container Freight Station								3	Outside Port		
b) Open										67900 (Sq.m)	
c) Container Yard										10900 (Sq.m)	
d) Reefer Points (No.)											
e) Liquid Storage, Tank Farms etc.				10	Inside Port	594491	POL & Chemical				

STATEMENT - 6

COMMODITYWISE & CATEGORYWISE CARGO TRAFFIC HANDLED

Port: COCHIN PORT AUTHORITY

2022-23 (As on March 2023)

(in '000 tonnes)

S.N.	Commodity	Overseas			Coastal			Grand Total
		Unloaded	Loaded	Total	Unloaded	Loaded	Total	
1	2	3	4	5	6	7	8	9
A	LIQUID BULK							
1	POL- Crude	16206.64	0	16206.64	95.16	0	95.16	16301.80
2	POL-Products	279.12	645.73	924.85	1197.76	2842.50	4040.26	4965.11
3	LNG	956.45	0	956.45	0	0	0	956.45
4	Edible Oil	19.32	0	19.32	0	0	0	19.32
5	FRM-Liquid	218.77	0	218.77	151.49	0	151.49	370.26
6	Others	174.30	0	174.30	0	83.06	83.06	257.36
B	DRY BULK							
1	Iron Ore (All)							
	(a) Pellets	0	0	0	0	0	0	0
	(b) Fines	0	0	0	0	0	0	0
2	Other Ores	0	0	0	0	0	0	0
3	Thermal Coal	0	0	0	0	0	0	0
4	Coking Coal	0	0	0	0	0	0	0
5	Other Coal	0	0	0	0	0	0	0
6	Fertilizer	0	0	0	0	0	0	0
7	FRM-Dry	171.11	0	171.11	0	0	0	171.11
8	Food Grains (excluding pulses)	0	0	0	0	0	0	0
9	Pulses	0	0	0	0	0	0	0
10	Sugar	0	0	0	0	0	0	0
11	Cement	0	0	0	1049.27	0	1049.27	1049.27
12	Salt	0	0	0	89.83	0	89.83	89.83

Port: COCHIN PORT AUTHORITY

2022-23 (As on March 2023)

(in '000 tonnes)

13	Iron Scrap	0	0	0	0	0	0	0	0	0	0	0
14	Others	103.03	0	103.03	849.48	0	849.48	0	849.48	952.51		
C	BREAK BULK											
1	Iron & Steel	31.33	0	31.33	0	0	0	0	0	31.33		
2	Timber & Logs	0	0	0	0	0	0	0	0	0	0	0
3	Tea & Coffee	0	0	0	0	0	0	0	0	0	0	0
4	Food Grains (excluding pulses)	0	0	0	0	0	0	0	0	0	0	0
5	Pulses	0	0	0	0	0	0	0	0	0	0	0
6	Sugar	0	0	0	0	0	0	0	0	0	0	0
7	Cement	0	0	0	0	0	0	0	0	0	0	0
8	Project Cargo	0.25	0	0.25	0	0	0	0	0	0.25		
9	Fertilizer	0	0	0	0	0	0	0	0	0	0	0
10	Automobiles (Tonnes)	0	0	0	0	0	0	0	0	0	0	0
	(Nos.)	0	0	0	0	0	0	0	0	0	0	0
11	Others	53.01	2.22	55.23	0.07	49.41	49.41	49.41	49.41	104.71		
D	CONTAINER (Tonnes)	1604.57	1950.20	3554.77	3752.77	845.14	4597.91	845.14	4597.91	8152.68		
	(TEUs)	147655	159754	307409	150482	132673	283155	132673	283155	590564		
E	TRANSHIPMENT											
1	Container (Tonnes)	366.62	366.62	733.24	550.00	549.99	1099.99	549.99	1099.99	1833.23		
	(TEUs)	25260	25259	50519	27074	27073	54147	27073	54147	104666		
2	Others (Specify)*	0	0	0	0	0	0	0	0	0	0	0
	TOTAL (A+B+C+D+E)	20184.53	2964.77	23149.30	7735.83	4370.10	12105.93	4370.10	12105.93	35255.23		

Note: (i) Individual Ports may include other important Commodities handled by them while publishing data in Administrative report. Information on the above mentioned Commodities is to be uniformly included. Out of the above commodities which are not handled during the year may be omitted.

(ii) For ships undergoing cargo handling operations at the end of the year but have not completed cargo operations, the cargo handled upto the end of the year be included. Ships continuing operations in the next year, the remaining cargo handled will be counted in next year.

(iii)* : Only those commodities which are included in A to C may be specified. Remaining commodities may be clubbed in others. Transit traffic may be included in transhipment.

STATEMENT- 7

FLAG WISE DISTRIBUTION OF TRAFFIC

Port: COCHIN PORT AUTHORITY

Year: 2022-23

(As on March 2023)

(in '000 tonnes)

S.N.	Nationality	No. of Ships	Volume of Cargo			Total
			Unloaded	Loaded	Transhipment	
1	2	3	4	5	6	7
A	Overseas					
1	ANTIGUA AND BARBUDA	4	0.76	0.13	0.00	0.89
2	BAHAMAS	7	154.30	8.93	0.00	163.23
3	BERMUDA	1	64.23	0	0	64.23
4	CAYMAN ISLANDS	3	131.16	0.00	0.00	131.16
5	CHINA	7	13.70	64.82	2.61	81.13
6	CYPRUS	19	461.34	104.32	25.27	590.94
7	DENMARK	4	31.34	0	0	31.34
9	GREECE	19	2088.78	0	0.00	2088.78
10	HONG KONG	33	180.56	155.36	0.592	336.51
11	INDIA	73	3976.63	754.85	578.00	5309.48
12	IM (Isle of Man)	4	323.41	0.00	0.00	323.41
13	KOREA	8	49.86	0	0	49.86
14	LIBERIA	123	4412.13	364.23	87.54	4863.90
15	M1	13	74.30	0.00	0.00	74.30
16	MARSHALL ISLANDS	32	1842.23	69.95	0.59	1912.76
17	MALAYSIA	3	9.87	8.19	0.00	18.06
18	NETHERLANDS	3	0.27	0.00	0.00	0.27
19	NORWAY	2	12.69	0.00	0.00	12.69
20	PANAMA	77	2609.57	262.17	1.97	2873.71
21	PHILIPPINES	2	31.27	0.00	0.00	31.27
22	PORTUGAL	20	81.30	96.43	4.02	181.75
23	RUSSIAN FEDERATION	11	2.74	0.28	0.00	3.01

S.N.	Nationality	No. of Ships	Volume of Cargo			Total
			Unloaded	Loaded	Transhipment	
1	2	3	4	5	6	7
24	SAINT VINCENT AND THE GRENADINES	5	15.79	29.51	18.78	64.07
25	SAUDI ARABIA	4	51.36	0.00	0.00	51.36
26	SINGAPORE	88	808.88	389.20	12.75	1210.83
27	TURKEY	2	278.21	0.00	0.00	278.21
28	UNITED KINGDOM	1	14.58	0.00	0.00	14.58
29	VIETNAM	13	186.92	14.59	1.12	202.62
30	OTHERS	15	1909.75	275.20	0.00	2184.95
Total Overseas (A)		596	19817.92	2598.16	733.24	23149.31
B	Coastal					
1	HONG KONG	1	0.535	0.00	0.02	0.56
2	INDIA	515	5294.51	3168.77	943.42	9406.70
3	INDONESIA	1	10.99	0.00	0.00	10.99
4	ITALY	4	57.71	0.00	0.00	57.71
5	KOREA	2	11.50	0	0.00	11.50
6	LIBERIA	2	26.93	0.09	10.96	37.98
7	MARSHALL ISLANDS	3	25.51	81.41	1.65	108.57
8	PALAU	1	3.98	0	0.00	3.98
9	PANAMA	20	157.66	306.91	0.50	465.07
10	PHILIPPINES	2	24.95	0	0.00	24.95
11	SINGAPORE	38	720.11	0.505	71.71	792.32
12	OTHERS	1	851.44	262.42	71.74	1185.59
Total Coastal (B)		590	7185.83	3820.11	1099.99	12105.92
Grand Total (A+B)		1186	27003.74	6418.26	1833.22	35255.23

STATEMENT - 8

ORIGIN & DESTINATION - WISE OVERSEAS TRAFFIC HANDLED

Port: COCHIN PORT AUTHORITY

Year : 2022-23

(Ason March 2023)

(in tonnes)

S.No.	Commodity	Cargo Unloaded		Cargo Loaded	
		Origin Country	Quantity	Destination Country	Quantity
1	2	3	4	5	6
A	LIQUID BULK				
1	POL (Crude)	Greece	1029588		
		India	95164		
		Iraq	1915329		
		KW	422741		
		Libya	359493		
		Netherlands	285315		
		Oman	874463		
		Qatar	132816		
		Russian Federation	3482551		
		Saudi Arabia	3189527		
		Spain	149908		
		Turkey	743806		
		United Arab Emirates	3119200		
		United States	501906		
			16301807		0
2	POL (Product)				
		China	10995	China	129559
		India	1197758	India	2842498
		Malaysia	15127	Japan	93223
		Oman	25454	Malaysia	186766
		Singapore	26013	Mozambique	236178

(Ason March 2023)

Year : 2022-23

Port: COCHIN PORT AUTHORITY

(in tonnes)

S.No.	Commodity	Cargo Unloaded		Cargo Loaded	
		Origin Country	Quantity	Destination Country	Quantity
1	2	3	4	5	6
		United Arab Emirates	63407		
		United States	138125		
			1476879		3488225
3	LPG/LNG				
		Australia	300501		
		Nigeria	64229		
		Oman	220087		
		Qatar	304463		
		United States	67168		
			956448		
4	FRM-Liquid				
		China	12600		
		India	151490		
		Jordan	19074		
		MA	176591		
		Philippines	10500		
			370255		
5	Edible Oil				
		Bulgaria	9099		
		Ukraine	10224		
			19323		
6	Others				
		Bahrain	40013	India	83055
		Indonesia	23396		
		Qatar	18448		

(Contd.)

Port: COCHIN PORT AUTHORITY
(Ason March 2023)
(in tonnes)

Year : 2022-23

S.No.	Commodity	Cargo Unloaded		Cargo Loaded	
		Origin Country	Quantity	Destination Country	Quantity
1	2	3	4	5	6
		Saudi Arabia	89534		
		United Arab Emirates	2912		
			174303		83055
B	Dry Bulk				
1	ILMINITE SAND	Mozambique	20002.7		
			20003		
2	FRM-Dry	Chile	43000		
		Togo	128110		
			171110		
3	Cement				
		India	1049267		
			1049267		
4	Salt				
		India	89827		
			89827		
5	Others				
		Iran, Islamic Republic of	42549.23		
		Oman	40473.596		
		India	849487		
			932510		0
C	BREAK BULK				
1	Iron & Steel	Vietnam	31327.03		
			31327		

(Contd.)

Port: COCHIN PORT AUTHORITY Year : 2022-23 (Ason March 2023)
(in tonnes)

S.No.	Commodity	Cargo Unloaded		Cargo Loaded	
		Origin Country	Quantity	Destination Country	Quantity
1	2	3	4	5	6
2	Others				
		Viet Nam	49498	Russian Federation	12.475
		Israel	214	India	49410
		India	71	Others	2212
		Russian Federation	1113		
		Others	2449		
			53346		51634
D	CONTAINER (Tonnes)				
		Middle East	439888	Middle East	69059
		Europe	57928	Europe	143210
		China	97483	China	33835
		Sri Lanka	760499	Sri Lanka	944252
		South East	150765	South East	125748
		Singapore	1080	Singapore	6107
		India	3752772	India	845140
		Others	96929	Others	627995
			5357344		2795346
	(Nos.) TEUS				
		Middle East	36366	Middle East	6072
		Europe	5092	Europe	13795
		China	6856	China	6514
		Sri Lanka	72296	Sri Lanka	76044
		South East	9546	South East	9675
		Singapore	246	Singapore	602
		India	150482	India	132673
		Others	17252	Others	47052
			298136		292427

(Contd.)

Administration Report & Annual Accounts 2022 - 23

कोचिन पतन प्राधिकरण

Cochin Port Authority

Port: COCHIN PORT AUTHORITY
Year : 2022-23
(Ason March 2023)
(in tonnes)

S.No.	Commodity	Cargo Unloaded		Cargo Loaded	
		Origin Country	Quantity	Destination Country	Quantity
1	2	3	4	5	6
E	TRANSHIPMENT				
	Container Tonnes	Middle East	259261	Middle East	16447
		Europe	70258	Europe	86287
		China	9094	China	758
		Sri Lanka	2197	Sri Lanka	30577
		South East	14735	South East	17243
		India	549992	India	549993
		Others	11074	Others	215306
			916611		916611
	(Nos.) TEUS				
		Middle East	17237	Middle East	749
		Europe	4243	Europe	4119
		China	637	China	55
		Sri Lanka	277	Sri Lanka	1694
		South East	919	South East	955
		India	27073	India	27073
		Others	1947	Others	17689
			52333		52334
	Grand Total		27,920,360		7,334,871

STATEMENT- 9

COMMODITY WISE TRAFFIC HANDLED

Port: COCHIN PORT AUTHORITY

Year : 2022-23

(As on March 2023)

(in '000 tonnes)

S.N.	Commodity	2018-19	2019-20	2020-21	2021-22	2022-23
1	2	3	4	5	6	7
I	LOADED (A+B+C+D)					
A	LIQUID BULK					
1	POL- Crude	0	0	0	0	0
2	POL-Products	4224	4241	3979	4629	3488
3	LPG/LNG	69	2	0	3	0
4	Edible Oil	0	0	0	0	0
5	FRM-Liquid	0	0	0	0	0
6	Others	0	0	0	0	83
B	DRY BULK			0	0	0
1	Iron Ore (All)			0	0	0
	(a) Pellets	0	0	0	0	0
	(b) Fine	0	0	0	0	0
2	Other Ores	0	0	0	0	0
3	Thermal Coal	0	0	0	0	0
4	Coking Coal	0	0	0	0	0
5	Other Coal	0	0	0	0	0
6	Fertilizer	0	0	0	0	0
7	FRM-Dry	0	0	0	0	0
8	Food Grains (excluding pulses)	0	0	0	0	0
9	Pulses	0	0	0	0	0
10	Sugar	0	0	0	0	0
11	Cement	0	0	0	0	0
12	Salt	0	0	0	0	0
13	Iron Scrap	0	0	0	0	0
14	Others	0	0	0	8	0
C	BREAK BULK			0	0	0
1	Iron & Steel	0	0	1	0	0
2	Timber & Logs	0	0	0	0	0
3	Tea & Coffee	0	0	0	0	0
4	Food Grains (excluding pulses)	0	0	0	0	0
5	Pulses	0	0	0	0	0
6	Sugar	0	0	0	0	0

Port: COCHIN PORT AUTHORITY

Year : 2022-23

(As on March 2023)

(in tonnes)

7	Cement	0	0	0	0	0
8	Project Cargo	0	0	0	0	0
9	Fertilizer	0	0	0	0	0
10	Automobiles (Tonnes)	0	0	0	0	0
	(Nos.)	0	0	0	0	0
11	Others	64	66	96	70	52
D	CONTAINER (Tonnes)	2038	2126	2324	2590	2795
	(TEUs)	282476	291246	301268	289465	292427
E	TRANSHIPMENT			0	0	0
1	Container (Tonnes)	250	297	636	1226	917
	(TEUs)	15079	18091	43380	78079	52332
2	Others (Specify) *	0	0	0	0	0
	Total	6646	6732	7036	8526	7335
II	UNLOADED (A+B+C+D)					
A	LIQUID BULK					
1	POL- Crude	16086	16855	13443	15125	16302
2	POL-Products	1029	1250	1220	1313	1477
3	LPG/LNG	506	891	873	1021	956
4	Edible Oil	11	15	0	25	19
5	FRM-Liquid	390	401	452	347	370
6	Others	115	156	196	146	174
B	DRY BULK			0	0	0
1	Iron Ore (All)			0	0	0
	(a) Pellets	0	0	0	0	0
	(b) Fine	0	0	0	0	0
2	Other Ores	0	0	0	0	0
3	Thermal Coal	43	0	0	0	0
4	Coking Coal	0	0	0	0	0
5	Other Coal	0	0	0	0	0
6	Fertilizer	15	22	0	0	0
7	FRM-Dry	218	184	256	319	171
8	Food Grains (excluding pulses)	0	0	0	0	0
9	Pulses	0	0	0	0	0
10	Sugar	0	0	0	0	0
11	Cement	900	1109	1141	1009	1049
12	Salt	110	96	70	125	90

Port: COCHIN PORT AUTHORITY

Year : 2022-23

(As on March 2023)

(in tonnes)

13	Iron Scrap	0	0	0	0	0
14	Others	67	68	166	93	953
C	BREAK BULK			0	0	0
1	Iron & Steel	50	23	8	11	31
2	Timber & Logs	0	0	0	0	0
3	Tea & Coffee	0	0	0	0	0
4	Food Grains (excluding pulses)	0	0	0	0	0
5	Pulses	0	0	0	0	0
6	Sugar	0	0	0	0	0
7	Cement	0	0	26	0	0
8	Project Cargo	0	0	2	0	0
9	Fertilizer	0	0	0	0	0
10	Automobiles (Tonnes)	0	0	0	0	0
	(Nos.)	0	0	0	0	0
11	Others	8	32	24	29	53
D	CONTAINER (Tonnes)	5577	5908	5955	5236	5357
	(TEUs)	281958	292632	301668	289953	298137
E	TRANSHIPMENT			0	0	0
1	Container (Tonnes)	250	297	636	1226	917
	(TEUs)	15079	18092	43381	78080	52334
2	Others (Specify) *	0	0	0	0	0
	Total	25376	27307	24468	26024	27920
	GRAND TOTAL (I+II)	32022	34038	31503	34550	35255

STATEMENT- 10

COMMODITY WISE LOADED CARGO RECEIVED BY DIFFERENT MODES OF TRANSPORT

Port: COCHIN PORT AUTHORITY

Year : 2022-23

(Ason March 2023)

(in tonnes)

S. No.	Commodity	Received by Rail	Received by Road	Received by IWT	Received through Pipe line *	Total
1	POL (Crude)					0
2	POL (Products)		2027	269312	3216886	3488225
3	LPG/LNG					0
4	Other Liquid Bulk		83055			83055
5	Iron Ore					0
6	Coking Coal					0
7	Thermal Coal					0
8	Fertilisers Finished					0
9	FRM Dry					0
10	Other Dry Bulk					0
11	Steel Products					0
12	Other Break Bulk		51634			51634
13	Containers	12209	2763416			2775625
14	All Commodities	12209	2900132	269312	3216886	6398539

* : Into the Storage Farm Tanks in Port area

STATEMENT- 11

COMMODITY WISE UNLOADED CARGO DESPATCHED BY DIFFERENT MODES OF TRANSPORT

Port: COCHIN PORT AUTHORITY

Year : 2022-23

(As on March 2023)

(in tonnes)

S.No.	Commodity	Despatched by Rail	Despatched by Road	Despatched by IWT	Despatched through Pipe line *	Total
1	POL (Crude)				16301807	16301807
2	POL (Products)		890371		586509	1476879
3	LPG/LNG				956448	956448
4	Other Liquid Bulk		563882			563882
5	Iron Ore					0
6	Coking Coal					0
7	Thermal Coal					0
8	Fertilisers Finished					0
9	FRM Dry			171110		171110
10	Other Dry Bulk		2091606			2091606
11	Steel Products					0
12	Other Break Bulk		84673			84673
13	Containers	20107	5317516			5337623
14	All Commodities	20107	8948048	171110	17844763	26984028

* From Storage Farm Tanks in Port area

STATEMENT- 12

COMMODITY WISE & CATEGORY WISE TRANSIT TRAFFIC OF OTHER COUNTRIES CARGO

Port: COCHIN PORT AUTHORITY

Year : 2022-23

(As on March 2023)

(in '000 tonnes)

Sr.No.	Commodity	Unloaded	Loaded	Total
1	2	3	4	5
A	LIQUID BULK			
1	POL- Crude	16206.64	0	16206.64
2	POL-Products	279.12	645.73	924.85
3	LPG/LNG	956.45	0.00	956.45
4	Edible Oil	19.32	0	19.32
5	FRM-Liquid	218.77	0	218.77
6	Others	174.30	0	174.30
B	DRY BULK			
1	Iron Ore (All)			0
	(a) Pellets	0	0	0
	(b) Fine	0	0	0
2	Other Ores	0	0	0
3	Thermal Coal	0	0	0
4	Coking Coal	0	0	0
5	Other Coal	0	0	0
6	Fertilizer	0	0	0
7	FRM-Dry	171.11	0	171.11
8	Food Grains (excluding pulses)	0	0	0
9	Pulses	0	0	0
10	Sugar	0	0	0
11	Cement	0	0	0
12	Salt	0	0	0
13	Iron Scrap	0	0	0
14	Others	103.03	0.00	103.03
C	BREAK BULK			
1	Iron & Steel	31.33	0	31.33
2	Timber & Logs	0	0	0
3	Tea & Coffee	0	0	0
4	Food Grains (excluding pulses)	0	0	0
5	Pulses	0	0	0
6	Sugar	0	0	0
7	Cement	0	0	0
8	Project Cargo	0.25	0	0
9	Fertilizer	0	0	0
10	Automobiles (Tonnes)	0	0	0
	(Nos.)	0	0	0
11	Others	53.01	2.22	55
D	CONTAINER (Tonnes)	1604.57	1950.20	3554.77
	(TEUs)	147655	159754	307409
E	TRANSHIPMENT			
1	Container (Tonnes)	366.62	366.62	733.24
	(TEUs)	25260	25259	50519
2	Others (Specify) *			0
	TOTAL (A+B+C+D+E)	20184.53	2964.77	23149.30

STATEMENT- 13

NUMBER AND TYPE OF CONTAINER HANDLED

Port: COCHIN PORT AUTHORITY

Year : 2022-23

(Ason March 2023)

(In Nos.)

S.No.	Item	Type	20Ft. Nos.		40Ft. Nos.		Others		Total	
			Normal	Reefer	Normal	Reefer	Normal	Reefer	Normal	Reefer
1	2	3	4	5	6	7	8	9	10	11
A	Loaded	LCL	-	-	-	-	-	-	-	-
		FCL	60764	319	45341	11332	-	-	106105	11651
		Empty	98588	23	8926	768	-	-	107514	791
		Total	159352	342	54267	12100	0	0	213619	12442
B	Unloaded	LCL	-	-	-	-	-	-	-	-
		FCL	146714	45	37134	2239	-	-	183848	2284
		Empty	15044	281	18449	10204	-	-	33493	10485
		Total	161758	326	55583	12443	0	0	217341	12769
C	Transhipment	LCL	-	-	-	-	-	-	-	-
		FCL	58576	72	8661	1434	-	-	67237	1506
		Empty	7382	0	468	8755	-	-	7850	8755
		Total	65958	72	9129	10189	0	0	75087	10261
D	Grand Total (A+B+C)		387068	740	118979	34732	0	0	506047	35472

STATEMENT- 14**CONTAINER CARGO AND TARE WEIGHT OF CONTAINERS HANDLED**

Port: COCHIN PORT AUTHORITY

Year : 2022-23

(As on March 2023)

(in tonnes)

Item	Container Cargo	Tare Weight	Total (2+3)
1	2	3	4
1. Loaded	2101780	693566	2795346
2. Unloaded	4650335	707009	5357344
3. Transhipment	1581216	252006	1833222
4. Total (1+2+3)	8333331	1652581	9985912

STATEMENT- 15

INLAND (LANDWARD) CONTAINER MOVEMENT- OUTGOING FROM PORT AFTER
UNLOADING FROM SHIP

Port: COCHIN PORT AUTHORITY

Year : 2022-23

(As on March 2023)

Mode	20'			40'			Others			Total(TEUs)		
	Loaded	Empty	Total	Loaded	Empty	Total	Loaded	Empty	Total	Loaded	Empty	Total
1	2	3	4	5	6	7	8	9	10	11	12	13
1.By Rail												
(a) ICD												
No.	28	1070	1098	8	85	93	0	0	0	44	1240	1284
Tonnes.	150	2672	2821	105	331	436	0	0	0	254	3003	3257
(b) CFS												
No.												
Tonnes.												
(c) Others												
No.												
Tonnes.												
2. By Road												
(a) ICD												
No.												
Tonnes.												
(b) CFS												
No.												
Tonnes.												
(c) Others												
No.	146412	14204	160616	38716	28463	67179	0	0	0	223844	71130	294974
Tonnes.	4135278	38168	4173446	1042377	118542	1160919	0	0	0	5177655	156710	5334365
3. By IWT												
(a) ICD												
No.												
Tonnes.												
(b) CFS												
No.												
Tonnes.												
(c) Others												
No.												
Tonnes.												

STATEMENT- 16

INLAND (LANDWARD) CONTAINER MOVEMENT- INCOMING TO THE
PORT FOR LOADING ON TO THE SHIP

Port: COCHIN PORT AUTHORITY

Year : 2022-23

(As on March 2023)

Mode	20'			40'			Others			Total(TEUs)		
	Loaded	Empty	Total	Loaded	Empty	Total	Loaded	Empty	Total	Loaded	Empty	Total
1	2	3	4	5	6	7	8	9	10	11	12	13
1.By Rail												
(a) ICD												
No.	1030	0	1030	40	0	40	0	0	0	1110	0	1110
Tonnes.	28382	0	28382	1129	0	1129	0	0	0	29511	0	29511
(b) CFS												
No.												
Tonnes.												
(c) Others												
No.												
Tonnes.												
2. By Road												
(a) ICD												
No.												
Tonnes.												
(b) CFS												
No.												
Tonnes.												
(c) Others												
No.												
Tonnes.												
3. By IWT												
(a) ICD												
No.												
Tonnes.												
(b) CFS												
No.												
Tonnes.												
(c) Others												
No.												
Tonnes.												

STATEMENT- 17

PERFORMANCE OF MAJOR PORT

Port: COCHIN PORT AUTHORITY

Year : 2022-23

(As on March 2023)

Sl. No	Item	Dry Bulk		Liquid Bulk	Break Bulk	Container	All
		Mech.	Conv.				
1	No. of Vessels Sailed- (Total No.)	73	5	469	30	609	1186
a)	At Berth- (No.)	73	5	469	30	609	1186
(i)	Overseas	4	3	232	29	328	596
(ii)	Coastal	69	2	237	1	281	590
2	Total Cargo Traffic Handled - (Tonnes)	2,069,864	192,852	22,608,581	136,307	9,985,912	35,255,230
a)	At Berth - (Tonnes)	2,069,864	192,852	22,870,295	136,307	9,985,912	35,255,230
3	Pre Berthing Waiting Time(Hrs)-Total	512.84	8.73	4119.65	167.20	2355.57	7163.99
a)	Pre Berthing Waiting Time(Hrs)-Port a/c	0.00	0.00	0.00	0.00	0.00	0.00
b)	Pre Berthing Waiting Time(Hrs)-Non Port a/c	512.84	8.73	4119.65	167.20	2355.57	7163.99
4	Working Time (Hrs)	2965.72	439.35	13427.78	903.73	7475.97	25212.55
5	N.W Time at working berth(Hrs)-Total	827.33	255.79	4118.77	421.95	2095.97	7719.81
a)	N.W Time at working berth(Hrs)-Port a/c	0.00	0.00	0.00	0.00	1042.76	1042.76
b)	N.W Time at working berth(Hrs)-N.P a/c	827.33	255.79	4118.77	421.95	1053.22	6677.06
6	Time at Non working berth(Hrs)-Total	161.63	3.53	1721.06	30.72	108.75	2025.69
a)	Time at Non working berth(Hrs)-Port a/c	0.00	0.00	0.00	0.00	0.00	0.00
b)	Time at Non working berth(Hrs)-N.P a/c	161.63	3.53	1721.06	30.72	108.75	2025.69
7	Navigation Time (Hrs)-Total	278.86	16.70	1859.91	92.27	2208.90	4456.64
a)	Inward Movement (Hrs)	145.75	8.60	959.92	50.13	1133.96	2298.36
b)	Outward Movement (Hrs)	133.11	8.10	899.99	42.14	1074.94	2158.28
8	Shifting Time	11.38	16.65	165.75	8.75	9.06	211.59
9	Turn Round Time (Hrs)-Total	4757.76	740.75	25412.92	1624.62	14254.22	46790.27
a)	Turn Round Time (Hrs)-Port a/c	3255.96	472.70	15453.44	1004.75	10736.68	30923.53
b)	Turn Round Time (Hrs)-N.P a/c	1501.80	268.05	9959.48	619.87	3517.54	15866.74
10	TRT- Boarding to Deboarding (Hrs)	4244.92	732.02	21293.27	1457.42	11898.65	39626.28

Note : N.W. - Non Working
Mech. - Mechanically Handled

N.P a/c - Non Port a/c
Conv. - Conventionally Handled

STATEMENT- 18

PERFORMANCE OF MAJOR PORT

Port: COCHIN PORT AUTHORITY Year: 2022-23 (As on March 2023)

S. No.	Item	Container	Break Bulk	Dry Bulk		Liquid Bulk	Total
				Mechanical	Conventional		
1	2	3	4	5	6	7	8
1	Number of Cargo Ships sailed	609	30	73	5	469	1186
2	Cargo handled (in tonnes)	9,985,912	136,307	2,069,864	192,852	22,870,295	35,255,230
3	Average Parcel Size (in tonnes)	16,372	3,280	16,704	38,570	47,250	28366
4	Average Turn Round Time (in Hrs)	23.41	54.15	65.17	148.15	54.19	39.45
5	Average Stay at Working Berth (in Hrs)	1.57	44.19	51.96	139.03	37.41	27.77
6	Average Pre-berthing Waiting Time (in Hrs)	3.87	5.57	7.03	1.75	8.78	6.04
	(a) Port Account	0.00	0.00	0.00	0.00	0.00	0.00
	(b) Non Port Account	3.87	5.57	7.03	1.75	8.78	6.04
7	Average Non-working Time (in Hrs)	3.44	14.07	11.33	51.66	8.78	6.51
	(a) Port Account	1.71	0.00	0.00	0.00	0.00	0.88
	(b) Non Port Account	1.73	14.07	11.33	51.66	8.78	5.63
8	Percentage of Non-working Time at Working Berth (in Hrs)	22	31	21	36	21	22
9	Average Output Per Ship berthdays	25,000	1,781	7,715	6,658	30,311	24,517

Note: Non-Cargo Vessels like bunkering, naval repair and survey vessels are excluded

STATEMENT- 19

DISTRIBUTION OF PRE-BERTHING WAITING TIME

Port: COCHIN PORT AUTHORITY

Year : 2022-23

(As on March 2023)

(In Hrs.)

S.No	Item	Container		Break Bulk	Dry Bulk		Liquid Bulk	Total
		Cellular	Combination		Mechanical	Conventional		
1	2	3	4	5	6	7	8	9
A	Port Account							
1	Non-Availability of							
	(i) Berth							0.00
	(ii) Tug Craft							0.00
	(iii) Pilot							0.00
2	Strike/Stoppage							0.00
3	Night Navigation Restriction							0.00
4	Draft Restriction							0.00
5	Others							0.00
B	Non-Port Account							
1	Ships Account							0.00
2	Shippers Account							0.00
3	Agents Option	2222.24		109.10	512.84	8.73	4119.65	6972.56
4	Want of Ullage							0.00
5	Documents not ready							0.00
6	Tidal Restrictions							0.00
7	Weather Restriction							0.00
8	Want of Cargo							0.00
9	Labour Holidays/Recess							0.00
10	Power Failure							0.00
11	Cargo Lashing							0.00
12	Others	133.34		58.10				191.44
	Total	2355.58	0.00	167.20	512.84	8.73	4119.65	7164.00

STATEMENT- 20

DISTRIBUTION OF NON-WORKING TIME AT WORKING BERTH

Port: COCHIN PORT AUTHORITY

Year : 2022-23

(As on March 2023)

(In Hrs.)

S. No.	Item	Container		Break Bulk	Dry Bulk		Liquid Bulk	Total
		Cellular	Combination		Mechanical	Conventional		
1	2	3	4	6	7	8	9	11
A Port Account								
(a)	Working Berth							
1	Non-Availability of Equipment	0	0	0	0	0	0	0.00
2	Equipment Breakdown	32.00	0	0	0.00	0	0	32.00
3	Absence of workers	0	0	0	0	0	0	0
4	Strike/Stoppage	0	0	0	0	0	0	0
5	Shed Congestion	0	0	0	0	0	0	0
6	Power Failure	101.00	0	0	0	0	0	101.00
7	Hatch opening/ closing	0	0	0	0	0	0	0.00
8	Labour Holidays	0	0	0	0	0	0	0
9	Night Navigation Restrictions	0	0	0	0	0	0	0
10	Others	909.76	0	0	0	0.00	0.00	909.76
(b)	Time spent at Non-working berth	0	0	0	0	0	0	0
B Non-Port Account								
(a)	Working Berth							
1	Ships account	349.45	0	59.58	137.36	23.54	847.61	1417.55
2	Shippers account	356.29	0	42.86	0	0	1553.04	1952.19
3	Agents option	201.40	0	53.26	155.67	59.32	0.00	469.66
4	Absence of non-port workers	0	0	0	0	0	0	0
5	For want of cargo	0	0	0	0	0	0	0
6	Departure Formalities	0	0	45.11	221.24	0	1489.98	1756.34
7	Weather restriction	0.00	0	134.66	62.58	107.74	84.80	389.79
8	Holiday	0	0	0	0	0	0	0
9	Lack of Storage /silos	0	0	0	0	0	0	0
10	User equipment repair	0	0	0	63.97	0	46.22	110.19
11	Shore Clearance	0	0	0	0	0	0	0
12	Others	146.06	0	86.47	186.50	65.18	97.11	581.33
(b)	Time spent at Non-working berth	108.75	0	30.72	161.63	3.53	1721.06	2025.69
Total								
(a)	Working berth[A(a)+B(a)]	2095.97	0	421.95	827.33	255.79	4118.77	7719.81
(b)	Non-working berth [A(b)+B(b)]	108.75	0	30.72	161.63	3.53	1721.06	2025.69

[Ports may publish data as per their importance of reasons. However information as per the format is to be uniformly provided to TRW & IPA.]

STATEMENT- 21

COMMODITY-WISE PERFORMANCE INDICATORS

Port: COCHIN PORT AUTHORITY Year : 2022-23 (As on March 2023)

S. No	Commodity	No. of Vessels Sailed	Cargo handled (Tons)	Turn Round Time (Days)		Pre-berthing Detention (Days)		Stay at Working Berth (Days)		
				Total	Time-spent on non-port a/c reasons	Total	Non-port a/c reasons	Total	Working Time	Non-working Time
1	2	3	4	5	6	7	8	9	10	11
1	POL (Crude)	121	16301807	231.88	62.78	27.23	27.23	168.52	144.35	24.17
2	POL (Products)	260	4965104	518.56	134.89	117.52	117.52	429.58	310.17	119.41
3	LPG/LNG	14	956448	19.05	7.26	3.35	3.35	17.66	16.70	0.96
4	Other Liquid Bulk	74	646936	117.71	38.39	23.51	23.51	115.36	88.28	27.08
5	Iron Ore	0	0	0	0.00	0.00	0.00	0.00	0.00	0.00
6	Coking Coal	0	0	0	0.00	0.00	0.00	0.00	0.00	0.00
7	Thermal Coal	0	0	0	0.00	0.00	0.00	0.00	0.00	0.00
8	Fertilisers & FRM	4	171110	25.04	2.67	6.51	6.51	9.59	7.28	2.31
9	Other Dry Bulk	74	2091606	182.35	49.34	15.26	15.26	177.42	134.60	42.82
10	Steel Products	5	31327	9.14	3.14	2.42	2.42	8.37	6.28	2.10
11	Other Break Bulk	25	104980	51.59	15.72	4.55	4.55	46.86	31.38	15.48
12	Containers	609	9985912	495.78	48.42	98.15	98.15	398.83	311.50	87.33
13	All Commodities	1186	35255230	1651.10	362.61	298.50	298.50	1372.18	1050.52	321.66

STATEMENT- 22

COMMODITY-WISE PERFORMANCE INDICATORS

Port: COCHIN PORT AUTHORITY Year : 2022-23 (As on March 2023)

S. No.	Commodity	No. of Vessels Sailed	Cargo handled (Tons)	Average Turn Round Time (Days)	Average Pre-berthing Waiting Time (Days)	Average Output per Ship Berth Day (Tonnes)
1	2	3	4	5	6	7
1	POL (Crude)	121	16301807	1.92	0.23	95708
2	POL (Products)	260	4965104	1.99	0.45	10606
3	LPG/LNG	14	956448	1.36	0.24	54167
4	Other Liquid Bulk	74	646936	1.59	0.32	4888
5	Iron Ore	0.00	0.00	0.00	0.00	0.00
6	Coking Coal	0.00	0.00	0.00	0.00	0.00
7	Thermal Coal	0.00	0.00	0.00	0.00	0.00
8	Fertilisers Finished & FRM Dry	4	171110	6.26	1.63	17843
9	Other Dry Bulk	74	2091606	2.46	0.21	7001
10	Steel Products	5	31327	1.83	0.48	3741
11	Other Break Bulk	25	104980	2.06	0.18	1205
12	Containers	609	9985912	0.81	0.16	25000
13	All Commodities	1186	35,255,230	1.39	0.25	24517

*Ship Berthday Output calculated based on cargo handled.

STATEMENT- 23

BERTH OCCUPANCY

Port: COCHIN PORT AUTHORITY

Year : 2022-23

(As on March 2023)

Sl. No.	Berth	No. of Days		Percentage of Occupancy
		Available	Occupied	
1	Q1	330	103.69	31
2	Q2	330	0.00	0
3	Q3	330	0.00	0
4	Q4	330	127.11	39
5	Q5	330	195.43	59
6	Q6	330	157.93	48
7	Q7	330	117.56	36
8	Q8	330	78.34	24
9	Q9	330	102.64	31
10	Q10	330	148.10	45
11	BTP	330	208.91	63
12	NCB	330	124.61	38
13	COT	330	158.58	48
14	NTB	330	71.4	22
15	STB	330	3.23	1
16	SCB	330	0.00	0
17	SPM	330	179.08	54
18	LNG	330	16.25	5
19	V2	330	188.55	57
20	V3	330	197.99	60
21	MULT	330	0.00	0
22	UTL	330	655.57 *	100*
Grand Total		7260	2834.97	39

* Berth occupied by multiple vessels

STATEMENT - 24

AVAILABILITY OF CARGO HANDLING EQUIPMENTS

(As on March 2023)

Year : 2022-23

Port: COCHIN PORT AUTHORITY

S. No.	Description of Equipment	Number of Equipment	Required to meet the Traffic		Short Supply Due to (Percentage)				Number of Unit Overhauled	Number of Unit underwent Major Repair	Remarks
			Average Demand per day (No.)	Average Supply per day (No.)	Absentism of Staff	Shortage of Equipment	Break Down	Stoppage of work	Others		
1	Harbour Mobile Crane	1 No.	1 No.	1 No.	Nil	Nil	1.10%	Nil	6.90%	Nil	Availability = 93.09%
2	Fork Lift Trucks	6 Nos.	6 Nos.	6 Nos.	Nil	Nil	0.22%	Nil	4.21%	NIL	Availability = 95.57%
3	Reach Stacker	1 No.	1 No.	1 No.	Nil	Nil	0.00%	Nil	4.21%	Nil	Availability = 95.79%

STATEMENT- 25

SHORE LABOUR PRODUCTIVITY

Port: COCHIN PORT AUTHORITY Year: 2022-23 (As on March 2023)

Sl No.	Datum Line and Cargo	No. of hooks worked	Hooks hrs worked	Effective hooks hrs worked	Man hrs worked	Effective man hrs worked	Tonnage Handled (in tonnes)	Average Productivity (Tonnes)				
1	2	3	4	5	6	7	8	9	10	11	12	13
A	Unloaded											
1	ALUMINA IN JUMBO BAGS	185	1481	1259	9991	8463	49498	268	33	39	5	6
2	CLINKER IN BULK	138	1099	994	3673	3318	83023	602	76	83	23	25
3	DEFENCE CARGO	17	138	128	1309	1238	972	57	7	8	1	1
4	ILMINITE SAND	24	192	181	708	670	20003	833	104	110	28	30
5	METALS & METAL PRODUCTS	40	322	300	1897	1769	31327	783	97	104	17	18
6	SALT IN BULK	130	1034	960	3911	3620	89827	691	87	94	23	25
7	PROJECT CARGO	3	24	21	245	214	252	84	10	12	1	1
	Total(A)	537	4289	3843	21734	19293	274902	512	64	72	13	14
B	Loaded											
1	DEFENCE CARGO	2	14	14	185	176	12	6	1	1	0	0
2	IMO CARGO	1	7	7	80	80	264	264	36	36	3	3
3	OTHER BREAK BULK	1	7	7	91	91	5	5	1	1	0	0
	Total(B)	4	29	28	356	346	281	70	10	10	1	1
	Grand Total (A+B)	541	4318	3871	22090	19639	275183	509	64	71	12	14

Note: Tonnage handled is in respect of ships sailed during a period.

STATEMENT - 26

DOCK LABOUR PRODUCTIVITY

Port: COCHIN PORT AUTHORITY Year: 2022-23 (As on March 2023)

Sl. No.	Commodities	No. of hooks worked	Hook Hrs/ Effective hooks hrs worked	Man hrs/ Effective man hrs worked	Tonnage Handled (in tonnes)	Average Productivity (Tonnes)		
						Per hook	Per hook hour	Per man hour
A.	Break Bulk							
1	ALUMINA IN JUMBO BAGS	185	1259	8463	49498	268	39	6
2	OTHER BREAK BULK	1	7	91	5	5	1	0
3	DEFENCE CARGO	19	142	1414	985	52	7	1
4	IMO CARGO	1	7	80		0	0	0
5	METALS & METAL PRODUCTS	40	300	1769	31327	783	104	18
6	PROJECT CARGO	3	21	214	252	84	12	1
	Total (A)	249	1736	12031	82067	330	47	7
B.	Dry Bulk							
1	CLINKER IN BULK	138	994	3318	83023	602	83	25
2	ILMINITE SAND	24	181	670	20003	833	110	30
3	SALT IN BULK	130	960	3620	89827	691	94	25
	Total (B)	292	2135	7608	192853	660	90	25
	Total (A+B)	541	3871	19639	274920	508	71	14

Note: Tonnage handled is in respect of ships sailed during a period.

STATEMENT- 27

AVAILABILITY & UTILIZATION OF EQUIPMENTS
(OTHER THAN CONTAINER HANDLING)

Port: COCHIN PORT AUTHORITY

Year : 2022-23

(As on March 2023)

S. No.	Item	Mobile Crane	Wharf Crane	Fork Lift Truck	Pay loaders	Tractor/ Trailer	Locomotive	Others (Mobile Harbour Crane)
1	No. of Equipment			6				1
2	Capacity of Equipment (No. with Unit)			5 Nos. of 3T capacity & 1 No. of 5T capacity				40T
3	Total No. of Gross Hrs available (No. of Days x No. of Equipment x 24#)			25650				8688
4	Not available Hrs due to:			1137				600
	(i) Overhaul & maintenance			1087				600
	(ii) Break down			57				0
	(iii) Holidays & offtime							
	(iv) Others							
5	Net available working Hrs. (3-4)			24513				8088
6	% Availability (7/3)x100			95.27				93.09
7	Actual working Time			11184.75				487
8	% Utilisation on the basis of:							
	(a) Gross Available Hrs. (7/3)x100			43.6				5.6
	(b) Net Available Hrs. (7/5)x100			45.63				5.6
9	Utilisation Norms			35%				35%

Note:- 1. No. of Days : No. of Days the dock is working
 2. No. of Equipment : All Equipment available with the Deptt.
 3. Overhaul & maintenance : Preventive maintenance and periodical overhauls only.
 4. Breakdown : The equipment is not working for more than 15 minutes.
 # : If the port is working in two shifts, then 16 hours may be considered instead of 24 hours.

STATEMENT - 28

AVAILABILITY & UTILIZATION OF CONTAINER HANDLING EQUIPMENT

Port: COCHIN PORT AUTHORITY Year: 2022-23 (As on March 2023)

S. No.	Item	Quay side Gantry Crane	Rubber Tyred Gantry Crane	Rail mounted Gantry Crane	Tata P & H Crane	Top Lift Truck	Fork Lift Truck/ Front End Loader	Reach Truck	Tractor Trailer
1	2	3	4	5	6	7	8	9	10
1	Fleet Strength	4	15				3	2	
	Capacity/Equipment	65	40				8	40	
2	Total possible equipment Hrs (24@ X No. of Days X No. of Equipment's)	35040	131400				26280	17520	
3	Hrs lost due to scheduled maintenance	2693.5	5560.17				411.5	497.75	
4	Hrs lost under break down	208.7	317.07				32.53	52.78	
5	Hrs lost due to recess								
6	Actual equipment available Hrs. (2-(3+4+5))	32137.8	125522.8				25836.0	16969.5	
7	% Availability (6/2)*100	91.7	95.5				98.3	96.9	
8	Hrs actually worked during the month	20518.0	80972.0				6717.0	12480.0	
9	% Utilisation on the basis of								
(a)	Availability Hrs. (8/6)*100	63.8	64.5				26.0	73.5	
(b)	Total possible Equipment Hrs. (8/2)*100	58.6	61.6				25.6	71.2	
10	Utilisation Norms								

Definitions:

1. No. of Days : No. of Days the dock is working
 2. No. of Equipment : All Equipment available with the Dept.
 3. Scheduled maintenance : Preventive maintenance and periodical overhauls only
 4. Recess : Meal Breaks notified by the Port
 5. Breakdown : The equipment is not working for more than 15 mts.
- @: If the port is operating in two shifts, then 16 hours may be considered.

STATEMENT- 29

PERFORMANCE OF CONTAINER HANDLING EQUIPMENT

Port: COCHIN PORT AUTHORITY

Year : 2022-23

(As on March 2023)

S. No.	Item	Quayside Gantry Crane	Rail mounted Gantry Crane	RTG Crane
1	2	3	4	5
1	Total No. of Equipment	4		15
2	Total No. of Shifts worked	730		730
3	Total No. of Equipment working hrs. (Completion time-commencement time)	20518		80972
4	Total No. of Containers Handled	539848		855621
5	No. of Containers Handled per working hour (4/3)	26.31		10.57
6	Total Idle time	5426		41095
7	Total No. of hrs. actually worked (3-6)	15092		39877
8	Total No. of Containers Handled per actual worked hour (4/7)	35.77		21.46

STATEMENT- 30

PERFORMANCE OF DREDGER

Port: COCHIN PORT AUTHORITY

Year : 2022-23

(As on March 2023)

S. No.	Particulars	Unit	Name of Dredger(s)		Remarks
			GHD NS (Port Dredger)	DCI-'DREDGE-VIII/XV/XVI/XIX/XI' (Hired)	
1	2	3	4		5
1	Quantity dredged	Lakh m ³	2.52	244.605	Dredging for maintenance of the channels and basins in Cochin Port for the year 2022-23 was carried out by DCIL, on contract (Lumpsum). The dredging was done by deploying two TSH dredgers continuously throughout the year. Total quantity of material dredged and disposed during the year 2022-23 is 244.605 Lakh cum.(at a density of 1.30t/cum.) The Lumpsum contract amount for the year 2022-23 was Rs. 122.50 crores. The contract for the year 2021-22 extended for one year as per the same terms, conditions and rate.
2	Working days	Days	134	365	
3	Non-Working days			0	
	a) Sunday & Holidays	Days	66	-	
	b) Dry-docking	Days	127	-	
	c) Over-haul	Days	0	-	
	d) Repairs, Maintenance & Bunkering	Days	6		
	e) Bad Weather	Days	0	-	
	f) Crew shortage	Days	32	-	
	g) Others	Days	Nil	-	
4	Total Days (2+3)	Days	365	-	Rate of dredging based on Lumpsum amount quoted and estimated quantity of 24 Million cum. is Rs. 51.04 / cum.
5	Quantity dredged per working day		1500/3000	-	
6	Rate per Cu.m. of dredging	Rs.	587	-	
	a) Including depreciation & Interest	Rs.	N A	NA	
	b) Excluding depreciation & Interest	Rs.	N A	NA	

STATEMENT - 31

NUMBER, TYPE AND SIZE OF SHIPS SAILED

Port: COCHIN PORT AUTHORITY

Year : 2022-23

(As on March 2023)

S. No.	Category of Ships	No. of ships sailed	NRT	GRT	DWT
A	Cargo Operation				
1	Container	609	8485734	16906615	21072877
	(a) Cellular	609	8,485,734	16,906,615	21,072,877
	(b) Combination				
2	Break Bulk	30	164,235	409,989	357,328
3	Dry Bulk				
	(a) Mechancial	73	428,241	1,118,853	1,646,919
	(b) Conventional	5	83,662	146,152	250,675
4	Liquid Bulk	469	11,391,335	21,108,794	36,246,045
5	Lash	0	0	0	0
6	Ro-Ro	0	0	0	0
	Total	1186	20,553,207	39,690,403	59,573,844
B	Passenger Carriers	259	369,276	1,205,976	576,832
C	Others	104	879,517	1,773,785	628,043
D	Grand Total	1549	21,802,000	42,670,164	60,778,719

STATEMENT - 32

PASSENGER TRAFFIC AT MAJOR PORT

Port: COCHIN PORT AUTHORITY Year: 2022-23 (Ason March 2023)
(In Nos.)

Year	Overseas			Coastal			Total		
	Embarked	Dis embarked	Total	Embarked	Dis embarked	Total	Embarked	Dis embarked	Total
	1	2	3	4	5	6	7	8	9
2018-19	57699	57555	115254	98396	107451	205847	156095	165006	321101
2019-20	61478	61352	122830	98660	113137	211797	160138	174489	334627
2020-21	0	0	0	17640	22922	40562	17640	22922	40562
2021-22	0	0	0	67935	61309	129244	67935	61309	129244
2022-23	6008	6255	12263	92947	92341	185288	98955	98596	197551

STATEMENT- 33

ACCIDENTS AT MAJOR PORT

Port: COCHIN PORT AUTHORITY

Year : 2022-23

(As on March 2023)

(In Nos.)

S. No.	Causation	Fatal		Non-Fatal		Total	
		Port area	Non-Port Area	Port Area	Non-Port Area	Port area	Non-Port Area
1	2	3	4	5	6	7	8
1	Persons falling	1	Nil	Nil	Nil	1	Nil
2	Falling of objects	Nil	Nil	1	Nil	1	Nil
3	Stepping on, striking against or struck by objects	Nil	Nil	1	Nil	1	Nil
4	Caught in between objects	Nil	Nil	Nil	Nil	Nil	Nil
5	Over-exertion or wrong movements	Nil	Nil	Nil	Nil	Nil	Nil
6	Exposure to or contact with extreme temperature	Nil	Nil	Nil	Nil	Nil	Nil
7	Explosions	Nil	Nil	Nil	Nil	Nil	Nil
8	Exposure to or contact with harmful substances including radiation	Nil	Nil	Nil	Nil	Nil	Nil
9	Other cases	Nil	Nil	Nil	Nil	Nil	Nil
Total		1	Nil	2	Nil	3	Nil

STATEMENT - 34

EMPLOYMENT AT MAJOR PORT

A. Employment at Major Port

Port: COCHIN PORT AUTHORITY

Year : 2022-23

(As on March 2023)

Officers		Non-Cargo Handling Workers			Cargo Handling Workers Other than Shore Workers		Shore Worker	Casual Worker	Total
Class I	Class II	Class III	Class IV	Others	Class III	Class IV			
1	2	3	4	5	6	7	8	9	10
85	83	629	34	-	138	12	-	-	981

B. Employment at Dock Labour Boards of Major Port

Port: COCHIN PORT AUTHORITY

Year : 2022-23

(As on March 2023)

DLB Employment					Dock Workers				Grand Total
Class I	Class II	Class III	Class IV	Total	Registered	Listed	Others	Total	
1	2	3	4	5	6	7	8	9	10
NIL									

C. Mandays Lost at Major Port

Port: COCHIN PORT AUTHORITY

Year : 2022-23

(As on March 2023)

Mandays Employed			Mandays Lost				Mandays Lost per 1000 Mandays Employed		
PE	DE	Total	Reason	PE	DE	Total	PE	DE	Total
1	2	3	4	5	6	7	8	9	10
NIL									

PE: Port Employee/Worker

DE: DLB Employee/Worker

STATEMENT- 35

INCOME & EXPENDITURE OF MAJOR PORT

Port: COCHIN PORT AUTHORITY

Year : 2022-23

(As on March 2023)

(Rs. In Crores)

S. No	Head	2022-23	2021-22
1	2	3	4
1	Income		
A	Operating Income		
a	Cargo handling(excluding royalty income)		
	(i) Petroleum, Oil and lubricants	103.30	109.39
	(ii) Others	29.13	25.31
b	Vessel related income	369.73	335.86
c	Railway earning	-	0.00
B	Estate Income	119.18	109.07
2	Expenditure		
A	Operating Expenditure		
a	Cargo handling		
	(i) Petroleum, Oil & Lubricants	7.84	7.71
	(ii) Others	41.71	42.51
b	Vessel related expenditure	238.53	185.96
c	Railway expenditure	-	0.00
B	Estate Non-operating Expenditure	137.36	131.12
3	Operating Surplus (1A-2A)	214.08	234.38
4	Finance & Miscellaneous Income	63.67	43.32
5	Royalty Income	142.23	136.17
6	Finance & Miscellaneous Expr	395.96	382.92
7	Total Income(1+4+5)	827.23	759.12
8	Total Expenditure(2+6)	821.40	750.22
9	Net Surplus (7-8)	5.83	8.90

Note: 1. Operating Expenditure to be apportioned as recommended in concepts and definitions.

2. Operating Income and expenditure of all commodities whose share in total cargo handled is more than 15% is to be separately furnished. For remaining commodities, information may be included in others.

STATEMENT - 36

APPLICATION OF FUNDS & OTHER FINANCIAL STATISTICS

Port: COCHIN PORT AUTHORITY

Year : 2022-23

(As on March 2023)

(Rs. In Crores)

S. No	Head	2022-23	2021-22
1	2	3	4
A	Fixed Operating Assets (Net Block)		
a	Cargo handling & storage	143.50	140.13
b	Port & dock facilities	98.78	103.52
c	Railway	-	-
d	Estate (Operating assets)	34.28	35.91
e	Management & General Administration	81.74	84.08
	Total Net Block	358.31	363.64
B	Capital Work in Progress	1.71	8.04
C	Investments*	67.90	0.15
D	Current Assets	271.80	507.34
E	Current Liabilities	585.98	766.12
F	Net Current Assets (D-E)	(314.18)	(258.78)
G	Capital Expenditure under PPP		
a	By Port		
	(i) For land acquisition		
	(ii) Other capital expenditure		
b	By Private operators)		
	(i) For land acquisition		
	(ii) Other capital expenditure	5305.92	5289.06
H	Capital Employed (Net)	41.78	102.56

* Investments excluding Statutory investments like PF, Pension, Gratuity, Leave encashment etc

STATEMENT- 37

OPERATING EXPENDITURE BY HEAD OF EXPENDITURE

Port: COCHIN PORT AUTHORITY

Year : 2022-23

(As on March 2023)

(Rs. In Crores)

S. No	Head	2022-23	2021-22
1	2	3	4
A	Operating expenditure		
1	Salaries & wages	150.09	142.17
2	Stores	30.63	23.22
3	Operation/Maintenance	181.20	136.71
4	Electricity	26.03	26.07
5	Depreciation	17.51	17.51
6	Security	12.66	13.76
7	Medical	2.78	3.02
8	Office administration	4.55	4.84
9	Other expenditure		
	Total Operating expenditure	425.44	367.30
B	Management and General Administration expenditure as per PL Account	115.79	109.71

STATEMENT- 38

FINANCIAL DATA OF PRIVATE TERMINAL OPERATOR

Name of Terminal Operator : INDIA GATEWAY TERMINAL PRIVATE LIMITED

Port: COCHIN PORT AUTHORITY

Year : 2022-23

(As on March 2023)

(Rs. In Crores)

S. No	Head	2022-23	2021-22
1	2	3	4
1	Operating Income		
a	Cargo handling(excluding royalty income)	375.57	348.33
b	Vessel related income		
	Total Operating Income	375.57	348.33
2	Operating Expenditure		
a	Cargo handling	336.10	274.11
b	Vessel related expenditure		
	Total Operating Expr	336.10	274.11
3	Total Income (1)	375.57	348.33
4	Total Expenditure (2)	336.10	274.11
5	Capital Expenditure under PPP	16.86	14.16
	(i) For land acquisition		
	(ii) Other capital expenditure	16.86	14.16
6	Net Capital Employed	0.54	-36.14

Note: 1. Operating expenditure to be apportioned as recommended in concepts and definitions
2. Separate data for each terminal operator at a Major Port be furnished.

STATEMENT- 39

FINANCIAL INDICATORS

Port: COCHIN PORT AUTHORITY

Year : 2022-23

(As on March 2023)

(Rs. In Crores)

S. No.	Description	2022-23	2021-22
1	2	3	4
1	Return on Capital		
a	Capital Employed (Excl Work-in-progress)	41.78	102.56
b	Net surplus before Tax	5.83	8.90
c	RoCE including Royalty income (1b/1a)	0.14	0.09
d	Net surplus before Tax (excl Royalty income)	-136.39	-127.27
e	RoCE excluding Royalty income (1d/1a)	(3.26)	(1.24)
f	Profit Ratio (Net surplus/Total income)	0.01	0.01
g	Turnover Ratio (Net Surplus/Operating income)	0.01	0.01
2	Operating Ratio		
a	Operating Expenditure	425.44	367.30
b	Operating Income	502.16	715.80
c	Operating Ratio (2a/2b) %	55.72	51.31
3	Ratio of Cost of Earnings (activity-wise)		
	(percentage of Cost to Earnings)		
a	Cargo Handling and Storage	0.37	0.37
b	Port and Dock Facilities for Shipping	0.65	0.55
c	Railway Workings	-	-
d	Rentable Lands and Buildings	0.18	0.20
A	Direct Cost (excl Depn & Over heads)		
a	Cargo Handling and Storage	43.21	43.38
b	Port and Dock Facilities for Shipping	232.30	179.92
c	Railway Workings	-	-
d	Rentable Lands and Buildings	19.66	19.77
B	Total Cost (incl Depn & Over heads)		
a	Cargo Handling and Storage	49.55	50.22
b	Port and Dock Facilities for Shipping	238.53	185.96
c	Railway Workings	-	-
d	Rentable Lands and Buildings	21.57	21.41

STATEMENT - 40

CAPITAL EXPENDITURE ON PLAN AND NON-PLAN SCHEMES

Port: COCHIN PORT AUTHORITY

Year : 2022-23

(As on March 2023)

(in Hrs.)

S. No.	Description	Current year 2022-23					Cumulative upto 31.03.2023			
		Approved outlay 2021-22	Internal Resources	Budgetary Support	Others (specify)	Total	Internal Resources	Budgetary Support	Others (specify)	Total
1	2	3	4	5	6	7	8	9	10	11
1	Construction of Sub-way (B.S)	0.02	-	3.17	-	3.17	-	31.22	-	31.22
2	Construction of Rail Over Bridge at Vallarpadam (B.S)					-	-	26.18	-	26.18
3	Refurbishment of Coastal Liquid Terminal (B.S)	-	-	-	-	-	-	18.35	-	18.35
4	R&D Studies-Study on siltation for implementation of nautical depth concept in CoPT (B.S)	-	-	-	-	-	-	10.93	-	10.93
5	Capital dredging for creation of berth basin for ICTT - Phase-III (Extension of length of basin by 300m) (BS)	0.10	-	-	-	-	-	-	-	-
7	Replacement and modification of cargo handling equipment	-	-	-	-	-	21.95	-	-	21.95
8	Development at SEZ area	-	-	-	-	-	-	-	-	-
	a) (i) Construction of Administrative & Commercial offices and related establishment cost at PBSEZs	-	-	-	-	-	0.92	-	-	0.92
	a) (ii) Providing additional facilities at Administrative office building at Puthuvypeen, SEZ	-	-	-	-	-	0.29	-	-	0.29
	b) Providing common infrastructure facilities at SEZ	-	-	-	-	-	20.91	-	-	20.91
	c) Land Development at PBSEZs	0.01	-	-	-	-	1.09	-	-	1.09
	d) Land Acquisition	0.01	-	-	-	-	-	-	-	-
9	Standardisation of Electrical Power supply distribution network at W/ Island.	-	-	-	-	-	6.70	-	-	6.70
	a) Strengthening of subtransmission and distribution network at W/ Island under IPDS, GoI.	-	-	-	-	-	3.02	-	2.19	5.21
	b) Design as per site condition, supply installation, Testing & commissioning of Roof Top, grid connected solar panel of 150KWP capacity at residential building of RNAS quarters as part of IPDS work	-	-	-	-	-	-	-	-	-

S. No.	Description	Current year 2022-23					Cumulative upto 31.03.2023			
		Approved outlay 2021-22	Internal Resources	Budgetary Support	Others (specify)	Total	Internal Resources	Budgetary Support	Others (specify)	Total
1	2	3	4	5	6	7	8	9	10	11
10	Feasibility Study	-	-	-	-	-	3.57	-	-	3.57
11	Outer Harbour project for construction of a Deep Water Port (i) Providing Consultancy services for obtaining Environment clearance for Outer Harbour	-	-	-	-	-	4.34	-	-	4.34
12	Implementation of Environmental Management and Monitoring Plan (EMMP)	-	-	-	-	-	1.13	-	-	1.13
13	Construction of Barge jetty at Puthuvyppeen (ASIDE Scheme)	-	-	-	-	-	35.55	-	-	35.55
15	Providing Shore power Supply at UTL	-	-	-	-	-	0.63	-	-	0.63
16	Reconstruction of South Coal Berth	7.50	4.04	-	-	4.03	9.36	-	-	9.36
17	Providing Ro-Ro Facilities for Propylene Handling at Cochin Port	0.50	0.02	-	-	3.14	0.02	-	-	3.16
18	Buildings Taken over from lessees	-	-	-	-	-	0.05	-	-	0.05
19	Replacement of damaged fenders BTP, NCB	-	-	-	-	-	0.05	-	-	0.05
20	Renovation of Ground Floor of CFS Building	0.30	-	-	-	-	-	-	-	-
21	Renovation of Eastern half of CFS Building	-	0.33	-	-	0.33	0.49	-	-	0.49
22	Resurfacing CISF Barrack Road from Naval Road to CISF Barrack Junction.	0.20	0.37	-	-	0.37	0.37	-	-	0.37
23	Resurfacing the road from CISF Barrack junction to Q10 (FACT gate)	0.20	0.08	-	-	0.08	0.08	-	-	0.08
25	Resurfacing KPK Menon Road	0.15	-	-	-	-	-	-	-	-
26	Resurfacing GV Iyer Road	0.10	-	-	-	-	-	-	-	-
27	Renovation of Q5, Q6, Q7 berths and levelling the back up area at Enakulam Wharf	0.20	-	-	-	-	-	-	-	-
28	Reconstruction of drain from HML junction to periphery wall M/W/harf	0.20	-	-	-	-	-	-	-	-
29	Upgradation of VTMS system	0.01	-	-	-	-	3.51	-	-	3.51
30	Replacement of HT cable E.W to Q5 S/S	-	-	-	-	-	0.06	-	-	0.06
31	SITC of 250 KVA DG set & AMF panel-North	-	-	-	-	-	0.20	-	-	0.20
32	SITC of 2 Nos.NVR&HDD for CCTVmonitors-C	-	-	-	-	-	0.06	-	-	0.06
33	Installation of Access Control system- Providing CCTV surveillance at various locations of CoPT	-	-	-	-	-	0.22	-	-	0.22

S. No.	Description	Current year 2022-23					Cumulative upto 31.03.2023			
		Approved outlay 2021-22	Internal Resources	Budgetary Support	Others (specify)	Total	Internal Resources	Budgetary Support	Others (specify)	Total
1	2	3	4	5	6	7	8	9	10	11
34	Development of walkway and parking facility from BOT Bridge to Alexander Parambithara Bridge at NH-47A by Cochin Port Trust - Phase III (WBS No. PS-20-C5016)					-	-	-	0.70	0.70
35	Upgrading infrastructures at Enakulam wharf for cruise berthing facilities in Cochin Port					-	-	-	5.66	5.66
36	Developing Infrastructure at Cochin Port Cruise Terminal					-	-	-	0.23	0.23
37	Creation of additional Tourism Facilities at the Cochin Port Trust Walkway					-	-	-	1.36	1.36
38	Development of Land for Parking vehicle in connection with Cruise Tourism facilities					-	-	-	3.90	3.90
39	Addl Infrastruct for New Cruise Terminal					-	-	-	3.68	3.68
40	Replacement of existing two nos forklift trucks	0.01				-	-	-	-	-
41	Providing shore supply at Q8 & Q9 berth	2.00				-	-	-	-	-
42	Replacement of oldDG set at NPH with new 500KVA DG set with AMF panel etc	0.20				-	-	-	-	-
43	Procurement of New Fire Tender against two condemned Foam Tenders.	0.05				-	-	-	-	-
44	Implementaion of system infrastructure work under Revamped Distribution Sector Scheme (RDSS)	0.10				-	-	-	-	-
45	Procurement of Oil Pollution response Equipments	0.10			0.02	0.02	-	-	0.02	0.02
46	Cochin Fisheries Harbour	-			0.02	0.02	-	-	0.02	0.02
	Total	11.96	4.84	3.17	7.21	15.22	114.57	86.68	30.79	232.04

Part III



THE ANNUAL ACCOUNTS OF THE COCHIN PORT AUTHORITY FOR 2022-23



Contents

Pg. No.

Annual Accounts

109 Balance Sheet

110 Profit & Loss Account

Schedules to Balance Sheet

111 Sch. I Reserves & Surplus
Statutory Reserves
Grants-in-Aid
Sch. II Loan Funds

112 Sch. III Capital Asset & Provision for Depreciation

113 Sch. IV Investments
Sch. V Sundry Debtors
Sch. VI Cash & Bank Balance
Sch. VII Loan & Advances
Sch. VIII Current Liabilities and Provisions

Sub Schedules to Balance Sheet

114 Sub Sch. A Details of Funds & Statutory Reserves

115 Sub Sch. B Balance at Banks and Cash on Hand

Sub Schedules to Profit & Loss Accounts

INCOME

116 Sub Sch. C Cargo Handling & Storage Charges
Sub Sch. D Port & Dock Charges
Sub Sch. E Railway Earnings
Sub Sch. F Estate Rentals

117 Sub Sch. G Cargo Handling & Storage
Sub Sch. H Port & Dock Facilities for Shipping
Sub Sch. I Railway Workings

Contents

Expenditure

118	Sub Sch. J	Rentable Land & Buildings
	Sub Sch. K	Management & General Administration

119	Sub Sch. L	Finance & Miscellaneous Income
	Sub Sch. M	Finance & Miscellaneous Expenditure

120- 122	Additional Schedule to Profit & Loss Account	
-------------	--	--

123	Sch. IX	Balance Sheet of Cochin Fisheries Harbour
-----	---------	---

124	Income & Expenditure Account of C.F.H	
-----	---------------------------------------	--

125	Receipt & Payment Account of C.F.H.	
-----	-------------------------------------	--

126- 133	Notes to Annual Accounts	
-------------	--------------------------	--

Annexures

134	Service Tax Matters Pending Before Various Authorities	
-----	--	--

135- 138	Arbitration And Legal Proceedings	
-------------	-----------------------------------	--

BALANCE SHEET AS AT 31ST MARCH 2023

PARTICULARS		SCH	2022-23		2021-22	
I	SOURCE OF FUNDS		₹	₹	₹	₹
	RESERVES & SURPLUS	I				
	a Capital Reserve		848,407,574		848,407,574	
	b Funds		6,544,947	854,952,521	6,661,796	855,069,371
	c Statutory Reserves			167,281,794		167,281,794
	d Grants-in- aid			325,537,375		377,172,887
	LOAN FUNDS	II				
	a Government Loans		4,468,233,147		4,468,233,147	
	b Unsecured Loans		26,430,856	4,494,664,003	26,041,960	4,494,275,107
	TOTAL			5,842,435,693		5,893,799,159
	COCHIN FISHERIES HARBOUR	IX		1,186,366		1,186,366
	GRAND TOTAL			5,843,622,059		5,894,985,525
II	APPLICATION OF FUNDS					
	FIXED/CAPITAL ASSETS	III				
	Gross Block		7,164,045,047		7,042,662,942	
	Less: Provision for Depreciation		3,580,987,952		3,406,249,251	
	Net Block			3,583,057,095		3,636,413,691
	Capital Work-in-Progress			17,117,399		80,376,868
	INVESTMENTS	IV		679,048,904		1,500,000
	CURRENT ASSETS, LOANS AND ADVANCES					
	a <u>Current Assets:</u>					
	i Interest accrued		44,314,614		46,959,525	
	ii Inventories		7,057,551		7,327,720	
	iii Sundry Debtors	V	624,776,497		532,282,443	
	iv Cash & Bank Balances	VI	1,154,044,466		3,441,204,212	
	b Loans & Advances	VII	887,828,324		1,045,587,387	
	TOTAL		2,718,021,452		5,073,361,286	
	Less: Current Liabilities & Provisions	VIII	5,859,827,148		7,661,198,048	
	NET CURRENT ASSETS			-3,141,805,696		-2,587,836,761
	c Profit & Loss account			4,705,017,991		4,763,345,362
	TOTAL			5,842,435,693		5,893,799,159
	COCHIN FISHERIES HARBOUR	IX		1,186,366		1,186,366
	GRAND TOTAL			5,843,622,059		5,894,985,525

Sd/-
FINANCIAL ADVISER &
CHIEF ACCOUNTS OFFICER

Sd/-
CHAIRPERSON

PROFIT & LOSS ACCOUNT FOR THE YEAR ENDED 31st MARCH 2023

PARTICULARS	SUB SCH	2022-23	2021-22
		₹	₹
INCOME			
Cargo Handling & Storage charges	C	2,746,556,459	2,708,733,494
Port & Dock charges (including Pilotage fees)	D	3,697,334,315	3,358,590,865
Railway earnings	E	-	-
Estate Rentals	F	1,191,805,447	1,090,672,813
TOTAL		7,635,696,221	7,157,997,172
LESS EXPENDITURE:			
Cargo handling and storage	G	495,515,247	502,185,606
Port & Dock facilities (including Pilotage)	H	2,385,317,117	1,859,640,783
Railway workings	I	-	-
Rentable lands and buildings	J	215,732,339	214,071,359
Management & General Administration (not directly attributed to particular activity)	K	1,157,880,106	1,097,117,610
TOTAL		4,254,444,809	3,673,015,357
Operating Profit (+) / Loss (-)		3,381,251,411	3,484,981,814
Add: Finance & Misc. Income	L	636,650,166	433,216,324
TOTAL		4,017,901,578	3,918,198,139
Less: Finance & Misc. Expenditure	M	3,959,574,207	3,829,192,071
Profit before Tax		58,327,371	89,006,068
Less: Provision for taxation		0	0
Profit after Tax		58,327,371	89,006,068
<u>Less : Appropriations</u>			
Capital Reserve		-	-
Statutory Reserve		-	-
TOTAL			
Balance transferred to Revenue Reserve		58,327,371	89,006,068
COCHIN FISHERIES HARBOUR			
Income		35,634,570	38,060,692
Expenditure		32,101,903	36,445,709
Surplus (+) / Deficit (-)		3,532,667	1,614,983

Sd/-
FINANCIAL ADVISER &
CHIEF ACCOUNTS OFFICER

Sd/-
CHAIRPERSON

SCHEDULES TO BALANCE SHEET AS AT 31.03.2023

PARTICULARS	SCH	SUB SCH	2022-23	2021-22
			₹	₹
RESERVES & SURPLUS	I	A		
Capital Reserve			848,407,574	848,407,574
CPE (HBA) Family Benefit Fund			4,207,331	4,065,627
Employees Welfare Fund			2,334,764	2,504,751
Family Security Fund			2,852	91,418
TOTAL			854,952,521	855,069,371
STATUTORY RESERVES	I	A		
Fund for Replacement, Rehabilitation and Modernisation of Capital Assets			98,385,897	98,385,897
Fund for Development, Repayment of Loans and Contingencies			68,895,897	68,895,897
TOTAL			167,281,794	167,281,794
GRANTS- IN-AID	I			
Grant in Aid for Creation of Additional tourism facility-Walkway			-	-488,627
Grant in Aid for Construction of a Subway/Flyover in front of International Container Transshipment Terminal(ICTT)			2,999,382	33,522,665
Grant-Rail Over Bridge			90,270,508	86,696,800
Grant in Aid for Procurement Of Pollution Responses(PR) equipment / materials			7,072,549	6,953,423
Grant in Aid - Implementation of projects under IPDS			-35,877	-35,877
Grant in Aid for Developing infrastructure for cruise terminal(Samudrika)			-	-1,755,222
Grant in Aid-Additional Infrastructure Cruise Terminal			-6,577,715	-6,577,715
Grant in Aid-Reconstruction of South Coal Berth			-7,855,745	-3,079,058
Grant in Aid-CFH			256,484,890	250,000,000
Grant in Aid-Ro Ro			9,797,098	-
TOTAL			352,155,090	365,236,388
Less: Interest to be repaid to Ministry disclosed under Current Liabilities			42,084,072	-
Less: Excess amount spent over Grant-in-Aid - receivable from Ministry disclosed under Current Assets			-15,466,357	-11,936,499
TOTAL GRANT			325,537,375	377,172,887
LOAN FUNDS				
A. LOAN FROM GOVERNMENT	II			
			4,468,233,147	4,468,233,147
TOTAL			4,468,233,147	4,468,233,147
B. UNSECURED LOANS	II			
(a) Other Source Loan				
Principal amount of Loan			2,991,508	2,991,508
Add:- Interest Accrued			23,439,348	23,050,452
TOTAL			26,430,856	26,041,960

Sd/-
FINANCIAL ADVISER &
CHIEF ACCOUNTS OFFICER

SCHEDULE III

CAPITAL ASSET REGISTER AS ON 31.03.2023

Sl. No.	Assets	GROSS BLOCK				PROVISION FOR DEPRECIATION				NET BLOCK	
		As on 01-04-2022	Additions	Deletions	As on 31-03-2023	As on 01-04-2022	On Deletions	During the year	Total as on 31-03-2023	As on 31-03-2023	As on 01-04-2022
1	Land	514,916,218	-	-	514,916,218	-	-	-	-	514,916,218	514,916,218
2	Capital Dredging	843,961,873	-	-	843,961,873	207,666,432	-	8,453,940	216,120,372	627,841,501	636,295,441
3	Buildings, Sheds and other structures	743,459,836	29,514,444	363,104	772,611,176	424,030,766	363,101	26,910,265	450,577,930	322,033,246	319,429,070
4	Wharves, Roads and Boundaries	2,117,845,851	92,230,756	-	2,210,076,607	701,490,193	-	44,536,306	746,026,498	1,464,050,109	1,416,355,659
5	Floating Crafts	1,306,857,646	-	-	1,306,857,646	994,583,584	-	43,249,693	1,037,833,277	269,024,369	312,274,062
6	Docks, Sea Walls etc	216,924,628	-	-	216,924,628	173,313,678	-	5,491,355	178,805,033	38,119,595	43,610,950
7	Cranes & Vehicles	151,584,248	-	-	151,584,248	140,194,060	-	8,032,414	148,226,474	3,357,774	11,390,188
8	Plant and Machinery	392,308,005	-	-	392,308,005	293,047,156	-	10,850,967	303,898,123	88,409,882	99,260,849
9	Installations for water, electricity, Fire fighting & Telecommunication	706,501,751	-	-	706,501,751	425,347,871	-	27,172,825	452,520,696	253,981,055	281,153,880
10	Oil Pipeline Installations	38,325,308	-	-	38,325,308	37,766,802	-	46,542	37,813,344	511,964	558,506
11	Miscellaneous Assets	9,977,584	3	-	9,977,587	8,808,717	-	357,488	9,166,205	811,382	1,168,867
	TOTAL	7,042,662,947	121,745,203	363,104	7,164,045,047	3,406,249,257	363,101	175,101,795	3,580,987,952	3,583,057,095	3,636,413,690
	Capital Work in Progress	80,376,868	4,739,197	67,998,666	17,117,399	-	-	-	-	17,117,399	80,376,868
	GRAND TOTAL	7,123,039,815	126,484,400	68,361,770	7,181,162,446	3,406,249,257	363,101	175,101,795	3,580,987,952	3,600,174,495	3,716,790,558

Sd/-
FINANCIAL ADVISER &
CHIEF ACCOUNTS OFFICER

SUB SCHEDULE IV - VIII

SCHEDULES TO BALANCE SHEET AS AT 31.03.2023

PARTICULARS	SCH	SUB SCH	2022-23	2021-22
			₹	₹
INVESTMENTS	IV			
A Long Term Investments				
Investment in shares of M/s Cochin Bridge Infrastructure Co Ltd (1,50,000 equity shares of Rs 10 each)			1,500,000	1,500,000
Long term Fixed Deposits			677,548,904	-
TOTAL			679,048,904	1,500,000
SUNDRY DEBTORS	V			
Government Dues - Less than 6 months			203,504,819	121,672,407
- More than 6 month			67,591,077	88,274,357
Non Government Dues - Less than 6 months			138,322,050	114,930,866
- More than 6 month			321,825,898	313,872,160
			731,243,844	638,749,790
Less: Provision for doubtful debts			106,467,347	106,467,347
TOTAL			624,776,497	532,282,443
CASH & BANK BALANCES				
Cash on Hand	VI	B	95,658	82,832
Bank Balance :				
Current Accounts			86,097,161	71,545,083
Savings Account			681,510,666	443,358,570
Fixed Deposits			386,018,201	2,925,954,979
Cash Card			322,780	262,747
TOTAL			1,154,044,466	3,441,204,212
LOANS AND ADVANCES (Recoverable in Cash or in kind or for Value to be Received)	VII			
Payment in Advance and Debit Balance			1,179,604,634	1,003,828,095
Deposits			29,822,792	29,822,792
Add: Excess amount spent over Grant-in-Aid receivable from Ministry			15,466,357	11,936,499
Less: Advance given to contractors for Deposit work regrouped under Current Liabilities			337,065,459	-
TOTAL			887,828,324	1,045,587,387
CURRENT LIABILITIES & PROVISIONS	VIII			
Current Liabilities				
General Provident Fund			6,066,406	725,811,515
Salaries & Wages payable			143,940,944	63,247,293
Accrued expenses			932,322,502	939,351,963
Misc. Creditors & Credit Balance			3,228,910,119	2,952,657,142
Deposits from Merchants, Contractors & Others			1,548,587,177	2,980,130,135
TOTAL			5,859,827,148	7,661,198,048

Sd/-
FINANCIAL ADVISER &
CHIEF ACCOUNTS OFFICER

SUB SCHEDULE - A

DETAILS OF FUNDS & STATUTORY RESERVES

G/L CODE	Capital Reserve	Revenue Reserves				Statutory Reserves	
		General Reserve	House Building Advance-FBF	Employees Welfare Fund	Family Security Fund	Reserve for Replacement, Rehabilitation & modernisation of Capital Assets	Reserve for Development Repayment of loans and Contingencies
	110000	110300 & 110301	110100	110101	110102	110200	110201
	₹	₹	₹	₹	₹	₹	₹
Balance as on 1 st April 2022	848,407,574	-4,763,345,362	4,065,627	2,504,751	91,418	98,385,897	68,895,897
Add: Contribution from GRF	-	-	13,888	-	611,280	-	-
Contribution from employees	-	-	27,325	-	123,022	-	-
Contribution from revenue account	-	58,327,371	-	-	-	-	-
Interest on investments	-	-	200,930	-	-	-	-
Total	848,407,574	-4,705,017,991	4,307,770	2,504,751	825,720	98,385,897	68,895,897
Less: Expenditure/Adjustments from Fund	-	-	100,439	169,987	822,868	-	-
Balance as at 31st March 2023	848,407,574	-4,705,017,991	4,207,331	2,334,764	2,852	98,385,897	68,895,897

Sd/-
FINANCIAL ADVISER &
CHIEF ACCOUNTS OFFICER

SUB SCHEDULE - B

BALANCE AT BANKS AND CASH ON HAND AS ON 31.03.2023

PARTICULARS	₹	₹
Cash on hand		95,658
Cash Card		322,780
Current Account with Nationalised and Scheduled Banks		86,097,161
Savings Account with Nationalised and Scheduled Banks		681,510,666
Fixed Deposits with Banks:		
General Reserve Fund	40,000,000	
Grants	342,218,201	
Total Deposits		382,218,201
HBA FBF Investments		3,800,000
TOTAL		1,154,044,466
Balance with Scheduled Banks		1,153,948,808
Balance with Non Scheduled Banks		NIL

Sd/-
FINANCIAL ADVISER &
CHIEF ACCOUNTS OFFICER

**SUB - SCHEDULES TO PROFIT & LOSS ACCOUNT FOR
THE YEAR ENDED 31.03.2023
INCOME**

PARTICULARS	2022-23	2021-22
	₹	₹
SUB-SCHEDULE - C		
Cargo handling & Storage Charges		
Handling & Storages charges on general cargo	269,323,953	225,962,952
Cranage	108,929	607,255
Petroleum, Oil and lubricants handling charges	1,032,957,695	1,093,925,072
Demurrage on general cargo	7,500,512	11,743,026
Handling and Storage Charges on Containers	953,900	2,327,368
Miscellaneous charges - Cargo	13,459,428	12,497,943
Revenue share from ICTT	1,217,735,432	1,175,790,735
Waterfront Royalty- LNG Basin	202,402,698	183,382,362
Royalty for Stevedoring & Shore handling	2,113,912	2,496,781
TOTAL	2,746,556,459	2,708,733,494
SUB-SCHEDULE - D		
Port & Dock Charges		
Towage and Mooring fees	374,491,903	360,701,706
Berth Hire charges	312,151,808	347,630,370
Port dues	966,210,308	808,811,288
Pilotage Fees	1,940,059,432	1,698,208,974
Water supply to shipping	224,266	840,058
Miscellaneous charges - Vessel	21,511,664	7,000,801
Income from Dredging Services	58,146,117	87,005,000
Income from Cruise Vessel including Maritime Service Charges	24,538,817	48,392,668
TOTAL	3,697,334,315	3,358,590,865
SUB-SCHEDULE - E		
Railway earnings	-	-
SUB-SCHEDULE - F		
Estate Rentals		
Rent from land	703,171,141	622,945,556
Rent from buildings, sheds & godowns	88,606,111	93,477,290
Miscellaneous Income	378,048,936	358,542,759
Sundry Income	21,979,259	15,707,208
TOTAL	1,191,805,447	1,090,672,813

Sd/-
FINANCIAL ADVISER &
CHIEF ACCOUNTS OFFICER

**SUB - SCHEDULES TO PROFIT & LOSS ACCOUNT FOR
THE YEAR ENDED 31.03.2023
INCOME**

PARTICULARS	2022-23	2021-22
	₹	₹
<u>SUB-SCHEDULE - G</u>		
<u>Cargo handling & Storage</u>		
Handling & Storage of general cargo at sheds & wharves	322,255,045	325,666,808
Handling & Storage of containers	1,318,189	1,383,826
Operation & maintenance of crane	14,227,183	20,789,440
Handling of Petroleum, Oil & Lubricants	78,419,321	77,081,129
Expenditure on general facilities at wharves & boundaries	3,051,262	3,056,837
Administration and General expenses	76,223,993	74,132,723
New Minor works	20,254	74,843
Total	495,515,247	502,185,606
<u>SUB-SCHEDULE - H</u>		
<u>Port & Dock facilities including Pilotage</u>		
Towing, Berthing and Mooring	257,996,209	168,261,287
Pilotage	70,311,779	70,384,374
Water supply to shipping	361,228	1,922,737
Fire fighting	102,664,602	91,715,700
Dredging and Marine survey	1,465,616,023	1,086,552,858
Harbour Patrolling	9,068,179	7,823,072
Operation & Mtnce. of Navigational aids	32,838,008	28,991,628
Administration and general expenses	446,456,872	403,921,629
New Minor works	4,217	67,499
Total	2,385,317,117	1,859,640,783
<u>SUB-SCHEDULE - I</u>		
<u>Railway workings</u>		
Maintenance of station, other Buildings and structures	-	-

Sd/-
FINANCIAL ADVISER &
CHIEF ACCOUNTS OFFICER

SUB - SCHEDULES TO PROFIT & LOSS ACCOUNT FOR THE YEAR ENDED 31.03.2023

EXPENDITURE

PARTICULARS	2022-23	2021-22
	₹	₹
<u>SUB-SCHEDULE - J</u>		
<u>Rentable land and buildings</u>		
Estate maintenance	122,863,565	135,613,063
Administration & General expenses	92,868,774	78,458,295
Total	215,732,339	214,071,359
<u>SUB-SCHEDULE - K</u>		
<u>Management & General Administration</u>		
Management & Secretariat expenses	312,421,660	296,591,266
Medical expenses	121,733,551	122,573,244
Stores keeping	22,811,328	21,530,037
Accounting and Auditing	247,202,647	239,353,728
Head office building & telephones	6,712,413	7,219,636
Engineering & workshop administration	137,916,512	131,776,235
Overhead and sundry expenses	309,081,995	278,073,465
Total	1,157,880,106	1,097,117,610

Sd/-
FINANCIAL ADVISER &
CHIEF ACCOUNTS OFFICER

GL CODE	Description	2022-23	2021-22
		₹	₹
	<u>SUB-SCHEDULE - L</u>		
	<u>Finance & Miscellaneous Income</u>		
540000	Sundry Receipts	179,336,503	187,018,538
540001	Profit/Loss on disposal of Capital Assets	185,778,461	6,049,044
540004	Recovery of Insurance Claim on Capital Assets	-	1,100,780
540005	Interest Income	117,766,190	110,133,803
540006	Sale of Unserviceable Stores	2,644,867	5,693,694
540007	Hire of Motor Lorry & Sundry Plants	100,777	224,988
540008	Charges for Project Management Services	124,873,237	75,523,904
540009	Items Relating to Previous Year	8,706,560	28,514,666
540010	Medical Scheme for Pensioners	24,412	49,789
540011	Medical Treatment to Non-Entitled Persons	1,110,244	476,362
540012	Premium for lease of land	16,308,915	18,430,755
	Total	636,650,166	433,216,324
	<u>SUB-SCHEDULE - M</u>		
	<u>Finance & Miscellaneous Expenditure</u>		
670002	Bank Charges	794,415	463,078
670004	Prov. For Doubtful Debts	-	6,530,422
670007	Contribution to Family Security Fund	611,280	435,000
670008	Contribution to Pension Fund Trust including Pension Payments	3,501,789,482	3,539,129,636
670009	Items Relating to Previous Years	34,597,918	51,958,465
670010	Contribution to CPTE HBA FBF	13,888	20,225
670012	Contribution to CPE New Pension Scheme	17,702,889	26,408,954
670014	Contribution to Gratuity Fund Trust including Gratuity Payments	398,818,239	198,970,046
670016	Loss on disposal	-	173,762
670023	Interest on Electricity Deposit	2,187,018	2,223,586
670026	Interest on other source loans	388,896	388,896
670027	Expense on Feasibility and R&D Studies	-	329,837
670031	Corporate Social Responsibility scheme	2,670,182	2,160,164
	Total	3,959,574,207	3,829,192,071

Sd/-
FINANCIAL ADVISER &
CHIEF ACCOUNTS OFFICER

ADDITIONAL SCHEDULE TO PROFIT & LOSS ACCOUNT FOR THE YEAR ENDED 31-03-2023

OPERATING EXPENDITURE

GL CODE	Description	2022-23	2021-22
		₹	₹
	<u>SALARIES & WAGES:</u>		
600000	Salaries & Wages (General)	254,309,218	210,601,829
600002	PLR	15,481,368	17,798,427
600003	Overtime	13,330,597	11,316,175
600004	Incentive	2,164,702	2,465,742
600005	Honararium	906,531	833,780
600006	Leave Encashment	101,008,186	90,343,924
600007	Salaries & Wages (Operational)	671,147,521	656,801,435
600008	Salaries & Wages (R&M)	342,882,757	332,698,590
600010	Leave Travel Concession	192,296	-
600011	Staff Amenities & Welfare Measures	22,080	20,240
600012	Employers ESI contribution	567,701	995,917
600013	Employers EPF contribution	3,432,508	3,575,480
640000	Salaries (Port Security)	3,444,981	3,258,868
650000	Salaries & Wages-Medical	91,971,152	90,981,487
	TOTAL (A)	1,500,861,598	1,421,691,894
	<u>STORES</u>		
610000	Stores-General	543,328	541,843
610001	Stores-Uniform	356,939	425,682
610002	Stores-Operational	14,078,130	8,128,124
610003	Stores-Fuel	275,493,353	209,628,141
610004	Stores -R&M	15,820,812	13,448,401
	TOTAL (B)	306,292,562	232,172,192
	<u>OFFICE & ADMINISTRATIVE EXPENSES</u>		
620000	Consumption Stores-Stationery	94,166	254,361
620001	Books & Periodicals	7,350	-
620002	Travelling Expense	3,683,266	1,062,020
620004	Courier charges	122,776	166,927
620005	Licence fees & Royalty	2,993,067	3,086,454
620006	Equipment & Furniture	124,189	198,314

Sd/-
FINANCIAL ADVISER &
CHIEF ACCOUNTS OFFICER

GL CODE	Description	2022-23	2021-22
		₹	₹
620010	Miscellaneous Expenses	6,365,953	5,824,038
620011	New Minor Works	517,913	539,680
620013	Entertainment	291,430	121,061
620014	Training Programme	621,233	245,387
620015	Sports & Games	700,000	233,166
620016	Legal Charges	6,762,058	8,783,224
620017	Printing Charges	303,477	437,297
620018	Office Machine hire & service charges	18,261	25,744
620019	Publicity & Advertisement	1,504,745	1,459,661
620020	Audit & Accounting	7,494,219	7,688,413
620021	Rent, Rates & Taxes	3,257,190	2,042,149
620022	Telephones	1,421,237	1,206,631
620023	Subscription	174,643	174,968
620025	IPA Share Contribution	8,478,201	14,690,577
620026	Marketing expense	540,789	178,757
	TOTAL (C)	45,476,163	48,418,830
	<u>OPERATION & MAINTENANCE EXPENSES</u>		
630000	R&M arranged through Contract-Roads	6,870,525	8,172,886
630001	R&M arranged through Contract-Buildings	5,926,266	4,723,508
630002	R&M arranged through Contract-Plant & Equipments	3,478,283	2,489,496
630004	Dry Docking of Floating Crafts	191,831,605	57,770,583
630005	Special R&M arranged through Contract-Roads	235,038	657,569
630006	Special R&M arranged through Contract-Buildings	5,920,200	6,245,343
630007	Special R&M arranged thru Contract-Plant & Equipments	15,224,472	7,996,699
630008	Hire of Vehicles & Transport Charges	13,034,105	10,909,920
630009	Water Charges	40,311,597	41,715,900
630012	Electricity Charges	260,288,525	260,709,742
630013	Hire of Boats, Tugs & Launches	217,000,474	213,423,852
630015	Maintenance Dredging	1,260,863,798	956,746,986
630016	Sundry Expense	29,597,861	34,926,403
630017	Insurance	6,309,319	6,719,838
630018	Self Consumption-Electricity	15,433,175	14,621,031
	TOTAL (D)	2,072,325,243	1,627,829,755

Sd/-
FINANCIAL ADVISER &
CHIEF ACCOUNTS OFFICER

GL CODE	Description	2022-23	2021-22
		₹	₹
	<u>SECURITY EXPENSES</u>		
640001	Hire of Boats for Patrolling	3,302,847	3,217,477
640002	I S P S	312,500	48,500
640004	CISF-Deployment Charges	114,160,559	129,235,488
640005	SEZ - Cost Recovery	1,096,838	1,360,380
640006	Private Security Charges	7,703,516	3,722,326
	TOTAL (E)	126,576,260	137,584,171
	<u>MEDICAL EXPENSES</u>		
650001	Stipend, Fees & Honorarium to Specialists	2,631,742	2,686,624
650002	Stores-Medical	17,862,270	20,401,291
650003	Provisions-Medical	131,791	89,580
650004	Hospital Equipment	757,274	24,718
650005	Medical Expenses	1,186,120	1,926,825
650006	Charges paid to Outside Hospitals	5,161,349	5,115,982
650007	Med Treat.-Pensioner	80,644	-
	TOTAL (F)	27,811,190	30,245,020
	<u>DEPRECIATION</u>		
	Depreciation for the year	170,702,001	175,050,236
670021	Prior Period Depreciation	4,399,794	23,259
	TOTAL (G)	175,101,795	175,073,495
	GRAND TOTAL (A) TO (G)	4,254,444,811	3,673,015,357

Sd/-
 FINANCIAL ADVISER &
 CHIEF ACCOUNTS OFFICER

SCHEDULE - IX

COCHIN FISHERIES HARBOUR
BALANCE SHEET AS ON 31st MARCH 2023

Amount in ₹

	PARTICULARS	2022-23		2021-22	
		₹	₹	₹	₹
A	<u>SOURCES OF FUNDS</u>				
	Grant in aid received from GOI	191,032,261		191,032,261	
	Less: Grant utilised	189,845,895	1,186,366	189,845,895	1,186,366
	TOTAL		1,186,366		1,186,366
B	<u>APPLICATION OF FUNDS</u>				
	Fixed Assets				
	Gross Block	189,856,828		189,845,895	
	Work in Progress	0		0	
		189,856,828		189,845,895	
	Less: Grant received	189,845,895	10,933	189,845,895	0
	Current Assets, Loans and Advances				
	a. <u>Current Assets:</u>				
	(i) Interest accrued on investments	890,877		788,808	
	(ii) Sundry Debtors	14,499,007		14,449,198	
	(iii) Cash & Bank Balances	47,970,574		44,218,328	
	b. <u>Loans & Advances</u>	353,588		353,588	
	TOTAL	63,714,046		59,809,923	
	Less: Current Liabilities & Provisions	92,468,443		92,086,055	
	NET CURRENT ASSETS		-28,754,397		-32,276,132
	Profit & Loss Account		29,929,830		33,462,499
	(Accumulated Deficit)				
	TOTAL		1,186,366		1,186,366

Sd/-
FINANCIAL ADVISER &
CHIEF ACCOUNTS OFFICER

SCHEDULE - IX

COCHIN FISHERIES HARBOUR

INCOME & EXPENDITURE ACCOUNT FOR THE YEAR ENDED 31.03.2023

Amount in ₹

Expenditure	Amount 2022-23	Amount 2021-22	Income	Amount 2022-23	Amount 2021-22
Salary & Other Benefits	20,131,696	25,867,660	Toll Collection	9,731,214	10,862,080
Electricity Charges	2,120,115	1,972,542	Electricity Charges	1,776,919	1,907,845
Security Charges	3,790,101	1,917,967	Fish out - handling Charges	3,468,669	6,138,567
Water Charges	1,602,086	1,438,265	Lease Rent on Land	7,008,161	7,022,005
Repairs & Maintenance	1,327,211	1,344,469	Building and Ground Rent	4,561,108	4,475,911
Professional Charges	573,538	596,890	Misc. Receipts	2,720,413	1,317,596
Printing and Stationary	34,857	45,200	Lease of Slipway	2,131,665	2,089,866
Sundry Expenses	82,104	82,329	Water Charges	721,083	928,914
Travelling Expenses	67,624	34,372	Licensing and License Fee	1,067,789	909,556
Telephone Charges	22,575	32,561	Fish Landing Charges	655,696	701,864
Advertisement Expenses	133,580	268,011	Bank Interest	1,714,141	1,609,294
Depreciation	1,929	-	Enrolment of Fishing Crafts	77,712	97,195
Provision for Retirement Benefits	2,214,487	2,845,443			
Net Surplus	3,532,667	1,614,983			
	35,634,570	38,060,692		35,634,570	38,060,692

Sd/-
FINANCIAL ADVISER &
CHIEF ACCOUNTS OFFICER

SCHEDULE - IX

COCHIN FISHERIES HARBOUR

RECEIPTS & PAYMENTS ACCOUNT FOR THE YEAR ENDED 31.03.2023

Amount in ₹

Receipts	Amount 2022-23	Amount 2021-22	Payments	Amount 2022-23	Amount 2021-22
Opening Cash in Hand	10,000	91,655	Salary & PLR	19,223,925	26,182,524
Opening Cash at Bank	44,208,328	38,282,808	Travelling Expenses	51,139	42,718
Enrolment of Fishing Crafts	77,712	97,195	Printing And Stationary	35,901	76,100
Licensing and License Fee	1,029,316	496,093	Advertisement charges	103,580	268,011
Lease Rent On Land & others	9,139,826	10,170,636	Repairs & Maintenance	925,010	825,822
Building And Ground Rent	4,561,108	4,864,060	Refund Of SD / Ground Rent	331,237	616,818
Fish Landing Charges	655,696	701,864	Telephone Charges	22,575	33,503
Fish Out - Handling Charges	3,468,669	6,138,567	Electricity Charges	2,120,115	1,972,542
Electricity Charges	1,776,919	2,024,420	Water Charges	1,602,086	1,438,265
Toll Collection	7,220,157	14,118,176	Cheque Charges	7,819	12,806
Misc. Deposit / Security	32,370	183,603	Sundry Expenses	86,447	62,689
Misc. Receipts	411,853	1,286,160	Professional Charges	523,978	605,890
Bank Interest	4,060,016	1,589,403	Security Charges	2,886,461	1,644,326
Tds Liability	148,552	109,261	TDS Liability Paid	152,199	112,851
Water Charges	812,269	955,264	Deposit-Service Tax Appeal	-	74,901
GST Collection	5,202,258	3,078,231	Purchase of Water ATM	643,083	-
CSR Fund	630,221	-	GST Paid	6,759,141	5,999,302
			Closing Cash Balance	123,528	10,000
			Closing Bank Balance	47,847,046	44,208,328
	83,445,270	84,187,396		83,445,270	84,187,396

Sd/-
FINANCIAL ADVISER &
CHIEF ACCOUNTS OFFICER

NOTES TO ANNUAL ACCOUNTS 2022-23

Significant Accounting Policies

1. Income and expenditure are accounted based on mercantile system of accounting.
2. While accounting income, the principle of conservatism has been followed.
3. Fixed assets and inventory are accounted on historical cost method.
4. Depreciation is provided in the accounts on straight-line basis, assuming the value of the asset at the end of lifespan as ₹ 1/-. Life span of the asset is fixed based on the guidelines issued by the Govt. of India from time to time. Depreciation is charged proportionately from the date of capitalization.
5. Long term investments are valued at cost. Current investments are valued at cost or fairvalue whichever is less.
6. Upfront payment received on lease of land is spread over equally to the period of lease.
7. Premium on lease of land is treated as the income in the year of receipt under Finance and Miscellaneous Income.
8. Prior period items, i.e., income or expense which arise in the current financial year as a result of errors or omissions in the preparation of financial statements or due to revision of bills or claims of one or more prior periods are included under Finance & Miscellaneous Income or Finance & Miscellaneous Expenditure.
9. Income received out of investments from various funds is credited to the respective funds.
10. Contingent liabilities are disclosed in the "Other Notes" to accounts.
11. Grant in Aid received related to specific fixed assets are presented in the Balance Sheet by showing the grant as a deduction from the gross value of the assets concerned in arriving at their book value.
12. Revenue on Cargo and Vessel Related Services are recognized on completion of service. Revenue from estate is recognized on time basis.
13. Export incentive is recognized when there is a reasonable assurance that the conditions are met and incentive will be received.
14. All new works or additions/alterations to the existing works or all new plant or equipment or craft or replacement thereof costing not more than ₹ 1/- lakh or life not exceeding five years are charged to revenue as New Minor Works.
15. Accounting treatment of building taken over from lessor shall be as follows:
CASE I: When Building is taken over from a lessee with or without any cost and subsequently given on rental with or without lease or used for own use, such building will be capitalized in the books of accounts at ₹ 1/- or at applicable agreeable/depreciated cost as on the date of taking over.
CASE II: When Building is taken over from a lessee (the possession of which with Cochin Port is transitory in nature) and is to be given on lease along with land to the new lessee with the cost of the building, then the amount received from new lessee will be given to old lessee after adjusting the dues if any to the Port. In this case Building/ Asset will not be capitalized in the books of accounts but the details of taken over building not yet leased out at year end will be disclosed in the Notes on Accounts forming part of annual accounts.
In the situation where the building is transferred at zero value by the old lessee to Port but the new lessee has paid the value of building after auction, such paid value will be treated as the Finance & Miscellaneous income of the Port.

NOTES TO ACCOUNTS FOR THE FINANCIAL YEAR 2022-23

1. Performance of the Port

Cochin Port Authority handled 35.26 MMT of cargo during 2022-23 as against 34.55 MMT during 2021-22. During 2022-23, number of vessels cleared from the Port is 1549 as against 1509 vessels during 2021-22. Port handled 6,95,230 TEUs of containers in 2022-23 as against 7,35,577 TEUs in 2021-22.

2. Grant in Aid:

- The Grant in Aid received, from various Ministries, are parked as fixed Deposits with Nationalised banks and encashed based on the requirement. The interest received from such investments is credited to the respective Grants.
- Status of Grant as on 31.03.2023 is as follows:

Particulars	Amount (₹ in Crore)
Balance of Grant as on 01.04.2022	37.71
Less: excess expenditure incurred over grant receivable from Ministry as on 01.04.2022	1.19
Add: Grant received during the year for various Projects	7.38
Add: Interest earned during 2022-23	1.18
Less Expenditure incurred during 2022-23	9.87
Less: Interest earned as on 31.03.2023 repayable to Ministry regrouped under current liabilities	4.21
Add: Grant receivable from ministry regrouped under Loans and advances	1.55
Balance Grant as on 31.03.2023	32.55

3. Loans availed from Government of India

The final liability of GOI loan as on 31.03.2016 as approved by Cabinet Committee on Economic Affairs (CCEA) is ₹ 558.53 crore. As committed, Port had been paid the first and second installments of ₹ 55.85 crore each in March 2019

& March 2020. Further, CCEA approved the proposal of CoPA for granting Moratorium for repayment of loan for 3 years (2020-21, 2021-22 and 2022-23) which was communicated by the Ministry vide letter No PD-25021/4/2013-COPT(Pt.I) (e 316731) dated 06.07.2022, thereby rescheduling the balance frozen amount of ₹ 446.83 crore in 8 years commencing from 2023-24.

4. Capitalisation:

Assets worth ₹ 12.17 crore have been capitalized during the year 2022-23 and the Capital Work in Progress as on 31.03.2023 amounts to ₹ 1.71 crore.

5. Capital Expenditure:

Capital Expenditure during the year 2022-23 is as follows:

Sl. No.	Particulars	Amount (₹ in Crore)
1	Out of Government Budgetary Support (GBS)	3.17
2	Out of Internal & Extra Budgetary Resources (IEBR)	
	a) Internal Resources	4.84
	b) Grant from various Ministries	7.20
	c) Other Agencies	0.01
	Total Capital Expenditure	15.22

6. Provisions:

The expenditure on salaries for the year 2022-23 includes an additional provision of ₹ 9.08 crore towards wage revision of Class III & IV employees, which is effective from 01.01.2022.

7. Corporate Social Responsibility

As per the CSR Guidelines of Ministry of Shipping, Ports & Waterway, an amount of ₹ 26,70,182/- has been provided for CSR. (3% of profit of ₹ 8,90,06,067.92 during 2021-22). The balance available under CSR Scheme as on 31.03.2023 is ₹ 57,64,855/-.

8. Tax matters**a) Income Tax**

- i) Income Tax Assessments are completed till AY 2021-22.
- ii) During the year 2022-23, Income tax refund (including interest) to the tune of ₹ 7.87 crore were received for AY 2021-22.
- iii) Rectification petition filed by the Port for AY 2007-08 to consider excess application of income of the earlier Assessment Years as per the Order of Hon'ble ITAT which is pending with Jurisdictional Assessing Officer.
- iv) No provision has been created for current year tax due to accumulated business loss and unabsorbed depreciation brought forward from previous years

b) Service Tax

No provision is considered for disputed 9 Nos. Service tax demands which are under appeal proceedings before various Authorities involving a financial implication of ₹14.92 crore on account of non-collection of service tax on services provided viz., Upfront payment of Estate Rentals, Royalty from M/s. IGTPL, Ineligible CENVAT Credit, Legal charges, Liquidated damages, etc., (Annexure I)

Besides, the Department has issued 6 Nos. of Show cause Notices involving a financial implication of ₹19.71 crore and Port has furnished replies to the Department. No further communication is received from the Department.

c) Deferred Tax

In terms of the Accounting Standard on accounting for taxes on Income AS-22, Deferred Tax Asset (net) has not been recognized in the accounts in the absence of virtual/reasonable certainty of future taxable profits.

9. Retirement Benefits:

- a) The actuarial valuation of Pension liability of employees on rolls as on 31.03.2023 is ₹ 734.36 crore as assessed by LIC of India. Similarly, valuation in respect of pensioners as on 31.03.2023 is ₹ 2267.77 crore. Thus, the total actuarial valuation of pension liability is ₹ 3,001.58 crore. The contribution to Pension Fund Trust for the year 2022-23 is ₹ 350.18 crore which includes pension payment of ₹ 237.61 crore. The shortfall of ₹ 2,171.51 crore between the actual fund available in Pension Fund as on 31.03.2023 of ₹ 830.07 crore and this includes transfer of ₹ 1.63 crore received as premium on lease of land in line with the Board resolution No 106 dated 22.08.2015.

The shortfall liability will be made good in future considering the availability of surplus and reserve position.

- b) The Actuarial valuation of gratuity liability of the employees on rolls as on 31.03.2023 is ₹ 114.51 crore as assessed by LIC of India. The contribution to Gratuity Fund Trust for the year 2022-23 amounts to ₹ 39.88 crore which includes gratuity payment to the employees retired during 2022-23 amounting to ₹ 21.56 crore. The shortfall of ₹ 101.95 crore between the actual fund available of ₹ 12.56 crore as on 31.03.2023 and the liability as per actuarial valuation will be made good in future subject to availability of surplus and reserves.
- c) Port's contribution to New Pension Scheme is also charged to the Profit and Loss Account. Employees who have joined service in the Port after 1.1.2004 are covered under the New Contributory Pension Scheme. The said Employee's and Employer's contribution is being remitted to NPS Trust through NSDL under the Registration Code of the Port on monthly basis. As on Balance Sheet date 178 employees are covered under this scheme.

10. General Provident Fund

The amounts recovered towards Provident Fund Contribution, from the members of General Provident Fund, are transferred to Employees General Provident Fund Account. Accordingly, the fund balance, advances granted, final withdrawals, closing bank balances, Interest Accrued but not due and investment of surplus fund thereon, which has been disclosed upto 31.03.2022 under relevant heads, has been regrouped under Current liabilities as a net off.

11. Deposit works

The amount received on account of deposit works, advances paid to contractors/suppliers and the investment of balance funds thereon, which has been disclosed upto 31.03.2022 under relevant heads, has been regrouped under Current liabilities, except bank balances, as a net off.

12. Contingent Liabilities:

Contingent liabilities not provided for in the Books of Accounts, owing to uncertainty in nature and which are disputed, are as follows;

- a) Arbitration and legal proceedings thereon are given as Annexure II.
- b) Status of other legal proceedings are as follows:
 - i) A suit was filed by M/s. Jakhau Salt Company Pvt. Ltd. for the loss of cargo due to collapse of Mattancherry Wharf for ₹ 1.47 crore which was decreed against the Port. Port filed an appeal before the Hon'ble High Court of Kerala. The case was posted on 08.03.2023 and Hon'ble Justice adjourned the case to 03.04.2023. However, the case has not come for hearing and no updates on further hearing.
 - ii) Port had filed a civil suit on 28.03.2014 against M/s. Tebma Shipyards Ltd., (TSL), before the Hon'ble Sub Court at

Kochi to recover an amount of ₹ 1.05 Crore with interest at the rate of 15%, which was incurred by Cochin Port to rectify the manufacturing defects noticed on the Tugs supplied by M/s. Tebma Shipyards Ltd. In this connection, TSL has submitted an affidavit dated 06.02.2015 before Hon'ble Sub Court, Kochi praying to direct the Cochin Port to refer the dispute for arbitration as stipulated in terms of Clause 45.0 of Agreement Dated 05.10.2006. The Court had directed to refer the matter for arbitration and both the parties have appointed arbitrators. However, the Arbitrator nominated by TSL, informed M/s. Tebma Shipyards that he is not in a position to act as Arbitrator in the above dispute. In the meantime, M/s. Cochin Shipyard Limited (CSL) has taken over Tebma Shipyards as their wholly owned subsidiary. The matter is being examined to take up the matter with CSL.

- iii) Cases pending with the Supreme Court of India against various Customers, in connection with the Judgement of Hon'ble High Court of Kerala towards refund of excess ground rent collected beyond 75 days (approximately ₹ 1.58 crore).

The Hon'ble Supreme Court of India has, in its judgment dated 05.08.2020 on Civil Appeal No.2525 of 2018, ordered the Appellant (Cochin Port) to re-compute the liability of the Steamer Agents, and return the balance amount to the parties concerned within two months from the date of receipt of the copy of the impugned judgment.

Accordingly, Cochin Port has in compliance of the order, vide letter No. A6/SLPs/2012/2017/T dated

19.07.2021, requested all the parties to submit documents evidencing the payment made in this regard along with details of containers. However, only one firm has submitted the details and payment had made in FY 2021-22 amounting to ₹ 2,36,360. M/s.Greenway shipping has submitted their letter but not able to produce any evidence of the payment made and other relevant documents. No other parties to this case have contacted for payment so far.

- iv) In connection with Land Acquisition cases related to the Project 'Providing Direct Road Connectivity to the SEZ area at Puthuvypeen, Cochin Port advanced an amount of ₹ 1.07 Crore as deposit in Sub Court, Kochi towards 50% of the Decree Debt for the conditional stay in the execution petition moved by the evictees/claimants. The remittance of the remaining amount is subject to the final verdict. The co-developers in Puthuvypeen SEZ viz. PLL, BPCL-KR & IOCL were requested to reimburse their share towards the 50% amount advanced by Cochin Port and all the three co-developers have reimbursed their share of ₹ 26.97 lakhs each.
- v) With respect to the arbitration award dated 26.09.2019 issued in favour of M/s Lots Shipping Ltd in connection with the operation of Ro-Ro/Lo-Lo Barge Service between W/Island & Bolghatty, an amount of ₹ 57,99,411/- was payable by the Port along with 9% interest from the date of the award till realization. Cochin Port challenged the award and filed Application under Section 34 of Arbitration & Conciliation Act in the Dist. Court, Ernakulam. The party filed Execution petition before Hon'ble Commercial Court, Ernakulam for

enforcement of arbitration award. The matter was referred to court annexed mediation wherein the parties have arrived at a settlement wherein Port accepted the proposal of the party for a one-time settlement of ₹ 39,79,984/- i.e., 40% of the Award Amount + Interest @ 9% from the date of Award upto and including 30.11.2022 subject to both parties withdrawing the pending cases before the Court.

One time settlement amount of ₹ 39,79,984/- was paid on 12.04.2023 as per settlement Agreement was signed on 16.02.2023 before the mediator and the pending cases AOP 237/2020 and EP 675/2020 closed recording the above settlement. Fixed Deposit Receipt of ₹ 63,51,547/- dated 25.07.2022 which was issued by the Port marking a lien to the Principal Sub Court, Ernakulam as a security to lift the Garnishee order dated 20.12.2021 issued by the Hon'ble Commercial Court, Ernakulam in EP 675/2020, is yet to be released.

- vi) Cochin Port had given work order for "Supply, erection, testing and commissioning of 3 nos. 20 metre High Mast lighting system at the Cochin Fisheries Harbour" to M/s. Ambligola Exporters, Bangalore at a total contract value of ₹ 16,77,000/- on 02.07.2012 with a completion period of 3 months. But there was a delay of five months in completing the work by the contractor. An amount of ₹ 5,02,278/- was deducted towards LD, reinstating charges of the cable trenches and filling the foundation pit using JCB. M/s.Ambligola Exporters, filed a case before the Hon'ble Munsiff Court, Kochi against Cochin Port and the judgment of the Court went in favour of the Plaintiff M/s. Ambligola Exporters,

directing Cochin Port to pay ₹ 5,16,708/- to M/s. Ambiligola Exporters with interest @6% per annum. An appeal was filed before the Hon'ble District Court against the judgment passed by the Hon'ble Munsiff Court on 15.03.2019. The case is posted to 08/06/2023 for further hearing.

- vii) As per the award dated 20.06.2020 issued by the Conciliator, in connection with the work of dredging for maintenance of channel and basins of Cochin Port for the year 2017-18, Cochin Port may retain 10% as well as the security deposit and to release 15% of the bill amount to DCI as against the withheld amount of 25%. Accordingly, with the approval of the Board [Reso. No.50 (Agenda Item No. B2) dated 28.08.2020] and after obtaining DCI's undertaking that the release of ₹ 11.95 crore plus GST (total amount ₹ 14.09 crore) is full and final settlement of the subject contract, the payment of ₹ 11.95 crore has been released.

However, subsequently, DCIL vide letter dated 22.01.2021 and 23.10.2021 claimed to release the SD amount of ₹ 5.59 Crore withheld. Cochin Port has not agreed to DCIL's request and informed vide letter dated 25.11.2021 based on the advice of LA.

In this regard, DCI vide letter dated 04/05/2022, intimated that they are invoking Arbitration Proceedings and requested CoPA to propose its name for appointment of Arbitrator in the subject matter. In reply, CoPA vide letter dated 14/06/2022 informed that there is no scope to open the case or reconsider and as such CoPA is unable to accede to their claim for refunding the security

deposit of ₹ 5.59 Crores and also to appoint any Arbitrator in this regard.

In addition to the above, some other suits/cases with various Port customers/lessees etc which are pending before various legal forums for disposal.

- viii) Service-related cases are pending before various forum of the Court of Law, challenging appointments, promotion, seniority, MACP, regularization etc., and in certain cases, Port has been made as Garnishee on the loan obtained by the Port employees which is neither quantifiable nor has major bearing on the revenue /expenditure on the Port account, hence the same is not specifically stated.

c) Other Disclosures:

i) Joint Venture with IWAI for RO-RO Operation

RO-RO Terminal has become operational from 25.02.2011. As per the MOU entered between IWAI and Cochin Port on 08.10.2009, the management and operation of RO-RO Terminals at Bolgatty Island and Willingdon Island will be carried out jointly by the port and IWAI by forming a Joint Management Committee (JMC) comprising of representatives of both the parties. As per the MOU, Port shall arrange for collection of terminal charges from the contractor and will prepare Annual Accounts of all transactions relating to the use of the terminals. The administrative expenditure shall be met out from the revenue earned and the net surplus generated will be shared in the ratio of 70% to IWAI and 30% to Cochin Port. A separate Bank Account in the name of JMC was opened to remit the amount received against terminal usage charges from the contractor.

Due to failure in complying with the tender conditions, the Port directed the party, M/s. Lots Shipping to stop the operation with effect from June 2017 and subsequently the party has invoked arbitration against the Port, the status of which is shown in Sl No 12(b)(v) of this Notes.

The audited accounts of JMC as on 31.03.2018 shows accumulated profit amounting to ₹ 35.17 Lakhs. 30% of the profit share amounting to ₹ 10.55 lakhs attributable to Cochin Port has been recognized as income under "sundry receipts" in the books of Cochin Port during the year 2017-18. 70% share of profit amounting to ₹ 24.62 lakhs is attributable to M/s. IWAI which has been shown as due to IWAI in the books of Cochin Port and will be made after the settlement of dispute with M/s. LOTS Shipping Ltd. as detailed above.

ii) Outstanding dues from pre-1996 lessees.

With respect to Pre - 1996 lessees, port had charged revised lease rent based on TAMP notified rates 2010 in the year 2014. However, lessees filed litigation in the Hon'ble High Court of Kerala through Cochin Port Lease Holders Association and Interim Order was issued on 25.02.2015 to maintain status -quo in the matter. Meanwhile, estate rentals were once again revised vide TAMP Notification No. 304 dated 22.07.2016 and came into effect from 21.08.2016. Based on legal opinion obtained by the port, bills at TAMP notified rate was raised with effect from 21.08.2016 in respect of all lessees including pre-1996 lessees. However, Cochin Port Leaseholders Association along with 2 other petitioners (pre-1996 lessees) filed a petition vide WP(C) No. 12138/2017 (N) in the Hon'ble High Court of Kerala. Vide order dated 06.04.2017 and on interim stay for recovery of enhanced amounts was granted.

Subsequently, Hon'ble High Court has vide Judgement dated 04.09.2019 dismissed the WP No.5974/2015 & 29/2015 in favour of Cochin Port. Accordingly, Cochin Port raised arrears bills for the differential amount in the lease rent as per TAMP 2010 i.e from 01.10.2014 to 20.08.2016 on Feb 2020. Total arrears as on 31.03.2023 under litigation amounts to ₹ 3.88 crore, out of which, ₹ 1.53 crore. pertains to the judgment referred.

iii) License fees on jetties

The Port collects license fees from boat Jetties and piers based on the CoPT (Licensing of Jetties, Slipways and Boat Pens) regulations, 1968 and its amendments in 1996. License fees initially was ₹ 1,297/- per Jetty per annum which was enhanced to ₹ 1,00,000 per Jetty per annum for those who rent out their jetties for tying up Valloms/boats belonging to others as required u/s 123(n) of the MPT Act, 1963, the amendments were published in the official Gazette on 13.05.2014 and the same was communicated to Jetty owners on 16.06.2014. Jetty owners filed Writ petition in the Hon'ble High Court of Kerala and interim Order was passed that if the petitioners pay 1/4th of the demand, no action shall be initiated against the petitioners Out of 287 jetties in use, only 65 owners have paid license fee. Balance is pending on account of litigation. Subsequently Port had reduced the rates and introduced a slab rate ranging between ₹ 2,000 to ₹ 1,00,000 depending on description of jetty. These rates have been factored in the general revision in SoR of Port by TAMP in the year 2016 which came into existence on 21.08.2016.

TAMP vide its Notification (22.10.2019) revised SOR for Jetties and notified the license fees at the rates fixed by Cochin Port's Board in 2016. Board passed CoPT (Licensing of Jetties, Piers and slipways)

Regulation, 2020 where in it was stipulated that jetty license fee would be as per SoR. The Legal cell of Cochin Port opined that since the WPs challenged the demand notices on the ground that the SOR was not approved by TAMP, fresh demand notice in accordance with Law can be always made. The status of the recovery of Jetty Licence fees is pending due to ongoing numerous litigations filed by the Jetty owners.

iv) Electricity bills of NTB & STB

The Port HT Electricity connection to North and South Tanker Berths was billed under HTII (Non-Industrial - Non-Commercial) Tariff. Consequent on revision of tariff, KSEB reclassified the tariff from HT II to HT IV (Commercial) w.e.f., 15.05.1999 and KSEB issued revised bill for the period from May 1999- July 2010 and raised demand of arrears. Cochin Port Authority filed a petition before Consumer Grievance Redressal Forum (CGRF) of KSEBL against the demand of arrears and requested to retain the tariff as HT-II. However, the CGRF upheld the decision of KSEBL. Aggrieved on this, Cochin Port preferred an appeal before Hon'ble Electricity Ombudsman and the Ombudsman finally given order that the tariff of Cochin Port at NTB & STB to be retained under HT-II only. The KSEB filed a writ petition

against the order of Ombudsman before Hon'ble High court of Kerala. The decision is yet to receive from Hon'ble High court of Kerala. The port is presently paying bill under HT-II tariff. The differential amount towards disputes is ₹ 1.28 crore as on 31.03.2023.

- v) In the case of estate rentals, billing has not been made in those cases for which port has issued resumption notice and eviction is under process. There are 10 lease cases for which billing has been stopped due to the initiation of Public Property Act/resumption notice issued/litigation.

The License Fee / Lease rental income receivable which are disputed due to court cases being sub-judice are not accounted as income in books of accounts.

- d) Figures of Balance Sheet, P & L Account & Schedules have been regrouped where ever necessary consequent on changes in the items during the year.
- e) A separate set of accounts of Cochin Fisheries Harbour is annexed at Schedule IX to the accounts.

Sd/-

**FINANCIAL ADVISER &
CHIEF ACCOUNTS OFFICER**



Annexure-I

SERVICE TAX MATTERS PENDING BEFORE VARIOUS AUTHORITIES

Sl. No.	SCN No. & Date	Brief of the Case	Demand (Rs in Cr)	Present Status
1	82/2015/ST Dated 17.04.2015	Service tax demand on IGTPL Royalty for FY 2013-14	6.63	Remitted Pre-deposit of 7.50% of demand of Rs.0.49 crore on 6-04-2016 and filed appeal before the Hon'ble CESTAT, Bangalore on 6.4.2016 against order in original COC -EXCUS -000 -COM-050/2015-16 dated 28.12.2015
2	287/2015/ST Dated 09.10.2015	Service tax demand on Cenvat on Common service Utilized during FY 2010-11 to 2011-12	2.37	Appeal filed before Hon'ble CESTAT, Bangalore in Jan 2019 against Order in Original No CoC-EXCUS-000-COM-30/2018 dated 01.11.2018 by remitting reduced penalty of Rs 28,00,093 as approved by competent authority.
3	146/2011 Dt. 10.10.2011	Service Tax on Estate Rentals on Upfront Premium for the period 01.04.2010 to 30.09.2010	2.48	Appeal filed before Hon'ble CESTAT, Bangalore on 09-07-2013 against Order in original No 26/2013/ST dated 23.01.2013 which is being handled by M/s Menon & Pai, advocates from 2020 onwards since the matter may come up to higher courts in future.
4	47/2012/ST Dt.04.04.2012	Service tax of Estate Rentals for the period 01.01.2010 to 31.03.2011	0.61	Appeal filed before Hon'ble CESTAT on 10-07-2013 against order in original 26-27/2013/ST dt. 23.01.2013 which is being handled by M/s Menon & Pai, advocates from 2020 onwards since the matter may come up to higher courts in future.
5	65/2012/ST Dt.17.04.2012 -Appeal No.21335/2016	Various Services Ambuja Cement for FY 2010-11	1.14	Appeal filed before Hon'ble CESTAT on 31.08.2016 against Order-in-Original NO.90/2015-16 Dated 01-03-2016 (Denovo).
6	29/2009/ST Dt.02-03-2009	way leave charges from Oct 2007 to Sep 2008	0.06	Appeal filed by Port before Hon'ble CESTAT by depositing pre deposit of 10% against order in original No.640/2014/ST Dated 27-11-2014.
7	53/2014/ST Dt. 08.10.2014	ST on Legal charges for the period July 2012 to March 2013	0.001	Appeal filed at Hon'ble CESTAT Bangalore on 11.12.2017 against Order in original APP-209-2017 dated 28.09.2017
8	105/2018-ST Dated 17-04-2018	ST on Minor Port Survey Organisation from FY 2012-13 to 2016-17	0.31	Appeal filed before the Commissioner of Appeals on 21.06.2021 against Order in original 31/2020-21/ST dated 23.03.2021.
9	104/2018/ST/JC Dated 30.07.2018	ST on Liquidated Damages from FY 2012-13 to FY 2016-17	1.32	Appeal filed before the Commissioner of Appeals on 18.03.2021 against Order in original No.08/2021-ST (JC) dated 18.01.2021.
		Total	14.92	

Annexure-II**ARBITRATION AND LEGAL PROCEEDINGS**

Sl. No	Party Name	Case Ref No. (OP/WP No. etc)	Brief of the case	Amount Involved	Level of Court	Advocate Name	Last hearing and status of the case
a	M/s India Gateway Terminal Private Limited	OP (Arb) 185/20 (Old No.OP (Arb) 866/17)	Arbitral Tribunal passed award on 12.05.2017 wherein revised date of commencement of License period was awarded in favour of IGTPPL and deployment cost of CISF, Service benefits to deputed employees of Port to be borne by IGTPPL, which is in favour of Port with a direction to sort out the quantum of monies between the parties and disallowed the remaining claims of both IGTPPL and CoPA. Aggrieved by the Orders of Arbitration, CoPA filed petition against this award before District Court, Ernakulam on 16.08.2017.	Claim of IGTPPL - Rs 300 crore and counter claim of CoPA - Rs.1070.71 crore	Principal sub Court, EKM (Commercial Court, EKM) (old - District Court, Ernakulam)	Joseph & Kurian	The case has been partially heard and since, the disputes have been referred to the Conciliation and Settlement Committee, requested the Hon'ble Court for keeping abeyance of the proceedings pending outcome of the settlement.
b	M/s. Jaisu Shipping Co. Pvt. Ltd.	OS No 175/2011	Consequent on dismissal of Petition filed by the Port by the Hon'ble District Court vide Order dated 31.01.2020 and as per advise of Legal advisors that there is no scope for further appeal, it was decided to close the case by adjusting the amount payable to the party against the sponsorship fee due from the party under the judgment and decree in O.S No 175/2011 amounting to Rs 2.98 crore along with interest @ 12% p.a for volvo ocean race, which was awarded in favour of CoPA on 26.09.2013	Claim of M/s Jaisu Shipping Co Pvt Ltd -Rs 3.51 crore	Dist. Court, Ernakulam	Joseph & Kurian	CoPA is in the process of filing Execution petition for realizing the balance dues from the party.

Administration Report & Annual Accounts 2022 - 23

കോച്ചിൻ പതൻ പ്രാധികരണ

Cochin Port Authority

Sl. No	Party Name	Case Ref No. (OP/WP No. etc)	Brief of the case	Amount Involved	Level of Court	Advocate Name	Last hearing and status of the case
c	M/s. Jaisu Shipping Co. Pvt. Ltd.	Arbitration	The Bank Guarantees of Rs. 19.25 Crore submitted by M/s. Jaisu Shipping Co. Pvt. Ltd. was encashed during 2011-12 as the contract failed to provide the deliverables for which the payments has been withheld by the Port. Arbitration clause invoked by the party.	Claim of M/s. Jaisu Shipping Co. Pvt. Ltd. -Rs 795 crore, counter claim -Rs 322 crore	Arbitral Tribunal	Joseph & Kurian	As the party defaulted arbitrator's fees for several sittings, proceedings of claim submitted by the party was terminated by the Arbitral Tribunal and only the counter claims of CoPA will be heard. Meanwhile, the presiding arbitrator was deceased on 05.10.2010 and Tribunal not yet re-constituted.
d	M/s. Siemens Ltd., Chennai	OP Arb 51/20 (Previous No. Arb. OP 697/13)	Arbitration invoked by the party against recovery of Liquidated Damages w.r.t., Installation & Commissioning of 110 KV sub-station and connected works. Arbitration award was against the Port and hence the Port appealed against the award before the Hon'ble District Court, Ernakulam.	Rs.1.76 Crore	Principal Sub court, EKM.	Joseph & Kurian	The last hearing was posted on 29.03.2023 and adjourned to 18.07.2023.
e	M/s. Tebma Shipyards Ltd	OP Arb 86/20 (Previous No. O.P.(Arb) 39/14)	Arbitration invoked by the party against recovery of Liquidated damages w.r.t., construction and delivery of 2 Nos of 45 TBP tugs. Award was in favour of Port. Appeal filed by the party before Hon'ble District Court, Ernakulam	Rs.8.09 Crore	Principal Sub court, EKM.	Joseph & Kurian	The hearing was last posted on 09.03.2023 but adjourned to 03.06.2023.
f	M/s. East India Engineers	Arbitration Appeal 9/22	Arbitration invoked by the M/s. East India Engineers in connection with release of retention money, modified rates for executing road rectification work etc on the project of 'Providing 200mm Ductile Iron pumping line from UG tanks at Halt area at various locations in Willington Island and Road rectification thereof' and the award is in favor of the Contractor.	Rs.74.59 lakhs	High Court of Kerala	B S Krishnan Associates	Aggrieved on Arbitration Award, the OP (Arb.) No.70/2020 before the Hon'ble Commercial Court, Ernakulam, filed by the Port was decreed by upholding the Original Arbitration Award. However, Port preferred further appeal vide Arb Appeal No. 9/2022 before the Hon'ble High Court of Kerala which was admitted. The case is adjourned to 29-05-2023.

Sl. No	Party Name	Case Ref No. (OP/WP No. etc)	Brief of the case	Amount Involved	Level of Court	Advocate Name	Last hearing and status of the case
g	M/s. RKEC Projects Private Limited,	Arbitration (Arb. Request No.52/2019)	M/s. RKEC Projects Private Limited invoked Arbitration on 27.04.2019 towards refund of Liquidated Damages recovered, hire charges of equipment, additional charges for labour, Bank Guarantee, price escalation, loss of business during the extended period, bonus, additional payment for variations etc., in connection with the project of Construction of MULT at Puthuvyppeen amounting to Rs.84.76 crore	Rs.84.76 crore.	Arbitral Tribunal	Menon & Pai	Counter Claims filed by Cochin Port and IOCL amounts to Rs.31.06 crore and Rs.43.98 crore respectively. The Arbitration proceeding are in progress.
h	M/s. RKEC Projects Private Limited	Arbitration (Arb. Request No.53/2019)	M/s. RKEC Projects Private Limited invoked Arbitration towards refund of Liquidated Damages recovered, hire charges of equipment, additional charges for labour, Bank Guarantee, price escalation, loss of business during the extended period, bonus, additional payment for variations etc., in connection with the project of Construction of MULT at Puthuvyppeen-Barge Jetty amounting to Rs. 17.26 crore.	Rs.17.26 crore	Arbitral Tribunal	Menon & Pai	Counterclaims filed by Cochin Port amounts to Rs.12.57 crore and the Arbitration proceedings are in progress.
i	M/s. Marymathal Infrastructure Private Limited	Arbitration	As per the directions of Hon'ble High Court of Kerala, Shri Plus C. Kuriakose, Hon'ble Chief Justice (Retd.) has been appointed as Sole Arbitrator in case filed by M/s. Marymatha Infrastructure Pvt Ltd. In connection with the work of 'Construction of Jetty and Allied Facilities for Govt. of India at Cochin Port.	Rs.16.92 Crore including interest.	Sole Arbitrator Justice Plus C. Kuriakose	Justice Plus C. Kuriakose	Posted for Award.

Sl. No	Party Name	Case Ref No. (OP/WP No. etc)	Brief of the case	Amount Involved	Level of Court	Advocate Name	Last hearing and status of the case
j	IGTPL	Arbitration Petition 36/242/22	IGTPL has not paid revenue share @33.3% on sale of SEIS Scrips for 2015-16, 2016-17 and 2017-18 for Rs.6.77 Crore, Rs.6.40 Crore and Rs.8.48 Crore respectively. Port has invoked the Arbitration Clause as per Article 15.3 of the Licence Agreement. The award dated 12.08.2022 passed is in favour of IGTPL and Rs. 50 lakhs have been imposed on CoPA as Costs.		Hon'ble High Court of Bombay	Adv. Anil D'Souza at Mumbai through M/s Joseph & Kuriyan	Port preferred an appeal challenging the Award in the Hon'ble High Court of Bombay. The case not yet posted.
k	National Electric Company	OP (Arb) 46/22	Arbitration invoked by M/s. National Electric Company on recovery of Liquidated damages by CoPA in connection with the work of "Providing 1950 KVA HT supply to M/s. Indian Oil Corporation Limited at MULT premises for supply of their LPG Handling facilities" which was decided in favour of the claimant.	Rs 14.89 lakhs	Principal Sub Court, EKM	Joseph & Kurian	Aggrieved, Port preferred an appeal vide OP(Arb) 46/2022 before the Principal Sub Court, Ernakulam. The case is posted to 24/06/2023 for hearing.





Visit of First Sub Committee of the Committee of Parliament on Official Language at Grand Hyatt, Kochi on 15.10.2022



Visit of Shri Sudhansh Pant IAS, OSD, MoPSW on 31.12.2022



Visit of Mr. TAGA Masayuki, Consul-General of Japan in Chennai



The Parliamentary Committee meeting on the Welfare of Scheduled Castes & Scheduled Tribes at Hotel Grand Hyatt held on 23.04.2022



कोचिन पत्तन प्राधिकरण Cochin Port Authority

Willingdon Island, Kochi - 682009
www.cochinport.gov.in