

वार्षिक लेखा
ANNUAL ACCOUNTS

वर्ष 2022-2023
YEAR 2022-2023



सत्यमेव जयते

महापत्तन प्रशुल्क प्राधिकरण, मुम्बई
TARIFF AUTHORITY FOR MAJOR PORTS,
MUMBAI

Separate Audit Report of the Comptroller and Auditor General of India on the Accounts of the Tariff Authority for Major Ports, Mumbai for the year ended 31 March 2023

We have audited the attached Balance Sheet of Tariff Authority for Major Ports (TAMP), Mumbai as at 31 March 2023, the Income and Expenditure Account and the Receipts and Payments Account for the year ended on that date under Section 20(1) of the Comptroller and Auditor General's (Duties, Powers and Conditions of Service) Act, 1971. Ministry of Finance, Department of Economic Affairs (Budget Division) vide letter dated 16th August 2023 entrusted audit of accounts of TAMP, Mumbai to the Comptroller and Auditor General of India upto 2022-23. These Financial Statements are the responsibility of the TAMP's Management. Our responsibility is to express an opinion on these Financial Statements based on our audit.

2. This Separate Audit Report contains the comments of the Comptroller and Auditor General of India (CAG) on the accounting treatment only with regard to the classification, conformity with the best accounting practices, accounting standards and disclosure norms, etc. Audit observations on financial transactions with regard to compliance with the Law, Rules and Regulations (Propriety and Regularity) and efficiency-cum-performance aspects, etc., if any, are reported through Inspection Reports/CAG's Audit Reports separately.

3. We have conducted our audit in accordance with auditing standards generally accepted in India. These standards require that we plan and perform the audit to obtain reasonable assurance about whether the financial statements are free from material misstatements. An audit includes examining, on a test basis, evidences supporting the amounts and disclosure in the Financial Statements. An audit also includes assessing the accounting principles used and significant estimates made by Management, as well as evaluating the overall presentation of Financial Statements. We believe that our audit provides a reasonable basis for our opinion.

4. Based on our audit, we report that:

- (i) We have obtained all the information and explanations, which to the best of our knowledge and belief were necessary for the purpose of our audit.
- (ii) The Balance Sheet, Income and Expenditure Account and Receipts and Payments Account dealt with by this report have been drawn up in the Uniform Format of Accounts for Central Autonomous Bodies prescribed by the Ministry of Finance.
- (iii) In our opinion, proper books of accounts and other relevant records have been maintained by the TAMP as required under Uniform Format of Accounts for Central Autonomous Bodies prescribed by the Ministry of Finance, in so far as it appears from our examination of such books.

(iv) We further report that:

A. Income and Expenditure Account

Expenditure

Other Administrative Expenses

Repair and Maintenance ₹6.99 lakh (Schedule 9)

- (i) The above includes ₹39,500 incurred towards the purchase of Tally ERP 9 Gold, multiuser (with validity of three years) for upgradation of existing Tally ERP 9 Silver, single user.

Tally ERP 9 Silver, Single user can only be activated and used by the single computer whereas Tally ERP 9 Gold, multiuser allows activation on one computer but access from unlimited multiple computers on the same network. Thus, future economic benefits are availed and should have been capitalised as per Accounting Standard 26.

Non-capitalisation has resulted in understatement of 'Fixed Assets' (Gross Block) by ₹39,500, overstatement of 'Other Administrative Expenses' by ₹39,500, understatement of 'Depreciation' by ₹1,443 and understatement of 'Excess of Income over Expenditure' by ₹38,057.

- (ii) The above includes ₹23,460 towards purchase of three Numbers of SEAGATE 4 TB wired portable Hard Disk with validity of three years.

Non-capitalisation has resulted in understatement of 'Fixed Assets' (Gross Block) by ₹23,460, overstatement of 'Other Administrative Expenses' by ₹23,460, understatement of depreciation by ₹985 and understatement of 'Excess of Income over Expenditure' by ₹22,475.

B. Grants in Aid

Details of opening balance, receipt and utilisation of various Grants-in-Aid received by TAMP during the year 2022-23 are given below:


(₹ in lakh)				
Particulars	Opening Balance	Receipts during the year	Utilisation during the year	Closing Balance (2+3-4)
1.	2.	3.	4.	5.
Revenue Grants	128.77 (Excluding card balance of 0.75 lakh)	883.72 (include ₹875.00 lakh grant plus ₹0.46 lakh towards Misc. receipts and interest income of ₹8.26 lakh)	882.09	130.40 (Excluding card balance of ₹0.75 lakh)

C. Management Letter

Deficiencies which have not been included in the Separate Audit Report have been brought to the notice of the Authority through a Management letter issued separately for remedial/corrective action.

- (v) Subject to our observation in the preceding paragraphs, we report that the Balance Sheet and Income & Expenditure Account dealt with by this report are in agreement with the books of accounts.
- (vi) In our opinion and to the best of our information and according to the explanations given to us, the said financial statements read together with the Accounting Policies and Notes to Accounts, and subject to the significant matters stated above and other matters mentioned in **Annexure - I** to this Audit Report give a true and fair view in conformity with accounting principles generally accepted in India:
- (a) In so far as it relates to Balance Sheet, of the state of affairs of the TAMP as at 31 March 2023; and
- (b) In so far as it relates to Income and Expenditure Account, of the excess of income over expenditure for the year ended on that date.

For and on behalf of the
Comptroller and Auditor General of India


(Guljari Lal)
Director General of Audit (Shipping), Mumbai

Place : Mumbai
Date : 7 December 2023

44

Annexure I

1. Internal Audit

The internal audit was conducted by a firm of Chartered Accountants during the year 2022-23.

2. Internal Control System

The Internal Control System was found adequate.

3. System of physical verification of fixed assets

Physical verification of fixed assets was carried out during 2022-23.

4. System of physical verification of inventory

There was no inventory at the end of the year.

5. Regularity in payment of statutory dues

Authority is regular in depositing undisputed statutory dues.



Deputy Director

Place: Mumbai

Date : 7 December 2023

45

**TARIFF AUTHORITY FOR MAJOR PORTS
ANNUAL ACCOUNTS FOR THE YEAR 2022-23**

INDEX

Sr. No.	Particulars	Page Nos.
Tariff Authority for Major Ports		
1.	Balance Sheet	46
2.	Income and Expenditure	47
3.	Receipt & Payment Accounts	48
4.	Schedule 1 – Corpus / Capital Fund	49
	Schedule 2 –Current Liabilities and Provisions	
	Schedule 3 –Deferred Government Grants	
5.	Schedule 4 –Fixed Assets Schedule	50
6.	Schedule 5 –Current Assets, Loans and Advances	51
7.	Schedule 6 –Grants /Subsidies	52
	Schedule 7 – Other Income	
	Schedule 8 – Establishment Expenses	
8.	Schedule 9 – Administrative Expenses ETC.	53
	Schedule 10 – Bank Charges	
	Schedule 11 – Prior Period Items	
9.	Sub-Schedule a –Salary & Wages Payable	54
	Sub-Schedule b –Other Expenses Payable	
	Sub-Schedule c –Sundry Creditors	
10.	Sub-Schedule d –Salary & Wages	55
	Sub-Schedule e –Allowance & Bonus	
	Sub-Schedule f –Repairs & Maintenance	
	Sub-Schedule g –Postage, Telephone and Communication	
	Sub-Schedule h –Printing & Stationery	
	Sub-Schedule i –Travelling & Conveyance	
	Sub-Schedule j –Fee & Subscription	
	Sub-Schedule k –Professional Charges	
	Sub-Schedule l – Adv. Publicity & Expenditure on Gazette Notification	
	Sub-Schedule m –Miscellaneous Expenses	
	Sub-Schedule n –Books, Newspaper & Periodicals	
Sub-Schedule o –Goods and Service Tax (GST)		
11.	Sub-Schedule p – Details of Prior Period Account	56
12.	Schedule -12 –Significant Accounting Policies And Notes to Accounts	57-66
13.	Bank Reconciliation Statement SB A/c (IOB, Fort, Mumbai)	67
14.	Bank Reconciliation Statement Current A/c (SBI , Mazagaon, Mumbai)	68
TAMP EL Encashment and Gratuity Account		
15.	Balance Sheet	69
16.	Income and Expenditure	70
17.	Receipt & Payment Accounts	71
18.	Bank Reconciliation Statement (SB A/c. No.96077)	72
19.	Gratuity Details of Term Deposit	73
TAMP Employees Contributory Provident Fund Trust Account		
20.	Balance Sheet	74
21.	Income and Expenditure	75
22.	Receipt & Payment Accounts	76
23.	Bank Reconciliation Statement (SB A/c 93967)	77
24.	CPF Details of Term Deposit	78
25.	Review of the Annual Accounts & Audit Report for the year 2022-23	79

TARIFF AUTHORITY FOR MAJOR PORTS



BALANCE SHEET AS ON 31 MARCH, 2023

Amount in ₹

PARTICULARS	SCHEDULE	31.03.2023	31.03.2022
LIABILITIES			
CORPUS / CAPITAL FUND	1	72,15,651	10,14,838
DEFERRED GOVT. GRANTS	2	37,05,407	22,62,530
CURRENT LIABILITIES AND PROVISIONS	3	1,31,15,023	1,29,52,436
TOTAL		2,40,36,081	1,62,29,804
ASSETS			
FIXED ASSETS	4	37,05,407	22,62,530
CURRENT ASSETS, LOANS AND ADVANCES	5	2,03,30,674	1,39,67,274
TOTAL		2,40,36,081	1,62,29,804

Significant Accounting Policies
Contingent Liabilities and Notes to Accounts

12


DY DIR/DDO
Mumbai, 04th May, 2023


DIRECTOR (JV)


MEMBER (FINANCE)

TARIFF AUTHORITY FOR MAJOR PORTS



INCOME AND EXPENDITURE ACCOUNT FOR THE YEAR ENDED 31 MARCH, 2023

Amount in ₹

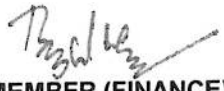
PARTICULARS	SCHEDULE	31.03.2023	31.03.2022
INCOME :			
Grant / Subsidies	6	8,46,37,014	7,54,87,157
Other Income	7	6,199	6,25,838
TOTAL (A)		8,46,43,213	7,61,12,995
EXPENDITURE :			
Establishment Expenses	8	4,40,76,843	4,46,26,958
Other Administrative expenses	9	3,23,35,542	3,34,21,267
Bank Charges	10	2,213	3,775
Depreciation	4	12,95,957	5,90,650
TOTAL (B)		7,77,10,555	7,86,42,650
Less: Prior Period Items (C)	11	7,31,845	12,73,776
Excess of Income over Expenditure (A-B-C)		62,00,813	(38,03,431)

Significant Accounting Policies
Contingent Liabilities and Notes to the Accounts

12


DY DIR/DDO
 Mumbai, 04th May, 2023


DIRECTOR (JV)


MEMBER (FINANCE)


TARIFF AUTHORITY FOR MAJOR PORTS




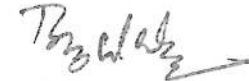
RECEIPTS & PAYMENTS ACCOUNT FOR THE YEAR ENDED 31 MARCH 2023

Amount in ₹

RECEIPTS	2022-23	2021-2022	PAYMENTS	2022-23	2021-2022
Opening Balances			Expenses		
In Cash in hand	-		Establishment Exps	3,10,11,734	2,44,26,455
In Stamp on hand & Franking Balance	47,238	49,947	Administrative Exps.	4,03,26,530	3,87,88,550
In Saving & Current Account	1,28,77,436	2,38,44,216			
Investments & Transfers			Investment & Transfers		
Loans, Advances & Other Assets	1,25,716	50,634	Addition in Fixed Assets	27,69,469	-
Tr. From TAMP Employees CPF Trust	5,62,078	3,47,641	Contribution to EL Encashment Fund & Gratuity Fund Account	42,24,370	65,00,730
Amounts from sale of Fixed Assets	31,536	-	Contribution To TAMP Employees CPF Trust	23,18,300	22,68,186
			Loans, Advances & Other Assets	81,74,759	65,67,715
			Other Statutory Payments	84,694	4,11,043
Grants			Other Payments		
From Government of India Salary & Gen.	8,75,00,000	6,66,07,000	Other Expenses		
			Card Payment	1,23,851	1,16,414
			Bank Charges	2,213	2,241
Other Receipts			Closing Balance		
Misc. Receipt	14,353	42,120	In Cash in hand	67,241	47,238
Leave Salary	-	1,50,576	In Stamp on hand & Franking Balance	1,30,40,023	1,28,77,436
Interest Received on SB	8,26,013	7,35,170	In Saving Account/Current Account		
Other Receipts	1,58,814	1,78,704			
TOTAL	10,21,43,184	9,20,06,008	TOTAL	10,21,43,184	9,20,06,008


 DY DIR/DDO
 Mumbai, 04th May, 2023


 Director (JV)


 MEMBER (FINANCE)

TARIFF AUTHORITY FOR MAJOR PORTS



SCHEDULES TO FINANCIAL STATEMENTS FOR THE FINANCIAL YEAR 2022-23

Amount in ₹

<u>SCHEDULE - 1</u>	<u>Sub Schedule</u>	<u>Balance as at 31.03.2023</u>	<u>Balance as at 31.03.2022</u>
<u>CORPUS / CAPITAL FUND</u>			
1 Balance as at the beginning of the year		10,14,838	48,18,269
Add/ (Deduct): Balance of net Income (Expenditure) transferred from the Income and Expenditure A/c		62,00,813	(38,03,431)
TOTAL		72,15,651	10,14,838
<u>SCHEDULE - 2</u>			
<u>DEFERRED GOVT. GRANTS</u>			
1 Op WDV as per Companies Act, 2013		22,62,530	18,17,912
2 Add: Asset Purchased out of grant received		27,69,469	10,55,540
3 Less : Assets Sold		900	20,272
4 Less: Depreciation for the year		12,95,957	5,90,650
5 Less: Depreciation Adjustment for FY 2021-22		29,735	-
TOTAL		37,05,407	22,62,530
<u>SCHEDULE - 3</u>			
<u>CURRENT LIABILITIES AND PROVISIONS</u>			
1 Salary and Wages Payable	a	3,50,147	23,42,779
2 Other Expenses Payable	b	25,22,648	19,97,246
3 Audit Fees Payable		2,80,000	50,000
4 Sundry Creditors	c	32,67,647	32,87,940
5 Unspent Grant Balance		66,94,580	52,74,471
TOTAL		1,31,15,023	1,29,52,436


DY DIR/DDO
 Mumbai, 04th May, 2023


DIRECTOR (JV)


MEMBER (FINANCE)

TARIFF AUTHORITY FOR MAJOR PORTS



SCHEDULES TO FINANCIAL STATEMENTS FOR THE FINANCIAL YEAR 2022-23

SCHEDULE-4		FIXED ASSETS 2022-23										Amount in	₹
		Gross Block				Depreciation						Net Block	
Sr. No.	Description of Assets	Gross Block as on 1.04.2022	Additions during 2022-23	Deduction during 2022-23	Gross Block As on 31.03.23	Depreciation as on 1.04.2022	Depreciation Adjustment pertaining to F.Y 2021-22 (Prior Period)	Depreciation for FY 2022-23	Depreciation on Disposal	Total Depreciation for the year 2022-23	Cumulative Deprn. As on 31.03.2023	Net Block as on 31.03.2023	Net Block as on 31.03.2022
		a	b	c	d=a+b-c	e	f	g	h	i=f+g-h	j=e+i	k=d-j	l=a-e
1	FURNITURE & FIXTURE	1,19,04,850	4,43,250	18,000	1,23,30,100	1,11,20,724	-	97,850	17,100	80,750	1,12,01,474	11,28,626	7,84,126
2	OFFICE EQUIPMENT	44,73,976	19,05,719	-	63,79,695	39,69,002	41,616	6,16,163	-	6,57,779	46,26,781	17,52,914	5,04,974
3	COMPUTERS	59,32,222	4,20,500	-	63,52,722	50,71,898	-	4,56,957	-	4,56,957	55,28,855	8,23,867	8,60,324
4	WEBSITE DEVELOPMENT	16,74,932	-	-	16,74,932	15,61,826	(11,881)	1,24,987	-	1,13,106	16,74,932	-	1,13,106
	Total	2,39,85,980	27,69,469	18,000	2,67,37,449	2,17,23,450	29,735	12,95,957	17,100	13,08,592	2,30,32,042	37,05,407	22,62,530
	Previous Year	2,33,35,885	10,55,540	4,05,445	2,39,85,980	2,15,17,973	-	5,90,650	3,85,173	5,90,650	2,17,23,450	22,62,530	18,17,912

Diwalingh
 DY DIR/DDO
 Mumbai, 04th May, 2023

[Signature]
 DIRECTOR (JV)

[Signature]
 MEMBER (FINANCE)

TARIFF AUTHORITY FOR MAJOR PORTS



SCHEDULES TO FINANCIAL STATEMENTS FOR THE FINANCIAL YEAR 2022-23

Amount in ₹

SCHEDULE-5	Balance as at 31.03.2023		Balance as at 31.03.2022	
CURRENT ASSETS, LOANS AND ADVANCES				
A CURRENT ASSETS				
1 Sundry Debtors				
a) Debts Outstanding for a period > 6 Months	-	-	-	-
b) Others	-	-	-	-
2 Cash Balance in hand	-	-	-	-
3 Postage & Franking Balance	67,241	67,241	47,238	47,238
4 Bank Balance				
a) With Scheduled Banks				
i) Indian Overseas Bank	1,30,19,438		1,28,32,529	
ii) State Bank of India	20,585		44,907	
iii) Cash Card Balance	75,000	1,31,15,023	75,000	1,29,52,436
5 Closing Stock - Consumables & Stationery	4,31,840	4,31,840		1,87,474
TOTAL (A)		1,36,14,104		1,31,87,148
B LOANS AND ADVANCES				
1 Loans and Advances				
a) Staff	1,24,015		29,745	
b) DAVP	1,68,063	2,92,078	-	29,745
	-	-	-	-
2 Advances and other amounts recoverable in Cash or in kind or for value to be received				
a) Security Deposit	1,99,579		5,29,680	
b) Advance paid for development of website.	61,31,197		-	
c) Prepaid Expenses	93,716	64,24,492	2,20,701	7,50,381
TOTAL (B)		67,16,570		7,80,126
TOTAL (A + B)		2,03,30,674		1,39,67,274

(Signature)
DY DIR/DDO
Mumbai, 04th May, 2023

(Signature)
DIRECTOR (JV)

(Signature)
MEMBER (FINANCE)

TARIFF AUTHORITY FOR MAJOR PORTS



SCHEDULES TO FINANCIAL STATEMENTS FOR THE FINANCIAL YEAR 2022-23

Amount in ₹

SCHEDULE-6	Sub-Sch	31.03.2023	31.03.2022
		GRANTS / SUBSIDIES	
1 Grants From Central Government- General		3,75,00,000	2,52,07,000
2 Grants From Central Government- Salary		5,00,00,000	4,14,00,000
		8,75,00,000	6,66,07,000
Less: Grant Utilized for Purchase of Fixed Assets		27,69,469	10,55,540
		8,47,30,531	6,55,51,460
Add: Assets Sold		900	20,272
Add: Provision for Deferred Govt grant		12,95,957	5,90,650
Current Year		29,735	-
Previous Year			
		13,25,692	5,90,650
Add: Unspent Grant Balance of Previous Year		52,74,471	1,45,99,246
Less: Unspent Grant Balance of Current Year		66,94,580	52,74,471
TOTAL		8,46,37,014	7,54,87,157
SCHEDULE-7			
OTHER INCOME			
1 Profit on Sale of Fixed Asset		-	8,860
2 Excess Provisions Written Back		-	4,49,634
3 Miscellaneous Receipt		6,199	16,768
4 Leave salary contribution received		-	1,50,576
TOTAL		6,199	6,25,838
SCHEDULE-8			
ESTABLISHMENT EXPENSES			
1 Salaries and Wages	d	3,33,80,552	3,13,49,434
2 Allowances and Bonus	e	1,31,252	1,50,000
3 Honorarium		6,16,544	5,75,864
4 Contribution towards Gratuity Fund		12,05,502	16,89,667
5 LSPC		4,50,000	7,02,601
6 Contribution towards Leave Encashment Fund		25,24,415	46,72,769
7 Medical Expenses		19,79,404	25,99,171
8 Leave Travel Concession		6,16,356	2,08,049
9 NPS Employer contribution		17,94,110	15,34,526
10 CPF Employer Contribution & GSLI Employer Premium		13,78,708	11,44,877
TOTAL		4,40,76,843	4,46,26,958

(Signature)
DY DIR/DDO
Mumbai, 04th May, 2023

(Signature)
DIRECTOR (JV)

(Signature)
MEMBER (FINANCE)

TARIFF AUTHORITY FOR MAJOR PORTS



SCHEDULES TO FINANCIAL STATEMENTS FOR THE FINANCIAL YEAR 2022-23

Amount in ₹

SCHEDULE- 9		Sub-Sch	31.03.2023	31.03.2022
OTHER ADMINISTRATIVE EXPENSES ETC.				
1	Electricity Expenses		5,42,599	4,74,878
2	Repairs & Maintenance	f	6,98,600	7,87,277
3	Rent, Rates & Taxes		1,91,55,575	1,33,83,781
4	Postage, Telephone & Communication	g	5,66,296	6,83,255
5	Printing & Stationery	h	3,83,791	3,66,150
6	Travelling & Conveyance Expenses	i	8,72,041	5,07,249
7	Fee & subscription Expenses	j	8,36,206	6,46,950
8	Audit Fee		5,10,800	1,42,925
9	Hospitality Expenses		1,73,160	1,50,338
10	Professional charges	k	14,75,732	23,00,933
11	Exp. on Gazette Notification & Advertisement	l	79,037	74,37,752
12	Miscellaneous	m	3,72,579	3,21,142
13	Books, Newspaper & Periodicals	n	1,37,410	1,40,079
14	NPS Service Charges		2,430	2,576
15	License Fees for Staff Quarters		22,03,017	15,68,988
16	Manpower Supply		40,90,529	39,67,959
17	Training Expenses		43,600	2,39,560
18	GST	o	84,694	2,73,967
19	Water Charges		1,07,446	25,507
TOTAL			3,23,35,542	3,34,21,267
SCHEDULE-10				
BANK CHARGES				
1	Bank Charges		2,213	3,775
TOTAL			2,213	3,775
SCHEDULE-11				
PRIOR PERIOD ITEMS				
1	Other Prior Period Items & Exceptional Items	p	7,31,845	12,73,776
TOTAL			7,31,845	12,73,776

(Signature)
DY DIR/DDO
 Mumbai, 04th May, 2023

(Signature)
DIRECTOR (JV)

(Signature)
MEMBER (FINANCE)

TARIFF AUTHORITY FOR MAJOR PORTS




**SUB-SCHEDULES TO FINANCIAL STATEMENTS FOR THE FINANCIAL YEAR
2022-2023**

		Amount in ₹	
		2022-23	2021-22
a	<u>SALARY & WAGES PAYABLE</u>		
1	Salary & Wages	-	18,90,094
2	Bonus Payable	1,50,000	1,50,000
3	Pay Arrs. Payable	2,00,147	3,02,685
	TOTAL	3,50,147	23,42,779
b	<u>OTHER EXPENSES PAYABLE</u>		
1	Conveyance Expenses Payable	6,500	2,750
2	Electricity Expenses Payable	44,000	44,810
3	LSPC Expenses Payable	4,50,000	4,48,190
4	Medical Expenses Payable	83,435	53,358
5	News paper Expenses Payable	19,800	19,800
6	NPS/CPF/ CPF Vol Employee Contribution	2,86,785	1,90,014
7	Duties & Taxes	6,84,662	5,86,216
8	Telephone Expenses Payable	17,995	23,225
9	Tuition Fees Payable	4,05,000	4,23,450
10	License Fees Payable	1,91,861	1,56,358
11	CPF/GPF contribution of Deputationist Payable	180	8,729
12	Cash card Expenses payable	24,932	14,263
13	NPS Service Charges Payable	551	576
14	Water Charges Payable	19,747	25,507
15	Provision for TDS Demand	2,87,200	-
	TOTAL	25,22,648	19,97,246
c	<u>SUNDRY CREDITORS</u>		
1	Consultants	4,10,840	3,61,788
2	Manpower Consultancy Firm	3,79,604	2,86,538
3	Other Creditors	15,85,510	16,32,919
4	Security Deposits	30,000	32,121
5	Interns and Others	-	2,39,404
6	PAO (Control), Ministry of Shipping	8,26,013	7,35,170
	--->Interest	35,680	-
	--->Profit on sale of asset		
	TOTAL	32,67,647	32,87,940


DY DIR/DDO
 Mumbai, 04th May, 2023


DIRECTOR (JV)


MEMBER (FINANCE)


TARIFF AUTHORITY FOR MAJOR PORTS




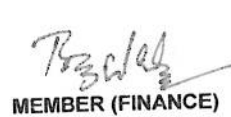
SUB SCHEDULES TO FINANCIAL STATEMENTS FOR THE FINANCIAL YEAR 2022-23

Amount in ₹

Sub Sch.		2022-23	2021-22
d	Salary & Wages		
	Pay and Allowance	3,30,15,341	3,07,61,137
	Pay Arrears	3,65,211	5,88,297
	Total	3,33,80,552	3,13,49,434
e	Allowance & Bonus		
	Bonus	1,31,252	1,50,000
Total	1,31,252	1,50,000	
f	Repair & Maintenance		
	Office Equipment	4,69,666	5,56,135
	Civil Maintenance and Others	2,28,934	2,31,142
	Total	6,98,600	7,87,277
g	Postage, Telephone & Communication		
	Postage	55,353	1,77,406
	Telephone	5,10,943	5,05,849
	Total	5,66,296	6,83,255
h	Printing & Stationery		
	Photocopy	48,082	1,05,197
	Printing	8,496	28,991
	Stationery	3,27,213	2,31,962
Total	3,83,791	3,66,150	
i	Travelling & Conveyance		
	Travelling	2,85,233	92,508
	Conveyance	58,796	1,06,330
	Taxi Charges	5,28,012	3,08,411
Total	8,72,041	5,07,249	
j	Fee & Subscription		
	Subscription	125	1,000
	Membership	3,77,081	2,00,000
	Tuition Fees	4,59,000	4,45,950
Total	8,36,206	6,46,950	
k	Professional Charges		
	Professional Fee	14,75,732	23,00,933
Total	14,75,732	23,00,933	
l	Adv. Publicity & Expenditure on Gazette Notification		
	Publication	-	73,83,500
	Advertisement	79,037	54,252
Total	79,037	74,37,752	
m	Miscellaneous Expenses		
	Misc. Exps	1,90,027	2,96,142
	Hindi Pakhwada Expenses	81,414	-
	Stitching & Re-Binding of Files.	86,138	-
	Leveries / Uniform Exps.	15,000	25,000
Total	3,72,579	3,21,142	
n	Books, Newspaper & Periodicals		
	Books & Periodicals	22,065	47,690
	Newspaper	1,15,345	92,389
Total	1,37,410	1,40,079	
o	Goods and Service Tax (GST)		
	RCM on GST	84,694	2,73,967
Total	84,694	2,73,967	


DY DIR/DDO
 Mumbai, 04th May, 2023


DIRECTOR (JV)


MEMBER (FINANCE)

TARIFF AUTHORITY FOR MAJOR PORTS

SUB-SCHEDULES TO FINANCIAL STATEMENTS FOR THE FINANCIAL YEAR 2022-23



SCHEDULE p

Details of Prior Period Account for the Financial Year 2022-23

Amount in ₹

Sr. No	Bill No	Date	Particulars	Total	Heads of Expenditure				
					Interest recd on Computer Advance	TDS Demand	Water Charges	Advertisement Expenses	Depreciation
1	SAL/IOB/SB/32	23/05/2022	Refund of the Excess amount recovered from Salary from Oct 2021 to March 2022 to Shri. T.S. Balasubramanian.	1,800	1,800	-	-	-	-
2	SAL/IOB/SB/124	4/11/2022	Payment made towards TDS Demand received from Income Tax Department.	23,160	-	23,160	-	-	-
3	GEN/IOB/SB/251	4/11/2022	Payment made towards TDS Demand received from Income Tax Department.	20,310	-	20,310	-	-	-
4	GEN/IOB/SB/275	28/11/2022	Payment made for Water Charges for the period June 2005 to September 2021 to MBPA.	5,90,151	-	-	5,90,151	-	-
5	GEN/IOB/SB/591	31/03/2023	Depreciation entry booked for rate difference adjustment pertaining to the FY 2021-22.	29,735	-	-	-	-	29,735
6	GEN/IOB/SB/597	31/03/2023	Amount receivable from DAVP, New Delhi.	(2,20,511)	-	-	-	(2,20,511)	-
7	GEN/IOB/SB/603	31/03/2023	Provision created for TDS Demand from FY 2007-08 to FY 2021-22.	2,87,200	-	2,87,200	-	-	-
			Total	7,31,845	1,800	3,30,670	5,90,151	(2,20,511)	29,735

[Signature]
 DY DIR/DDO
 Mumbai, 04th May, 2023

[Signature]
 DIRECTOR (JV)

[Signature]
 MEMBER (FINANCE)

Tariff Authority for Major Ports

SIGNIFICANT ACCOUNTING POLICIES AND NOTES TO ACCOUNTS

(A) PREFACE

The Tariff Authority for Major Ports has been constituted w.e.f. 10 April 1997, by way of an amendment to the Major Port Trusts Act, 1963, by inserting Chapter V-A to the said Act. The Authority has been constituted for the purpose of regulating the Tariff at all the 11 Major Ports in the country and the BOT terminals operating thereat.

The Major Port Authorities Act, 2021, has come into effect from 3 November 2021. Resultantly, the Major Port Trusts Act, 1963, stands repealed. Thus, Tariff Authority for Major Ports no longer fixes tariff for the services rendered by the Major Ports or of the Private Operators operating there at.

As per the first proviso under Section 54(1) of the Major Port Authorities Act, 2021, until the constitution of the Adjudicatory Board, the Tariff Authority for Major Ports shall discharge the functions of the Adjudicatory Board under the said Act and shall cease to exist immediately after the constitution of the Adjudicatory Board. The Central Government is yet to constitute an Adjudicatory Board as prescribed under Section 54(1) of the Major Port Authorities Act, 2021. As such, TAMP is discharging the functions of the Adjudicatory Board, as on date. In the meanwhile, the Major Ports Adjudicatory Board Rules, 2023 has been notified on 17 January 2023 and the said Rules have come into effect from the said date.

(B) SIGNIFICANT ACCOUNTING POLICIES

(i). The Accounts are prepared on historical cost basis and are consistent and in consonance with the Generally Accepted Accounting Principles (GAAP).

(ii). Revenue Recognition:

All expenditures are accounted for on accrual basis and Grants on receipt basis. The Authority does not generate its own income/ revenue for meeting its expenditure. The entire expenditure of the Authority is met from the Grant-in Aid released every quarter by the Government of India in the Ministry of Ports, Shipping and Waterways.

(iii). Books of Accounts:

The Authority is maintaining Books of Accounts on Double Entry System of accounting on receipt and disbursement basis. Final Accounts prepared consist of Receipts and Payments Account,

Income and Expenditure account and Balance Sheet on the basis of mercantile system of accounting.

(iv). Retirement Benefits Plan:

- (a). (i). The Contributory Provident Fund (CPF) scheme is in force for the regular employees of the Authority who have joined the service of TAMP before 01 January 2004. The Scheme is managed internally through the TAMP Employees' Contributory Provident Fund. Separate Books of the CPF account are maintained.
- (ii). In respect of regular employees of TAMP, the monthly Provident Fund contributions are kept in Savings Bank Account. The accumulations in the CPF Account are periodically invested in term deposits of a Nationalized Bank. The Interest accrued but not due on the investment is accounted in the accounts on accrual basis.
- In respect of all deputationists in the service of the Authority, the monthly subscriptions of the Provident Fund of the deputationists are regularly remitted to their respective parent departments.
- (iii). Interest has been provided on the CPF balance @ 7.1% for the period from 01 March 2022 to 28 February 2023. The average interest received from the fixed deposit is about 5.78 % p.a.
- (b). The New Pension Scheme (NPS) is applicable in respect of regular employees of TAMP who have joined service on or after 01 January 2004. The monthly contributions of the employees and the Employer's Contribution at 14% have been regularly deposited with NSDL during the year in the respective employees PRAN number.

(v). Gratuity and Leave Encashment:

In order to enable to pay the Earned Leave Encashment and Gratuity at the time of superannuation or resignation of the employees of the TAMP, a separate TAMP Employees' EL Encashment and Gratuity Fund is maintained. Based on the actuarial valuation, yearly remittance is made to each of the Fund balance at the end of the year so as to reflect the liability as on 31st March of each year. The funds are invested in term deposits of a Nationalised Bank. The Interest accrued but not due on the investment is accounted on accrual basis. Separate Books of account are maintained for the Earned Leave Encashment and Gratuity Fund.

(vi). Fixed Assets

- (a) Fixed Assets are stated at cost less accumulated depreciation. Cost of assets is inclusive of other incidental expenses incurred during the construction period or which are incidental to their installation.
- (b) The depreciation on fixed assets is provided over its useful life prescribed in Schedule II to the Companies Act, 2013 on written down value method.
- (c) Depreciation for the year 2022-23 is rounded off to the nearest rupee.

- (vii). (a). The accounting of Government Grants has been done following the Accounting Standard – 12. Accordingly, the grants related to depreciable assets are treated as deferred income which is recognized in the Income & Expenditure statement on a systematic and rational basis over the useful life of the asset. Such allocation to income is made over the periods and in the proportions in which depreciation on related assets is charged. The rational useful life of the assets is considered to be as prescribed in Schedule II of Companies Act, 2013.
- (b). The deferred Government Grant is disclosed in the Balance sheet pending its apportionment to Income & Expenditure statement.
- (c). Grants related to revenue are also presented as a credit in the Income & Expenditure statement under the head "Grant / Subsidies.
- (d). TAMP does not receive separate grant for the purchase of any "specific fixed assets". The assets are purchased every year out of Grant in Aid received during the year.

Under the Deferred Government Grant schedule, the amount of grant utilized for the purchase of the fixed asset, value of assets sold during the year and depreciation charged to the fixed assets during the year are shown separately.

Further, the Government Grants related to the purchase of the fixed assets, value of assets sold during the year and provision for deferred govt. grant are being shown separately in the Grants/Subsidies Schedule, instead of depicting a net consolidated figure of Provision of Deferred Govt. Grant.

(viii). Closing Stock:

The closing stock comprises of value of consumable items viz. Stationary items, sanitary items, crockery items and others. The closing stock of the said items as at 31 March 2023 is valued at cost on FIFO basis which is reflected in the Financial Statements.

(C) NOTES ON ACCOUNTS:

- (i). The entire expenditure of the Authority is met from the Grant-in Aid (GIA) released by the Government of India in the Ministry of Ports, Shipping and Waterways (MOPSW) under Non-Plan Scheme. These grants are utilized to meet the salary expenditure and administrative & establishment expenditure of the Authority.
- (ii). The Grant-In-Aid (GIA) is released by the Ministry of Ports, Shipping and Waterways (MOPSW) under the head GIA (Salaries) and GIA (General) to meet the expenditure booked under the head salaries and other expenditure respectively. During the year 2022-23, the Authority has received total GIA of ₹ 8,75,00,000/-, of which ₹ 5,00,00,000/- has been towards GIA (Salaries) and ₹ 3,75,00,000/- has been received towards GIA (General). The fees received under the Right to Information Act, 2005 is shown as Miscellaneous Receipts.
- (iii). The opening balance of the Grant as on 1 April 2022 was ₹ 1.30 Cr. During the year 2022-23, the Government released Grant to the tune of ₹ 8.75 crores. Other Income was to the tune of ₹ 0.00062 Cr. Salaries and other administrative and establishment expenditure have been incurred to the tune of ₹ 8.74 crores during the year 2022-23. The balance of Grant on hand as on 31 March 2023 was ₹ 1.31 Cr. This balance comprised of the balance in Indian Overseas Bank to the tune of ₹ 1,30,19,438/-, State Bank of India to the tune of ₹ 20,585/- and Cash Card balance to the tune of ₹75,000/-.

As per Accounting Standard 12- Accounting for Government Grants, the government grants are to be recognized in the profit and loss statement on a systematic and rational basis over the periods necessary to match them with the related costs. Further, as per rule 230(7) of General Financial Rule, when recurring Grants-in-aid are sanctioned to the same Institution or Organization for the same purpose, the unspent balance of the previous Grant should be taken into account in sanctioning the subsequent Grant. The grants received by the Authority is recurring in nature and is sanctioned to meet the Salary and General Expenditure of TAMP without any obligation/stipulation for refund of unspent balance at the end of the year. The balance unspent grant available at the end of the year is taken into account while calling the Grant for the next financial year. The said procedure has been followed by the Authority in the past years.

The unspent balance available as at the end of the year (after earmarking balance to meet the outstanding liability as of 31st March 2023) to the tune of ₹ 0.67 Cr is shown as "Unspent grant-in-aid" under "Liabilities" side of the Balance Sheet. Resultantly, the grant-in-aid has been recognized only to the tune of ₹ 8.08 Cr. in "Grant/Subsidies" under Income and Expenditure Account (₹ 8.75 Cr – ₹ 0.67 Cr = ₹ 8.08 Cr.)

- (iv). The Authority had entered into a Leave and Licence Agreement with MBPA with regard to occupation of MBPA premises. An amount of ₹ 6.19 crores has been claimed by the MBPA on account of arrears of renting of premises for the period 2002 to 2009. The Authority has not accepted the demand of MBPA, on the ground that no liability is prevalent on the matter.
- (v). (a). As per Rule 230 (8) of the General Financial Rules, 2017, the interest to the tune of ₹ 8,26,013/- earned by TAMP against the GIA released by the MOS during the year 2022-23 has been earmarked separately, for remittance to the Consolidated Fund of India during the year 2023-24.
- (b). Similarly, as per Rule 230 (8) of the General Financial Rules, 2017, the other earnings (Sale of Scrap) to the tune of ₹ 35,680/- earned by TAMP during the year has been earmarked separately, for remittance to the Consolidated Fund of India during the year 2023-24.
- (vi). (a). The impact arising due to different rates being charged for assets under the head "Office Equipment and Website Development" as compared to Schedule II of the Companies Act 2013) assessed by audit team during their audit tenure in the FY 2021-22 at ₹ 29,734.06/- .The Net impact as suggested by audit team has been given effect in the balance sheet of the FY 2022-23.
- (b). The asset 'Website Development' has been fully depreciated considering the rates prescribed in the Companies Act, 2013. Thus, residual value of 'Website Development', being an intangible asset has been shown as 'NIL', though the website is functional.
- (vii). A balance of ₹ 2,20,511/- is understood to be available with Directorate of Advertising and Visual Publicity (DAVP) as on 13.03.2023 as per DAVP website. In the FY 2022-23 for publishing an advertisement in the newspaper, an amount of ₹ 52,448/- was adjusted from the amount as appearing in the DAVP website and the balance amount of ₹ 1,68,063/- (i.e. ₹ 2,20,511/- – ₹ 52,448/-) has been shown under schedule 5 (Current Assets) during the financial year 2022-23.
- (viii). TAMP has awarded the work order for the design and development, hosting and maintenance of the website of the Adjudicatory Board to National Informatics Centre Service Inc. (NICS) for an amount of

₹61,31,197/-. As per the terms of the contract, the entire amount has been paid as an advance to NICSI. The work in this regard is under process, and thus, the amount paid to NICSI has been shown as an advance during the year 2022-23.

- (ix). In the financial year 2022-23, an intimation of TDS/TCS demand was received from the Income Tax Department for a matter spanning over a period of 13 years i.e. from financial years 2007-08 to 2021-22. The demand raised for certain periods was paid during the year. For some years, rectification returns were filed and have been acknowledged by the Income Tax Authorities.

For few years, the consolidation file/FUV file have been called from the Income Tax Authorities and the matter is currently under process. With reference to the unresolved matters, a provision has been created during the year 2022-23.

- (x). The Mumbai Board Port Authority (MBPA) had intimated about an amount payable by TAMP to MBPA to the tune of ₹ 7,81,020.99/- for the period from September 2005 to November 2021, towards Interest on Arrears of Bills since paid. The Authority had not accepted the demand of MBPA, on the ground that no liability is prevalent on the matter due to timely payments made by TAMP to MBPA. In this connection, the details of the amounts paid by TAMP to MBPA from the year 2005 to 2022 were shared with MBPA and meetings were held with MBPA Officials to discuss the matter. The matter is under examination at MBPA's end. TAMP is yet to receive any communication from MBPA on this account.
- (xi). Separate Receipts and Payments Accounts, Income and Expenditure Account and Balance Sheet have been prepared to record the transactions relating to TAMP Employees EL Encashment and Gratuity Fund.

In order to enable to pay the Earned Leave Encashment and Gratuity at the time of retirement or resignation of the employees of the TAMP, a separate TAMP Employees' EL Encashment and Gratuity Fund is maintained by TAMP.

- (xii). The Authority is maintaining one separate bank account in Mumbai branch of the Indian Overseas Bank for the Gratuity and EL. The fund is invested in term deposit of the nationalized bank.
- (xiii). The interest accrued i.e. Interest accrued but not due on the investment is accounted in the accounts on accrual basis. There are no special events such as benefit improvements or curtailments or settlements during the inter-valuation period.
- (xiv). The Authority has conducted actuarial valuation of its defined benefit obligation of Earned Leave and Gratuity as on 31 March 2023, by engaging an Actuarial Valuer. As per the Report of the Valuer, the

results set out in his Report are based on the requirements of Para 120 of AS 15 and its Application to the Plan and have been prepared for the specific requirements of AS 15:

- (a). (i). The Gratuity benefits are governed by the Payment of Gratuity Act, 1972 or applicable Government rules, whichever is higher.
- (ii). The features of the plan as per Para 120 (b) of AS 15 are as follows:

Type of Plan	Post-Employment Benefit
Employee's Contribution	0%
Employer's Contribution	100%
Salary definition	Last Drawn Basic Salary including Dearness Allowance (if any)
Benefit ceiling	Benefit ceiling of Rs. 20,00,000 was applied
Vesting conditions	5 years of continuous service (Not applicable in case of death/ disability)
Benefit on Retirement	15/ 26 × Salary × Duration of Service or As per retirement Benefit Rule 50(1) (a) whichever is higher
Benefit on Resignation/Withdrawals	Same as Retirement Benefit based on service up to exit
Benefit on Death	Same as Retirement Benefit but no vesting Condition applies
Retirement age *	60 & 64 Years

* In case of employees with age above the retirement age mentioned in plan features, the retirement is assumed to happen immediately and valuation is done accordingly.

- (iii). Reconciliation of defined benefit obligation as per Para 120 (c) of AS 15 is as follows:

(Amount in ₹.)

Particulars	As on 31 March 2023	As on 31 March 2022
Opening Defined Benefit Obligation	1,02,36,459	99,45,640
Transfer in/(out) obligation	-	-
Current service cost	7,54,791	7,68,309
Interest cost	6,20,853	6,17,287
Actuarial loss (gain)	3,47,052	5,85,823
Past service cost	-	-
Loss (gain) on curtailments	-	-
Liabilities extinguished on settlements	-	-
Liabilities assumed in an amalgamation in the nature of purchase	-	-
Exchange differences on foreign plans	-	-
Benefits paid	-	(16,80,600)
Closing Defined Benefit Obligation	1,19,59,155	1,02,36,459

- (iv). The Gratuity Benefits liabilities are unfunded i.e. no separate Trust has been formed to administer the

Gratuity benefit scheme. However, based on the actuarial valuation of liability of TAMP, annual remittance is made to the Fund so as to meet the liability as on 31st March of each year. The funds are invested in term deposits of a Nationalised Bank.

- (v). Statement of Profit and loss account as per Para 120 (g) of AS 15 is as follows:

(Amount in ₹.)

Particulars	As on 31 March 2023	As on 31 March 2022
Current service cost	7,54,791	7,68,309
Interest on obligation	6,20,853	6,17,287
Expected return on plan assets	-	-
Net actuarial loss/(gain)	3,47,052	5,85,823
Recognised Past Service Cost-Vested	-	-
Recognised Past Service Cost-Unvested	-	-
Loss/(gain) on curtailments and settlement	-	-
Total included in 'Employee Benefit Expense'	17,22,696	19,71,419

- (vi). The Financial assumptions as per Para 120 (l) of AS 15 is as follows:

Particulars	As on 31 March 2023	As on March 2022
Discount Rate	7.45% p.a.	6.95% p.a.
Salary Growth Rate	8.00% p.a.	6.00% p.a.
Expected Return on Plan Assets	Not Applicable	Not Applicable

- (vii). The Table of experience adjustments as per Para 120(n) of AS 15:

(Amount in ₹.)

Particulars	As on 31 March 2023	As on 31 March 2022
Defined Benefit Obligation	1,19,59,155	1,02,36,459
Plan Assets	-	-
Surplus/(Deficit)	(1,19,59,155)	(1,02,36,459)
Experience adjustments on plan liabilities	2,24,649	5,67,019
Actuarial loss/(gain) due to change in financial assumptions	1,22,403	18,804
Actuarial loss/ (gain) due to change in demographic assumption	-	-
Experience adjustments on plan assets	-	-
Net actuarial loss/ (gain) for the year	3,47,052	5,85,823

- (viii). The Gratuity limit has been considered at ₹ 20 lakhs.
- (b). (i). The Earned Leave benefits are governed by the TAMP's Leave Policy.
- (ii). The features of the plan as per Para 120 (b) of AS 15 are as follows:

Type of Plan	Other Long term Employee Benefit
Employee's Contribution	0%
Employer's Contribution	100%
Salary for Encashment	As per TAMP Rules
Salary for Availment	Cost to TAMP
Leave Credited Annually	30 days
Leave Denominator	30 days
Maximum accumulation	300 days
Benefit on Retirement	Leave Days) × last drawn Salary / (Leave Denominator
Benefit on Resignation/Withdrawals	Death or Resignation / Withdrawal or Retirement
Benefit on death	Same as Retirement Benefit
Benefit on Availment	Leave Days x Availment Salary / Leave Denominator
Retirement Age *	60 & 64 Years

* In case of employees with age above the retirement age mentioned in plan features, the retirement is assumed to happen immediately and valuation is done accordingly.

- (iii). Reconciliation of defined benefit obligation as per Para 120 (c) of AS 15 is as follows:

(Amount in ₹)

Particulars	As on 31 March 2023	As on 31 March 2022
Opening Defined Benefit Obligation	1,44,17,195	1,14,92,545
Transfer in/(out) obligation	-	-
Current service cost	6,20,273	6,26,422
Interest cost	8,63,938	6,84,346
Actuarial loss (gain)	21,13,342	27,60,744
Past service cost	-	-
Loss (gain) on curtailments	-	-
Liabilities extinguished on settlements	-	-
Liabilities assumed in an amalgamation in the nature of purchase	-	-
Exchange differences on foreign plans	-	-
Benefits paid	(4,12,338)	(11,46,862)
Closing Defined Benefit Obligation	1,76,02,410	1,44,17,195

- (iv). The Earned Leave Benefits liabilities are unfunded i.e. no separate Trust has been formed to administer the Earned Leave benefit scheme. However, based on the actuarial valuation of liability of TAMP, annual

remittance is made to the Fund so as to meet the liability as on 31st March of each year. The funds are invested in term deposits of a Nationalised Bank.

- (v). Statement of Profit and loss account as per Para 120 (g) of AS 15 is as follows:

(Amount in ₹)

Particulars	As on 31 March 2023	As on 31 March 2022
Current service cost	6,20,273	6,26,422
Interest on obligation	8,63,938	6,84,346
Expected return on plan assets	-	-
Net actuarial loss/(gain)	21,13,342	27,60,744
Recognised Past Service Cost-Vested	-	-
Loss/(gain) on curtailments and settlement	-	-
Total included in 'Employee Benefit Expense'	35,97,553	40,71,512
Total Charge to P&L	35,97,553	40,71,512

- (vi). The Table of Experience Adjustments as per Para 120(n) of AS 15:

(Amount in ₹)

Particulars	As on 31 March 2023	As on 31 March 2022
Defined Benefit Obligation	1,76,02,410	1,44,17,195
Plan Assets	-	-
Surplus/(Deficit)	1,76,02,410	1,44,17,195
Experience adjustments on plan liabilities	6,06,870	23,71,425
Actuarial loss/(gain) due to change in financial assumptions	21,77,699	3,89,319
Actuarial loss/ (gain) due to change in demographic assumption	(6,71,227)	-
Experience adjustments on plan assets	-	-
Net actuarial loss/ (gain) for the year	21,13,342	27,60,744

- (xv). There were no transactions involving foreign currency during the year 2022-23.
- (xvi). As per Schedule No.11, the list of "Prior Period Items" is enclosed.
- (xvii). The Authority is maintaining two bank accounts, one each in Mumbai branch of the Indian Overseas Bank and State Bank of India.
- (xviii). Previous years' figures have been reworked, regrouped, rearranged and reclassified wherever deemed necessary.

Tariff Authority for Major Ports
BANK RECONCILIATION STATEMENT FOR THE MONTH OF March 2023

Bank Name :	Indian Overseas Bank
Branch Name :	Fort Branch
Customer ID :	4827235
Account Type :	Saving Bank Account
Bank Account No. :	001401000008048
Bank IFSC Code :	IOBA0000014
Bank Reconciliation Month :	March- 2023

Balance as on 31/03/2023 as per TAMP Ledger A/c (21,48,561.88)

Add:

(i) Contract Employees payment made on 3rd April 2023	2,54,798.00
(ii) Payment issued but not made by Bank	8,95,620.00
(iii) Payment issued but not made by Bank	11,08,304.00
A	1,10,160.12

Less:

(i). Amount debited by bank, bill not received	5,726.00
(ii). Amount debited by bank, bill not received	3,618.00
B	9,344.00

(A-B) 1,00,816.12

Balance as per Bank Statement 31/03/2023

1,00,816.12

DETAILS OF RECONCILIATION TILL DT. 31/03/2023 -

DATE	Particular	Amount
28.2.2023	Payment debited by bank for the MTNL Ecs, but Bill not received by us from admin.	5,726.00
28.3.2023	Payment debited by bank for the MTNL Ecs, but Bill not received by us from admin.	3,618.00
31.3.2023	Payment made towards Employees Salary (CPF) for the month of March 2023 but, payment not made by bank	8,95,620.00
31.3.2023	Payment made towards Employees Salary (NPS) for the month of March 2023 but, payment not made by bank	11,08,304.00
31.3.2023	Contract employees payment for the month of March 2023, to make debit on 03.04.2023 in the month of April 2023.	2,54,798.00

Liquid Deposit Statement For March 2023 - 01 March 2023 to 31 March 2023

Date	Particulars	Debit Amount	Credit Amount
		26950000.00	
01.03.2023	Opening Balance March 2023		1248000.00
01.03.2023	BY Liquit Deposit		136000.00
03.03.2023	BY Liquit Deposit		8596000.00
06.03.2023	BY Liquit Deposit	2096000.00	
20.03.2023	BY Liquit Deposit		388000.00
24.03.2023	BY Liquit Deposit		100000.00
28.03.2023	BY Liquit Deposit		1608000.00
29.03.2023	BY Liquit Deposit		1742000.00
29.03.2023	BY Liquit Deposit		60000.00
30.03.2023	BY Liquit Deposit		
	TOTAL	29046000.00	13878000.00
	Closing Balance For 31 March 2023		15168000.00

Pratik
11/4/2023
Accounts Executive- (Pratik)

Pratik
11/4/2023
Accounts Executive- (TS)

Tariff Authority for Major Ports

Bank Name :	State Bank Of India
Branch Name :	Mazgaon Branch
Account Type :	Current Bank Account
Bank Account No. :	10005255712
Bank IFSC Code :	SBIN0009054
Bank Reconciliation Month :	MARCH 2023

Balance as on 31.03.2023 as per TAMP Bank Book

20,584.70

Add :

20,584.70

A

Less:

20,584.70

B

Balance as per Bank Statement as on 31.03.2023

20,584.70

LIST OF CHEQUES/NEFT ISSUED BUT NOT PRESENTED FOR
PAYMENT IN BANK TILL DT. 31.03.2023

DATE	Particular	Amount
	Total	-

Pratik
11/4/2023
Accounts Executive- (Pratik)

DD/DDO -(TS)

Pratik
11/4/23

TARIFF AUTHORITY FOR MAJOR PORTS
EL Encashment and Gratuity Fund Account
BALANCE SHEET AS ON 31 MARCH 2023



Amount in ₹

LIABILITIES	2022-23	2021-22	ASSETS	2022-23	2021-22
EL ENCASHMENT FUND (A)			INVESTMENTS (A)		
Opening Balance	1,44,17,195	1,14,92,545	Fixed Deposits with IOB	2,85,98,905	2,45,15,961
Add: Contribution during the year	24,56,790	37,45,937	Interest Accrued on FDR	12,28,377	6,60,365
Add: Internal Funds	7,28,425	3,25,575	Total	2,98,27,282	2,51,76,326
	1,76,02,410	1,55,64,057	CURRENT ASSETS (B)		
Less: Settlement for the Year	-	11,46,862	Loans & Advance - Employee	-	28159
	1,76,02,410	1,44,17,195			
GRATUITY FUND (B)			BANK BALANCE (C)	7,422	13,243
Opening Balance	1,02,36,459	99,45,640			
Add: Contribution during the year	12,05,502	16,89,667			
Add: Internal Funds	5,17,194	2,81,752			
	1,19,59,155	1,19,17,059			
Less: Settlement for the Year	-	16,80,600			
	1,19,59,155	1,02,36,459			
INCOME & EXPENDITURE A/C (C)					
Opening Balance	5,64,074	(9,26,832)			
Surplus/(Deficit) for the year	9,54,684	11,71,400			
Past year surplus/(Deficit)	(5,64,074)	9,26,832			
Internal Funds	(6,81,545)	(6,07,326)			
	2,73,139	5,64,074			
Total (A+B+C)	2,98,34,704	2,52,17,728	Total (A+B+C)	2,98,34,704	2,52,17,728

(Signature)
 DY. DIR/DDO
 Mumbai, 04th May 2023

(Signature)
 DIRECTOR (JV)

(Signature)
 MEMBER (FINANCE)

TARIFF AUTHORITY FOR MAJOR PORTS

EL Encashment and Gratuity Fund Account INCOME & EXPENDITURE ACCOUNT FOR THE YEAR ENDED 31 MARCH 2023



Amount in ₹

PARTICULARS	2022-23	2021-22	PARTICULARS	2022-23	2021-22
EXPENDITURE			INCOME		
Bank Charges	9,814	71	Interest on S/B Account	684	2,759
EL Encashment paid to employees	4,12,338	-	Interest on FDR	14,04,311	11,40,553
EL Recovery from Employee	28,159	-	EL Recovery from Employee's	-	28,159
	4,50,311	71		14,04,995	11,71,471
Excess of Income over Expenditure	9,54,684	11,71,400	Excess of Expenditure over Income	-	-
TOTAL	14,04,995	11,71,471	TOTAL	14,04,995	11,71,471


DY.DIR/DDO
Mumbai, 04th May 2023


DIRECTOR (JV)


MEMBER (FINANCE)

TARIFF AUTHORITY FOR MAJOR PORTS
EL Encashment and Gratuity Fund Account
RECEIPTS & PAYMENTS ACCOUNT FOR THE YEAR ENDED 31 MARCH 2023



Amount in ₹

RECEIPTS	2022-23	2021-22	PAYMENTS	2022-23	2021-22
Opening Balance			Investment & Deposits made		
Saving Bank Account	13,243	5,610	Fixed Deposits with Bank	1,59,14,000	2,14,81,000
Investments & Deposits Matured	1,19,03,200	1,49,33,144	Other Payments		
			Bank Charges	9,814	71
			Amount Refunded to TAMP	5,62,078	-
Other Income			Fund Settlements		
Interest on FDR	7,64,155	28,79,533	Gratuity Fund	-	16,80,600
Interest on Saving Bank Account	684	2,759	EL Encashment Paid during the year	4,12,338	11,46,862
Other Receipts			Closing Balance		
Contribution Received from TAMP	42,24,370	65,00,730	Saving Bank Account	7,422	13,243
TOTAL	1,69,05,652	2,43,21,776	TOTAL	1,69,05,652	2,43,21,776

[Signature]
Dy Dir/DDO
Mumbai, 04th May 2023

[Signature]
DIRECTOR (JV)

[Signature]
MEMBER (FINANCE)

TAMP Employees Gratuity Fund Account

Bank Name :	Indian Overseas Bank
Branch Name :	Fort Branch
Customer ID :	4827235
Account Type :	Saving Bank Account
Bank Account No. :	01401000096077
Bank IFSC Code :	IOBA0000014
Bank Reconciliation Month :	MARCH 2023

BALANCE AS ON 31.03.2023 as per TAMP Gratuity Bank Book

7,421.76

Add :
NEFT letter issued but not debited

7,421.76

A

Less:
NEFT letter/Cheques deposited but not presented

7,421.76

B

Balance as per Bank Pass Book 31.03.2023

7,421.76

Pratik
11/4/2023
Accounts Executive- (Pratik)

Pratik
~~DD/DDC (TS)~~
11/4/23

**Details of Term Deposits pertaining to TAMP Employees Gratuity Fund Account with Indian Overseas Bank, Fort
Branch, Mumbai as on 31.03.2023**

Sr.No.	Details	Date of Investment	Certificate No.	Amount of Investment	Period of Investment	Rate of Interest	Date of Maturity	Amount on Maturity
1	EL/001	17.07.2021	2014/NDRR 0899620	17,99,905	3 Years 1 Day	5.20%	18.07.2024	21,01,962
2	EL/002	16.03.2022	2019/NDRW 0337608	26,00,000	3 Years 2 Days	5.45%	18.03.2025	30,59,361
3	EL/003	28.03.2022	2019/NDRW 0337653	24,37,000	3 Years 1 Day	5.45%	29.03.2025	28,67,135
4	EL/004	28.03.2022	2019/NDRW 0337656	11,47,000	3 Years 1 Day	5.45%	29.03.2025	13,49,448
5	EL/005	13.06.2022	2019/NDRW 0788160	11,15,000	3 Years 1 Day	5.60%	14.06.2025	13,17,641
6	EL/006	26.08.2022	2021/NDRX 0230177	10,60,000	3 Years 1 Day	5.70%	27.08.2025	12,56,359
7	EL/007	05.11.2022	2021/NDRX 0230230	11,35,000	1000 Days	6.00%	01.08.2025	13,36,268
8	EL/008	18.03.2023	2021/NDRX 0234666	21,58,000	444 Days	7.00%	03.06.2024	23,47,673
Subtotal A-EARNED LEAVE				1,34,51,905				1,56,35,847
9	GRA/001	28.03.2022	2019/NDRW 0337655	16,81,000	3 Years 1 Day	5.45%	29.03.2025	19,77,700
10	GRA/002	29.03.2022	2019/NDRW 0337664	19,60,000	3 Years 1 Day	5.45%	30.03.2025	23,05,944
11	GRA/003	14.07.2022	2021/NDRX 0229929	70,40,000	3 Years 1 Day	5.60%	15.07.2025	83,19,452
12	GRA/004	17.07.2022	2021/NDRX 0229947	23,62,000	3 Years 1 Day	5.60%	18.07.2025	27,91,271
13	GRA/005	04.03.2023	2021/NDRX 0234636	9,00,000	444 Days	7.00%	21.05.2024	9,79,104
14	GRA/006	18.03.2023	2021/NDRX 0234667	12,04,000	444 Days	7.00%	03.06.2024	13,09,823
Subtotal B-GRATUITY				1,51,47,000				1,76,83,294
Total				2,85,98,905				3,33,19,141

TARIFF AUTHORITY FOR MAJOR PORTS
TAMP EMPLOYEES CONTRIBUTORY PROVIDENT FUND
BALANCE SHEET AS ON 31ST MARCH 2023



Amount in ₹

LIABILITIES	2022-2023	2021-2022	ASSETS	2022-2023	2021-2022
RESERVE FUND (A)			INVESTMENTS (A)		
Opening Balance	2,13,54,212	2,24,49,774	Fixed Deposits with IOB	2,29,96,716	2,02,86,716
Add: Employees Contribution	13,47,478	11,03,997	Accrued interest on FDR	10,04,684	7,09,927
Add: Employer's Contribution	11,45,892	10,61,997			
Add: Interest on CPF o/s Bal.	15,73,335	14,73,406	CURRENT ASSETS (B)		
	2,54,20,917	2,60,89,174	Loan & Advances	0	20,000
Less: Retirement Settlements during the year	0	42,84,962			
Less: Withdrawals during the year	10,32,000	4,50,000	BANK BALANCE (C)		
Total	2,43,88,917	2,13,54,212	Indian Overseas Bank	5,560	7,427
CURRENT LIABILITIES (B)			INCOME & EXPENDITURE A/C (D)		
Tariff Authority for Major Ports	209	209	Balance B/f	3,30,351	2,12,604
			Add : Excess of Expenditure over Income	3,82,166	3,30,351
			Less : Amount Contributed during the year	3,30,351	2,12,604
				3,82,166	3,30,351
Total (A+B)	2,43,89,126	2,13,54,421	Total (A+B+C+D)	2,43,89,126	2,13,54,421

(Signature)
 DY DIR/DDO
 Mumbai, 04th May, 2023

(Signature)
 DIRECTOR (JV)

(Signature)
 MEMBER (FINANCE)

TARIFF AUTHORITY FOR MAJOR PORTS
TAMP EMPLOYEES CONTRIBUTORY PROVIDENT FUND
INCOME & EXPENDITURE ACCOUNT FOR THE YEAR ENDED 31ST MARCH 2023



Amount in ₹

PARTICULARS	2022-2023	2021-2022	PARTICULARS	2022-2023	2021-2022
EXPENDITURE			INCOME		
Bank Charges	71	71	Interest on S/B Account	2,802	5,085
Interest on CPF Balance of members	15,73,302	14,73,406	Interest on FDR	11,88,405	11,38,041
			Excess of Expenditure over Income	3,82,166	3,30,351
TOTAL	15,73,373	14,73,477	TOTAL	15,73,373	14,73,477

(Signature)
 DY DIR/DDO
 Mumbai, 04th May, 2023

(Signature)
 DIRECTOR (JV)

(Signature)
 MEMBER (FINANCE)

TARIFF AUTHORITY FOR MAJOR PORTS
TAMP EMPLOYEES CONTRIBUTORY PROVIDENT FUND
RECEIPTS & PAYMENTS ACCOUNT FOR THE YEAR ENDED 31ST MARCH 2023



Amount in ₹

RECEIPTS	2022-2023	2021-2022	PAYMENTS	2022-2023	2021-2022
Opening Balance			Investment & Deposits		
Saving Bank Account	7,427	4,534	Fixed Deposits	1,68,36,000	1,74,31,000
			Loans & Advances	-	5,00,000
Investments & Deposits			Other Payments		
Fixed Deposits Matured	1,41,26,000	1,63,37,465	Bank Charges	71	71
Loans & Advances	20,000	54,000	Retirement Settlements during the year	-	42,84,962
FDR Interest Received	8,93,648	34,43,779	PF Withdrawals during the year	10,32,000	-
Saving Bank Deposit Interest	2,802	5,085	Amount paid to TAMP	-	3,47,641
Other Income					
Amount received from TAMP	3,30,351	3,46,000			
Other Receipts			Closing Balance		
Employer & Employees Contribution	24,93,403	23,80,238	Saving Bank Account	5,560	7,427
TOTAL	1,78,73,631	2,25,71,101	TOTAL	1,78,73,631	2,25,71,101

(Signature)
 DY DIR/DDO
 Mumbai, 04th May, 2023

(Signature)
 DIRECTOR (JV)

(Signature)
 MEMBER (FINANCE)

TAMP Employees CPF Trust Account

Bank Name :	Indian Overseas Bank
Branch Name :	Fort Branch
Customer ID :	4827235
Account Type :	Saving Bank Account
Bank Account No. :	01401000093967
Bank IFSC Code :	IOBA0000014
Bank Reconciliation Month :	MARCH 2023

BALANCE AS ON 31.03.2023 as per TAMP CPF Bank Book 5,560.05

Add :

A

5,560.05

Less:

NEFT letter /Cheque Deposited but not presented

B

5,560.05

Balance as per Bank Pass Book 31.03.2023

5,560.05

Pratik
11/4/2023

Accounts Executive- (Pratik)

Pratik
DD/DDD - (TS)
11/4/23

Details of Term Deposits pertaining to TAMP Employees CPF Fund Account with Indian Overseas Bank, Fort Branch, Mumbai as on 31.03.2023

Sr.No.	Date of Investment	Certificate No.	Name /Institution Where Invested	Amount of Investment	Period of Investment	Rate of Interest	Date of Maturity	Amount on Maturity
1	20.07.2021	2014/NDRR/0899637	IOB, Fort Mumbai	4,65,282	3 Years 1 Day	5.20%	21.07.2024	5,43,365
2	22.9.2021	2014/NDRR/0899890	IOB, Fort Mumbai	6,73,434	3 Years 1 Day	5.20%	23.9.2024	7,86,448
3	24.01.2022	0014/NDRW/0337381	IOB, Fort Mumbai	19,35,000	444 DAYS	5.20%	13.04.2023	2060532
4	09.02.2022	0014/NDRW/0337458	IOB, Fort Mumbai	3,19,000	444 DAYS	5.20%	29.04.2023	339695
5	16.03.2022	0014/NDRW/0337607	IOB, Fort Mumbai	10,30,000	3 Years 2 Day	5.45%	18.03.2025	1211978
6	21.03.2022	0014/NDRW/0337633	IOB, Fort Mumbai	11,58,000	3 Years 2 Day	5.45%	23.03.2025	1362592
7	29.03.2022	2019/NDRW/0337665	IOB, Fort Mumbai	12,00,000	3 Years 1 Day	5.45%	30.03.2025	1411802
8	13.06.2022	2019/NDRW 0788159	IOB, Fort Mumbai	16,80,000	3 Years 1 Day	5.60%	14.06.2025	1985324
9	14.07.2022	2021/NDRX 0229928	IOB, Fort Mumbai	84,38,000	3 Years 1 Day	5.60%	15.07.2025	9971526
10	17.07.2022	2021/NDRX 0229946	IOB, Fort Mumbai	24,61,000	3 Years 1 Day	5.60%	18.07.2025	2908263
11	23.09.2022	2021/NDRX 0234744	IOB, Fort Mumbai	6,75,000	1000 Days	6.00%	19.06.2025	794697
12	29.09.2022	2021/NDRX 0234751	IOB, Fort Mumbai	5,12,000	1000 Days	6.00%	25.06.2025	602792
13	05.11.2022	2021/NDRX 0230231	IOB, Fort Mumbai	4,75,000	1000 Days	6.00%	01.08.2025	559231
14	22.12.2022	2021/NDRX 0234391	IOB, Fort Mumbai	2,15,000	444 Days	6.55%	10.03.2024	232685
15	16.03.2023	2021/NDRX 0234661	IOB, Fort Mumbai	3,80,000	444 Days	7.00%	02.06.2024	413399
16	18.03.2023	2021/NDRX 0234668	IOB, Fort Mumbai	13,80,000	444 Days	7.00%	03.06.2024	1501292
Total				2,29,96,716				2,66,85,621

**REVIEW OF ANNUAL ACCOUNTS AND AUDIT REPORT
FOR THE YEAR 2022-23
TARIFF AUTHORITY FOR MAJOR PORTS**

1. Introduction:

The Major Port Trust Act, 1963 was amended by the Port Laws (Amendment) Act 1997 (15 of 1997) to provide for an independent Tariff Authority For Major Ports for fixing and revising the Tariff levied by major port trusts and private terminals thereat. An independent authority for the above purpose was constituted on 10 April 1997 with Headquarters at New Delhi. The Headquarter of Tariff Authority for Major Ports has been shifted from New Delhi to Mumbai with effect from 8 November 2002. The Authority meets its entire expenditure from Grants-in-aid released by the Central government through the Ministry of Ports, Shipping and Waterways on quarterly basis.

The Major Port Authorities Act, 2021, has come into effect from 3 November 2021. Resultantly, the Major Port Trusts Act, 1963, stands repealed. Thus, Tariff Authority for Major Ports no longer fixes tariff for the services rendered by the Major Ports or of the Private Operators operating there at.

As per the first proviso under Section 54(1) of the Major Port Authorities Act, 2021, until the constitution of the Adjudicatory Board, the Tariff Authority for Major Ports shall discharge the functions of the Adjudicatory Board under the said Act and shall cease to exist immediately after the constitution of the Adjudicatory Board. The Adjudicatory Board under Section 54 of the Major Port Authorities Act, 2021 is yet to be constituted.

2. Financial Position:

During the year 2022-23, the Grant-in-aid received from the Government was ₹ 875.00 lakhs as against ₹666.07 lakhs during the previous year. The total expenditure during the year was ₹780.67 lakhs as against ₹ 874.74 lakhs during the previous year.

3. Assets and Liabilities:

The Assets and Liabilities of the Tariff Authority for Major Ports under the broad heads for the last two years are as follows:

Particulars	(₹. In Lakhs)	
	As on 31 March 2023	As on 31 March 2022
A. Liabilities		
Capital Reserves	72.16	10.15
Current Liabilities	131.15	129.52
Deferred Government Grants	37.05	22.63
B. Assets		
Fixed Assets	37.05	22.63
Current Assets, Loans & Advances	203.31	139.67

4. General Reserve Fund:

Since the Authority meets its expenditure from the Grants-in-aid received from the Government and surplus available, if any, is adjusted against Grants-in-aid for the subsequent year, the question of creation of General Reserve Fund does not arise.

5. Capital Debts:

During the year under review, the Authority has not taken any loan either from the Government or from any other Organizations.