

# Indian Shipping Statistics 2015



सत्यमेव जयते

**GOVERNMENT OF INDIA  
MINISTRY OF ROAD TRANSPORT & HIGHWAYS  
TRANSPORT RESEARCH WING  
NEW DELHI**

# **Indian Shipping Statistics 2015**



**GOVERNMENT OF INDIA  
MINISTRY OF ROAD TRANSPORT AND HIGHWAYS  
TRANSPORT RESEARCH WING  
NEW DELHI**

राजीव कुमार  
RAJIVE KUMAR

Tel. : 23714938  
Fax : 23716656



सचिव  
पोत परिवहन मंत्रालय  
भारत सरकार  
SECRETARY  
MINISTRY OF SHIPPING  
GOVERNMENT OF INDIA

## P R E F A C E

Transport Research Wing (TRW) in the Ministry of Road Transport & Highways is the nodal agency for providing information/data on various facets of water borne transport. The present annual issue "Indian Shipping Statistics 2015" gives information on the current status of Indian Shipping Sector as on 31<sup>st</sup> December, 2015 in terms of tonnage by different dimensions like age, size and type.

The present volume begins with an overview of the Performance of Indian Shipping. Besides, it covers growth and total tonnage of Indian Shipping, Overseas Shipping and Coastal Shipping under first three sections. Prices of fuel for Vessels plying on International run and fuel prices at Indian Ports for Vessels plying on Coastal run are also given under sections two and three. The growth and total fleet owned by Shipping Corporation of India and financial position of Indian Shipping Companies is given in next two sections.

The main source agencies for this publication are the Directorate General of Shipping, Shipping Corporation of India, Indian Oil Corporation and different Shipping Companies in the private sector. With the concerted efforts of TRW and co-operation of various source agencies, we have succeeded in bringing out the Publication in April, 2016 covering information up to 31<sup>st</sup> December 2015. I wish to record my deep appreciation for the support and cooperation provided by all who have contributed to improve and complete this issue. This publication is a joint endeavour, with each officer contributing with their knowledge and professional commitment. Suggestions from the users of information are welcome to improve quality and coverage.

New Delhi  
April, 2016

(Rajive Kumar)

## **Officers & Staff involved in this Publication**

\*\*\*\*\*

**Smt. Kirti Saxena**  
Senior Adviser

**Shri M.M. Hasija**  
Adviser (Statistics)

**Smt. Anupam Bhatnagar**  
Director (Port & Shipping)

**Shri Mukesh**  
Deputy Director (Shipping)

**Shri S.Tyagi**  
Senior Statistical Officer

**Shri Rahul Sharma**  
Junior Statistical Officer

**Ms. Lissy George**  
Senior Systems Analyst (NIC)

# INDEX

Tables	Subject	Page No.
	<b>CURRENT STATUS OF SHIPPING SECTOR</b>	i-vii
	Selected Indicators of the Economy(2011-12 to 2014-15)	
	<b>SECTION –1 : INDIAN SHIPPING</b>	
1.1	Growth of Indian Shipping (1980-2015)	1
1.2	Share of Indian Tonnage –Age wise (1993-2015)	2-4
	<b>Growth of Indian Fleet (1994-2015)</b>	
1.3	By Type of Vessels	5-7
1.4	By Size of Vessels	8
1.5	By Age of Vessels	9
	<b>Indian Fleet as on 31<sup>st</sup> December, 2015</b>	
1.6	By Type and Size of Vessels	10-14
1.7	By Type and Age of Vessels	15-19
1.8	By Age and Size of Vessels	20
1.9	Tonnage: Company-wise	21-34
1.10	Net Addition to Indian Fleet	35-38
1.11	List of Vessels Registered for Indian Trade (As on 31 <sup>st</sup> December, 2015)	39-82
	<b>SECTION – 2: OVERSEAS SHIPPING</b>	
	<b>Growth of Overseas Fleet- (1994-2015)</b>	
2.1	By Type of Vessels	83-84
2.2	By Size of Vessels	85
2.3	By Age of Vessels	86
	<b>Overseas Fleet as on 31<sup>st</sup> December, 2015</b>	
2.4	By Type and Age of Vessels	87-89
2.5	By Type and Size of Vessels	90-92
2.6	By Age and Size of Vessels	93
2.7	Overseas Fleet-By Number of Companies and Vessels Owned (2013-15)	94
2.8	Overseas Fleet-By Number of Companies/Ships and Tonnage Owned (2013-2015)	95
2.9	Indian Shipping Companies Registered for Overseas Trade (As on 31 <sup>st</sup> Dec, 2015)	96-100
2.10	Net Addition to Indian Overseas Fleet (As on 31 <sup>st</sup> Dec, 2015)	101-102
	<b>Prices of Fuel for Vessels Plying on International Run- (2009-2015)</b>	
2.11	Furnace Oil	103
2.12	Light Diesel Oil	104
2.13	High Speed Diesel Oil	105
	<b>SECTION – 3: COASTAL SHIPPING</b>	
	<b>Growth of Coastal Fleet- (1994-2015)</b>	
3.1	By Type of Vessels	106-108
3.2	By Size of Vessels	109
3.3	By Age of Vessels	110
	<b>Coastal Fleet as on 31<sup>st</sup> December, 2015</b>	
3.4	By Type and Size of Vessels	111-114
3.5	By Type and Age of Vessels	115-118
3.6	By Age and Size of Vessels	119
3.7	Coastal Fleet-By Number of Companies and Vessels Owned (2013-15)	120
3.8	Coastal Fleet-By Number of Companies/Ships and Tonnage Owned (2013-15)	121

3.9	Indian Shipping Companies Registered for Overseas Trade (As on 31 <sup>st</sup> Dec, 2015)	122-132
3.10	Net Addition to Indian Coastal Fleet (As on 31 <sup>st</sup> Dec, 2015)	133-134
<b>Bunker Fuel Prices at Indian Ports for Vessels Plying on Coastal Run (2009-2015)</b>		
3.11	Furnace Oil	135
3.12	Light Diesel Oil	136
3.13	High Speed Diesel Oil	137
<b>SECTION – 4: SHIPPING CORPORATION OF INDIA</b>		
4.1	Growth of Fleet Owned by SCI (1994-2015)	138
<b>Growth of Fleet Owned by SCI-By Type of Vessels (2008-2015)</b>		
4.2	Total Fleet	139
4.3	Overseas Fleet	140
4.4	Coastal Fleet	141
<b>Fleet Owned by SCI- By Type and Size of Vessels (As on 31<sup>st</sup> Dec, 2015)</b>		
4.5	Total Fleet	142-143
4.6	Overseas Fleet	144-145
4.7	Coastal Fleet	146
<b>Fleet Owned by SCI- By Type and Age of Vessels (As on 31<sup>st</sup> December, 2015)</b>		
4.8	Total Fleet	147-148
4.9	Overseas Fleet	149-150
4.10	Coastal Fleet	151
<b>Fleet Owned By SCI- By Age and Size of Vessels (As on 31<sup>st</sup> Dec, 2015)</b>		
4.11	Total Fleet	152
4.12	Overseas Fleet	153
4.13	Coastal Fleet	154
4.14	Performance Indicators of SCI (2008-09 to 2014-15)	155
4.15	Financial Performance of SCI (2008-09 to 2014-15)	156
<b>SECTION – 5: FINANCE</b>		
5.1	Source of Finance of Indian Shipping Companies (2013-2015)	157-159
5.2	Profitability of Indian Shipping Companies - By Company (2013-2015)	160-162
5.3	Gross Value of Fleet- By Company/Ship owners (2013-2015)	163-165
<b>APPENDICES</b>		
	Appendix – I : Definitions & Terminology Used in Shipping	166-169

## ACRONYMS

...	: NOT AVAILABLE
ACID	: ACID CARRIERS
AHTS	: ANCHOR HANDLING TUG SUPPLY VESSEL
BARG	: BARGES
BC	: BULK CARRIERS
CCON	: CELLULAR CONTAINER VESSEL
CREW	: CREW BOAT
CS	: CONTAINER SHIP
DRB	: DRY CARGO BULK CARRIER
DRED	: DREDGER
DRY	: DRY CARGO LINER
DWT	: DEAD WEIGHT TONNAGE
ECAR	: ETHYLENE GAS CARRIER
EP	: ELECTRIC PROPULSION
FC	: FLOATING CRANES
GCV	: GENERAL CARGO VESSEL
GRT	: GROSS REGISTERED TONNAGE
HOD	: HOOPER DREDGER
LCAR	: LPG CARRIERS
MT	: MILLION TONNE
MOTS	: MOTOR SHIP
MSV	: MULTI SERVICE VESSEL
MTK	: MOTOR TANKER

**OFF : OFFSHORE SUPPLY VESSEL**

**OOBC : ORE/OIL BULK CARRIERS**

**PASS : PASSENGER CUM CARGO**

**PGER : PASSENGER SERVICE**

**PTMB : PORT TRUSTS & MARITIME BOARDS VESSEL**

**PY : PLEASURE YACHT**

**RORO : ROLL ON-ROLL OFF CONTAINER VESSELS**

**SOFF : SPECIALISED VESSELS FOR OFFSHORE**

**SV : SUPPLY VESSEL**

**TANC : OIL TANKER (CRUDE)**

**TANP : OIL TANKER (PC)**

**TCAR : TIMBER CARRIERS**

**UTB : UTILITY BOAT**

**UTC : UTILITY CRAFT**

**Y : YACHT**



## Selected Indicators

Sl. No. (1)	Item (2)	Unit (3)	2011-12 (4)	2012-13 (5)	2013-14 (6)	2014-15 (7)
<b>I. General Indicators</b>						
1	GVA at Basic Prices at current prices	Rs. Crore	8106656 *	9210023 *	10380813 *	11472409 @
	at 2011-12 constant prices	Rs. Crore	8106656 *	8546552 *	9084369 *	9727490 @
2	Exports (at current prices)	Rs. Crore	1465959	1634319 R	1905011 R	1897026 P
3	Imports (at current prices)	Rs. Crore	2345463	2669162 R	2715434 R	2734049 P
4	Cargo handled at Major & Non-Major Ports	Million Tonnes	913.93	933.75	972.46	1052.23
5	Overseas Cargo handled at Major & Non-Major Ports	Million Tonnes	754.87	771.76	811.11	879.56
6	Coastal Cargo carried at Major & Non-Major Ports	Million Tonnes	159.06	162.00	161.35	172.67
7	Overseas Cargo carried by Indian Fleet	Million Tonnes	82.09	70.23	68.94	65.54
<b>II. Shipping Indicators</b>						
(As on 31st December)			<b>2012</b>	<b>2013</b>	<b>2014</b>	<b>2015</b>
8	Indian Fleet Profile					
	Coastal Fleet	Nos.	804	835	846	873
		('000 GRT)	1087	1135	1218	1502
	Overseas Fleet	Nos.	350	364	358	373
		('000 GRT)	9331	9248	9090	9006
	Total (Coastal & Overseas)	Nos.	1154	1199	1204	1246
		('000 GRT)	10417	10383	10309	10508

@: First Revised Estimates

\* / R : Revised Estimates

P : Provisional Estimates

Source : Directorate General of Commercial Intelligence & Statistics & R.B.I

## I: PERFORMANCE OF INDIAN SHIPPING

As on 31<sup>st</sup> December 2015, India had a fleet strength of 1246 vessels with gross registered tonnage (GRT) of 10.51 million, compared with fleet strength of 1204 vessels with 10.31 million GRT at the end of December, 2014. This reflects a net addition of 42 vessels with an increase of 0.20 million GRT.

1.2 Out of the 1246 vessels registered as on 31<sup>st</sup> December, 2015, 873 vessels (70.1%) with 1.50 million GRT were engaged in coastal trade and the remaining 373 vessels (29.9%) with 9.01 million GRT were deployed for overseas trade. Thus the tonnage deployed for overseas trade was 85.7% of Indian GRT in contrast to 14.3% of the tonnage deployed for coastal trade.

1.3 The age profile of Indian merchant shipping vessels (Table 1) indicates that about 40.5% of the fleet was above 20 years of age, 20.6% of the fleet was between 0-5 years, 17.3% of the fleet was between 6-10 years and the remaining was spread almost equally across the age groups of 11-15 years and 16-20 years.

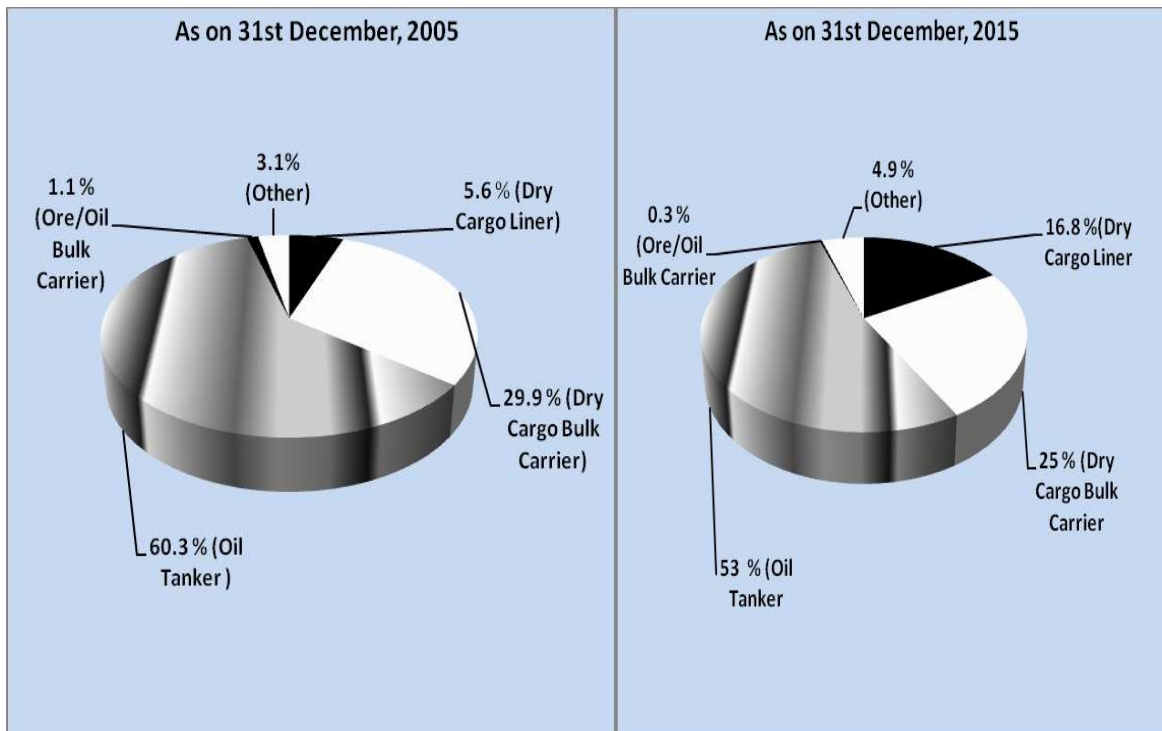
<b>Category</b>	<b>0-5 years</b>	<b>6-10 years</b>	<b>11-15 years</b>	<b>16-20 years</b>	<b>Above 20 years</b>	<b>Total</b>
<b>Coastal</b>	168(19.2)	137(15.7)	90 (10.3)	96 (11.0)	382 (43.8)	873 (100.0)
<b>Overseas</b>	89 (23.9)	79 (21.2)	37 (9.9)	46 (12.3)	122 (32.7)	373 (100.0)
<b>Total</b>	257(20.6)	216(17.3)	127(10.2)	142 (11.4)	504 (40.5)	1246(100.0)

Figures within parenthesis represent percent share of fleet to the total fleets given row wise.

## Fleet Composition

1.4 An analysis of the fleet classified by the type of vessels in 2015 indicates that the maximum number of vessels (706) were Dry Cargo Liners followed by Oil tankers (139). In terms of GRT, the fleet composition reveals that the maximum tonnage 5572 thousand tonnes (53.0% of the total tonnage) was in the category of Oil Tankers whereas Dry Cargo Liners (which accounted for highest number of vessels (706) contributed only 16.80% (1765 thousand tonnes) to India's total tonnage. The change in the composition of Indian tonnage in terms of type of vessels in the last decade (2005 through 2015) is presented in the Chart I.

**Chart – I: Composition of Indian Tonnage**



1.5 The Chart -1 reflects changing composition of the Indian fleet tonnage over the last decade. The composition of India's tonnage reveals that tonnage share of oil tanker has dropped from 60.3% in 2005 to 53.0 % in 2015. Also, the tonnage share of dry cargo Bulk carriers has decreased from 29.9% in 2005 to 25.0% in 2015. Similarly, over the same period, the tonnage share of Dry cargo Liner has increased from 5.6% to 16.8%.

### Traffic Carried

1.6 During 2014-15, the total overseas cargo handled at Indian ports was placed at 879.56 million tonnes (MT). The share of Indian lines carrying the total overseas cargo is summarized in Table-2.

Type of Cargo	Total Overseas Cargo handled (MT)		Cargo handled by Indian Lines(MT)	
	2013-14*	2014-15*	2013-14**	2014-15**
Liquid Cargo	315.97 (38.96%)	306.92 (34.89%)	38.81 (12.28%)	29.51 (9.61%)
Dry Cargo	285.58 (35.21%)	352.97 (40.13%)	23.33(8.17%)	28.20(7.99%)
General Cargo	209.56 (25.83%)	219.67 (24.98%)	6.80 (3.24%)	7.84 (3.57%)
Total	811.11(100.0%)	879.56(100.0%)	68.94 (8.5%)	65.54 (7.45%)

\*Figures within the parenthesis indicate the percentage share of the type of cargo handled to the total cargo handled during the year.  
 \*\* Figures within the parenthesis indicate the percentage share of overseas cargo handled by Indian lines to the Total overseas cargo handled under the respective type of cargo.

### Overseas Trade

1.7 As on 31<sup>st</sup> December, 2015, 373 Indian registered vessels of 9.01 million GRT were deployed on overseas trade. Among the 373 vessels for overseas trade, the maximum number of vessels (122) was of the age over 20 years with GRT of 2.47 million tonnes. The size of maximum number of vessels (106) was between 1000 and 4999 GRT. The total GRT of these 106 vessels was 0.26

million tonnes. About 37.0% of the vessels (138) undertaking overseas trade were in the category of Dry Cargo Liner whose carrying capacity was 1.16 million tonnes. It has been observed that there were 72 companies with single ship deployed on overseas route with a total GRT of 0.64 million tonnes. In Overseas trade, the Shipping Corporation of India was the largest Indian shipping company which had 62 vessels comprising of 3.1 million GRT followed by Great Eastern Shipping Co Ltd which had 31 vessels with 1.3 million GRT.

### **Coastal Trade**

1.8 Out of the 1246 vessels as on 31<sup>st</sup> December, 2015, 873 vessels were engaged in coastal trade with a GRT of 1.5 million tonnes. The maximum number of vessels (293) out of the 873 were registered under the category “Tug” with a tonnage of about 106 thousand GRT and only one vessel was registered in the category “RO-RO” with GRT less than 1000 tonnes. The modal age of Coastal vessels (382) was above 20 years representing a tonnage of 734 thousand tonnes. Distribution of vessels by size class depicts that 595 vessels were in the size class “Below 999” GRT. Ocean Sparkle Ltd. Owned maximum number of 53 vessels with GRT of 20 thousand tonnes, followed by Oil & Natural Gas Commission (ONGC) which owned 25 vessels with 66 thousand tonnes GRT (1.3 % and 4.4% of the total coastal tonnage) respectively. There are 181 companies with single ship deployed on coastal routes representing a total GRT of about 0.42 million tonnes.

### **Shipping Corporation of India (SCI)**

1.9 The SCI was established on October 2, 1961, by the amalgamation of Eastern Shipping Corporation and Western Shipping Corporation. The status of

the SCI changed from Private Limited Company to Public Limited Company with effect from 18<sup>th</sup> September, 1992. Starting out as a marginal Liner Shipping Company with just 19 vessels, the SCI has today evolved into the largest Indian Shipping Company. The SCI also has substantial interests in various segments of the shipping trade. SCI's owned fleet includes Bulk Carriers, Crude Oil tankers, Product tankers, Container vessels, Passenger-cum-Cargo vessels, Phosphoric Acid/Chemical carriers, LPG/Ammonia carriers and Offshore Supply Vessels. Sailing through for nearly five decades, the SCI today has a significant presence on the global maritime map. As the country's premier shipping line, the SCI owns and operates around one-third of the Indian tonnage.

1.10 The Government of India has conferred "Navratna" status to SCI on 01.08.2008 – enhanced autonomy and delegation of powers to the company towards capital expenditure, formation of joint ventures, mergers, etc.

1.11 The numbers of ships owned by Shipping Corporation of India as on 31<sup>st</sup> December, 2015 were 74 with total GRT of 3326 thousand tonnes. Out of the 74 vessels, 12 were engaged in coastal trade and 62 were engaged in overseas trade.

1.12 There was a decrease of 3 vessels engaged in the overseas trade during the year 2015. During the year 2001, the company had 83 vessels for overseas trade with a tonnage 2586 thousand tonnes. Over the last 14 years, the number of vessels has fallen by 21 but the tonnage has increased from 2586 thousand tonnes in 2001 to 3065 thousand tonnes in 2015.

1.13 The composition of 74 vessels shows that more than 50% of the vessels are in the category of Oil Tankers followed by Dry Cargo Bulk Carriers which accounts for about 18.9% of total SCI fleet strength. The maximum numbers of vessels (3) out of the 12 in the coastal fleet and 36 out of 62 in overseas fleet are in the category of “off-shore supply vessels” and “Oil tanker” respectively. The age profile of the fleet owned by the SCI indicates that the highest number of vessels (40) with 1.5 million GRT were in the age group “Upto 5 years”. There were 13 vessels with 0.29 million GRT in the age group “Above 20 years”.

## II: GROWTH PROFILE OF SHIPPING SECTOR IN INDIA

On the eve of Independence, in August, 1947 the Indian Shipping tonnage stood at 0.19 million GRT, consisting of 48 coastal ships of 0.12 million GRT and 11 overseas vessels with 0.07 million GRT. Since independence the Indian Shipping tonnage has registered a remarkable growth. The Indian merchant fleet strength stood at 1246 vessels with 10.51 million GRT as on end December 2015. This represents 55 fold increase in GRT since independence. The outlay and expenditure on shipping sector has consistently increased over the plan. The outlay and expenditure during the various plan periods for Ports & Shipping Sectors are given in Table 3.

Five Year Plan	Ports Sector		Shipping Sector	
	Outlay	Expenditure	Outlay	Expenditure
I (1951-56)	37	28	26	19
II (1956-61)	45	33	48	53
III (1961-66)	86	93	57	40
Annual Plans (1966-69)	54	53	23	32
IV (1969-74)	195	249	141	155
V (1974-79)	571	488	450	469
VI (1980-85)	647	765	755	444
VII (1985-90)	1230	1513	827	720
VIII (1992-97)	3557	2302	3669	3033
IX (1997-02)	10081	5316	6305	2466
X (2002-07)	5418	2893	7754	2992
XI (2007-12)	30305	6309	15026 **	9788 **
XII (2012-17)	15764	NA	10142 *	NA

NA – Not Available

(Source: - Ministry of Shipping)

\*: Includes IWT & Lighthouses & Light Ships

\*\* : Includes IWT



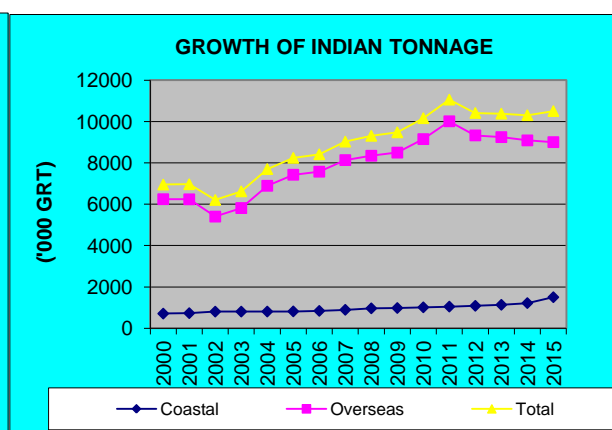
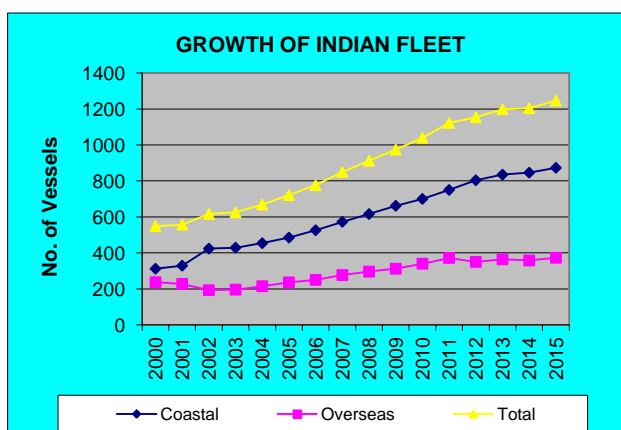
**SECTION - 1**

**INDIAN SHIPPING**

**Table 1.1  
Growth of Indian Shipping ( As on 31st December )**

(' 000 GRT )

Year	Coastal			Overseas			Total		
	No. of vessels	GRT	Average GRT	No. of vessels	GRT	Average GRT	No. of vessels	GRT	Average GRT
(1)	(2)	(3)	(4)	(5)	(6)	(7)	(8)	(9)	(10)
1980	58	253		325	5426	16.7	383	5679	14.8
1985	95	296	3.1	273	5654	20.7	368	5950	16.2
1990	162	523	3.2	256	5504	21.5	418	6027	14.4
1991	169	561	3.3	246	5378	21.9	415	5939	14.3
1992	187	640	3.4	254	5648	22.2	441	6288	14.3
1993	202	642	3.2	241	5625	23.3	443	6267	14.1
1994	206	681	3.3	231	5665	23.9	437	6346	14.5
1995	219	698	3.2	251	6304	25.1	470	7002	14.9
1996	231	705	3.0	253	6347	25.1	484	7052	14.6
1997	232	654	2.8	244	6224	25.5	476	6878	14.4
1998	247	654	2.6	237	6131	25.9	484	6785	14.0
1999	269	680	2.5	241	6373	26.4	510	7053	13.8
2000	312	709	2.3	237	6244	26.3	549	6953	12.7
2001	329	731	2.2	228	6237	27.4	557	6968	12.5
2002	424	805	1.9	193	5402	28.0	617	6207	10.1
2003	429	806	1.8	196	5817	29.7	625	6623	10.6
2004	454	808	1.8	215	6893	32.1	669	7701	11.5
2005	485	816	1.7	236	7427	31.5	721	8243	11.4
2006	526	841	1.6	250	7576	30.3	776	8417	10.8
2007	573	893	1.6	277	8136	29.4	850	9030	10.6
2008	616	964	1.6	296	8346	28.2	912	9310	10.2
2009	662	980	1.5	312	8499	27.2	974	9479	9.7
2010	700	1013	1.4	340	9152	26.9	1040	10165	9.7
2011	750	1048	1.4	372	10013	26.9	1122	11061	9.9
2012	804	1086	1.4	350	9331	26.7	1154	10417	9.0
2013	835	1135	1.4	364	9248	25	1199	10383	8.7
2014	846	1218	1.4	358	9090	25	1204	10309	8.6
2015	873	1502	1.7	373	9006	24.1	1246	10508	8.4



**Table 1.2**  
**Share of Indian Tonnage - Age-wise (As on 31st December)**

(in Percentage)

Year	Proportion of Indian Tonnage			
	Upto 5 Yrs.	6-15 Yrs.	16-20 Yrs.	Over 20 Yrs.
(1)	(2)	(3)	(4)	(5)
1993				
Coastal	10.9	50.9	25.9	12.3
Overseas	14.0	44.5	34.9	6.6
Coastal + Overseas	13.7	45.2	34.0	7.1
1994				
Coastal	8.7	48.3	18.5	24.5
Overseas	18.3	44.1	28.3	9.3
Coastal + Overseas	17.3	44.5	27.2	11.0
1995				
Coastal	7.4	48.9	10.3	33.4
Overseas	18.1	45.8	21.3	14.8
Coastal + Overseas	17.1	46.1	20.2	16.6
1996				
Coastal	4.8	46.7	15.5	33.0
Overseas	14.3	48.6	18.8	18.3
Coastal + Overseas	13.4	48.4	18.5	19.7
1997				
Coastal	5.0	43.0	21.6	30.4
Overseas	11.4	48.5	19.8	20.3
Coastal + Overseas	10.8	48.0	19.9	21.3
1998				
Coastal	4.6	41.7	24.5	29.2
Overseas	11.1	43.6	19.3	26.0
Coastal + Overseas	10.4	43.5	19.8	26.3
1999				
Coastal	6.5	37.2	21.6	34.7
Overseas	9.5	39.0	26.9	24.6
Coastal + Overseas	9.2	38.9	26.4	25.5

**Table 1.2 (Contd...)**  
**Share of Indian Tonnage - Age-wise (As on 31st December)**

**(in Percentage)**

<i>Year</i>	<i>Proportion of Indian Tonnage</i>			
	<i>Upto 5 Yrs.</i>	<i>6-15 Yrs.</i>	<i>16-20 Yrs.</i>	<i>Over 20 Yrs.</i>
<i>(1)</i>	<i>(2)</i>	<i>(3)</i>	<i>(4)</i>	<i>(5)</i>
2000				
Coastal	6.8	29.3	31.5	32.4
Overseas	6.0	35.2	34.2	24.6
Coastal + Overseas	6.1	34.6	33.9	25.4
2001				
Coastal	9.2	20.6	34.1	36.1
Overseas	6.2	31.7	36.4	25.7
Coastal + Overseas	6.6	30.5	36.1	26.8
2002				
Coastal	10.8	16.0	29.8	43.4
Overseas	7.4	31.8	33.0	27.8
Coastal + Overseas	7.8	29.7	22.6	29.9
2003				
Coastal	9.8	16.2	27.7	46.3
Overseas	10.9	29.4	31.0	28.7
Coastal + Overseas	10.8	27.8	30.5	30.9
2004				
Coastal	6.8	19.2	22.6	51.4
Overseas	11.3	35.4	25.0	28.3
Coastal + Overseas	10.8	33.7	24.8	30.7
2005				
Coastal	8.4	18.7	23.1	49.8
Overseas	18.2	26.6	19.2	36.0
Coastal + Overseas	17.2	25.8	19.6	37.4
2006				
Coastal	20.6	7.3	30.1	42.0
Overseas	5.1	16.2	13.9	64.8
Coastal + Overseas	19.1	23.1	13.6	44.3
2007				
Coastal	8.8	15.2	13.4	62.6
Overseas	23.4	9.4	29.2	38.0
Coastal + Overseas	22.0	24.1	13.5	40.4

**Table 1.2 (Contd...)**  
**Share of Indian Tonnage - Age-wise (As on 31st December)**  
(in Percentage)

Year	Proportion of Indian Tonnage			
	Upto 5 Yrs.	6-15 Yrs.	16-20 Yrs.	Over 20 Yrs.
(1)	(2)	(3)	(4)	(5)
2008				
Coastal	9.0	16.5	9.2	65.3
Overseas	28.4	23.8	11.3	36.5
Coastal + Overseas	26.4	23.1	11.0	39.5
2009				
Coastal	10.8	16.2	9.2	63.7
Overseas	26.7	25.5	12.0	35.8
Coastal + Overseas	25.1	24.5	11.7	38.7
2010				
Coastal	12.2	14.6	10.2	63.0
Overseas	30.5	24.3	13.7	31.5
Coastal + Overseas	28.7	23.3	13.4	34.6
2011				
Coastal	13.9	13.9	8.2	64.1
Overseas	27.6	28.4	14.4	29.6
Coastal + Overseas	26.3	27.0	13.8	32.9
2012				
Coastal	15.8	16.0	5.4	62.8
Overseas	31.9	31.5	13.7	22.9
Coastal + Overseas	30.2	29.9	12.9	27.0
2013				
Coastal	17.8	18.2	5.4	58.6
Overseas	30.8	32.1	12.7	24.4
Coastal + Overseas	30.2	30.6	11.9	28.2
2014				
Coastal	18.8	17.0	6.6	57.6
Overseas	24.8	37.4	13.4	24.3
Coastal + Overseas	24.1	35.0	12.6	28.3
2015				
Coastal	26.7	17.7	6.7	48.9
Overseas	20.1	39.9	12.6	27.4
Coastal + Overseas	21.1	36.7	11.8	30.5

**Table 1.3**  
**Growth of Indian Fleet - By Type of Vessels (As on 31st December)**

(' 000GRT/' 000DWT )

Year	Item	Type of Vessels									Total
		Dry Cargo* Liner	Dry Cargo Bulk Carrier#	Oil Tanker@	Ore/oil Bulk Carrier	Passen- ger-cum- Cargo**	Off- shore Supply \$	Special- ised for Off-shore Services***	Timber Carrier		
(1)	(2)	(3)	(4)	(5)	(6)	(7)	(8)	(9)	(10)	(11)	
1994	No. of Vessels	112	117	86	3	14	74	27	4	437	
	GRT	637	2666	2613	172	68	91	83	16	6346	
	DWT	895	4518	4572	312	35	92	63	26	10513	
1995	No. of Vessels	119	135	93	3	16	73	27	4	470	
	GRT	620	3088	2867	171	68	89	83	16	7002	
	DWT	867	5229	5012	312	35	90	63	26	11634	
1996	No. of Vessels	133	136	94	3	16	71	27	4	484	
	GRT	648	3145	2842	171	61	86	83	16	7052	
	DWT	829	5311	4863	312	32	87	63	26	11523	
1997	No. of Vessels	139	128	92	3	16	68	26	4	476	
	GRT	634	2955	2881	171	60	83	78	16	6878	
	DWT	796	4991	4934	312	32	82	58	26	11231	
1998	No. of Vessels	149	122	96	3	16	69	26	3	484	
	GRT	615	2828	2950	171	61	73	76	11	6785	
	DWT	758	4774	5027	312	32	81	57	19	11060	
1999	No. of Vessels	165	116	106	3	23	68	27	2	510	
	GRT	652	2648	3348	171	76	73	77	8	7053	
	DWT	793	4452	5750	312	37	81	57	13	11495	
2000	No. of Vessels	198	117	107	4	24	69	28	2	549	
	GRT	591	2703	3218	200	76	74	83	8	6953	
	DWT	709	4548	5548	355	37	85	61	13	11356	
2001	No. of Vessels	201	119	108	4	27	69	27	2	557	
	GRT	488	2820	3220	200	79	74	79	18	6968	
	DWT	547	4779	5587	355	37	85	59	13	11462	
2002	No. of Vessels	279	90	105	2	35	73	31	2	617	
	GRT	467	2212	3172	95	86	78	89	8	6207	
	DWT	499	3711	5539	169	35	96	53	13	10115	

**Table 1.3 (Contd...)**  
**Growth of Indian Fleet - By Type of Vessels (As on 31st December)**

(' 000GRT/' 000DWT)

Year	Item	Type of Vessels									Total
		Dry Cargo* Liner	Dry Cargo Bulk Carrier#	Oil Tanker@	Ore/oil Bulk Carrier	Passen- ger-cum- Cargo**	Off- shore Supply \$	Special- ised for Off-shore Services***	Timber Carrier		
(1)	(2)	(3)	(4)	(5)	(6)	(7)	(8)	(9)	(10)	(11)	
2003	No. of Vessels	277	87	115	2	38	73	31	2	625	
	GRT	418	2053	3794	95	88	78	89	8	6623	
	DWT	435	3426	6644	169	34	96	53	13	10870	
2004	No. of Vessels	299	91	126	2	39	78	32	2	669	
	GRT	427	2068	4844	95	88	81	90	8	7701	
	DWT	422	3443	8483	169	35	97	54	13	12716	
2005	No. of Vessels	331	99	130	2	41	82	36	0	721	
	GRT	458	2462	4967	95	88	85	87	0	8243	
	DWT	436	4176	8655	169	34	100	52	0	13633	
2006	No. of Vessels	370	97	135	2	49	87	36	0	776	
	GRT	499	2403	5161	95	90	87	82	0	8417	
	DWT	459	4092	9020	169	219	102	57	0	14118	
2007	No. of Vessels	414	106	139	2	60	94	35	0	850	
	GRT	601	2867	5188	95	103	95	81	0	9030	
	DWT	602	4976	9048	169	38	111	47	0	14991	
2008	No. of Vessels	429	106	137	2	72	131	35	0	912	
	GRT	725	2879	5241	95	109	175	86	0	9310	
	DWT	758	4985	9150	169	39	207	47	0	15355	
2009	No. of Vessels	459	101	140	2	84	150	38	0	974	
	GRT	766	2756	5452	95	111	211	88	0	9479	
	DWT	779	4779	9590	169	39	224	50	0	15630	
2010	No. of Vessels	540	104	154	2	92	110	38	0	1040	
	GRT	1036	2801	5901	95	126	118	88	0	10165	
	DWT	1083	4860	10351	169	40	134	50	0	16687	
2011	No. of Vessels	592	123	159	2	93	115	38	0	1122	
	GRT	1078	3466	6076	95	129	129	88	0	11061	
	DWT	1099	4772	10453	169	40	134	50	0	16717	
2012	No. of Vessels	635	128	139	1	96	117	38	0	1154	
	GRT	1163	3331	5537	28	131	139	88	0	10417	
	DWT	1171	4450	9489	46	40	131	50	0	15377	

**Table 1.3 (Contd...)  
Growth of Indian Fleet - By Type of Vessels (As on 31st December)**

(' 000GRT/' 000DWT )

Year	Item	Type of Vessels									Total
		Dry Cargo* Liner	Dry Cargo Bulk Carrier#	Oil Tanker@	Ore/oil Bulk Carrier	Passen- ger-cum- Cargo**	Off- shore Supply \$	Special- ised for Off-shore Services***	Timber Carrier		
(1)	(2)	(3)	(4)	(5)	(6)	(7)	(8)	(9)	(10)	(11)	
2013	No. of Vessels	679	126	137	1	96	114	46	0	1199	
	GRT	1468	3043	5457	28	127	161	99	0	10383	
	DWT	1683	3841	9345	46	40	164	59	0	15179	
2014	No. of Vessels	684	127	135	1	97	111	49	0	1204	
	GRT	1544	2879	5413	28	162	182	101	0	10309	
	DWT	1797	3702	9248	46	45	197	58	0	15093	
2015	No. of Vessels	706	123	139	1	100	123	54	0	1246	
	GRT	1765	2629	5572	28	169	240	105	0	10508	
	DWT	2157	3330	9554	46	46	274	62	0	15469	

\* : Includes Cellular Containers, Tugs, Ro-Ro Vessels, Dredgers, Port Trusts & Maritime Boards, Barges, Bulk Carriers, Motor Launch, Motor Tanker, Motor Tender, MPSV, MSV, Container Ship, General Cargo, Hooper Dredger, Motorship and Supply Vessels.

@ : Includes Acid, LPG and Gas Carriers.

# : Includes Floating Cranes, Well Stimulation, AHTS and Electric Propulsion

\*\* : Includes Passenger Vessels, Passenger services, Pleasure Yachts, Yachts.

\$ : Includes Product Tankers .

\*\*\* : Includes Pilot Launch, Polar Satellite Vessels, Research Vessels, Utility Boats, Utility Craft, Utility Vessel, Crew Boats .



**Table 1.4**  
**Growth of Indian Fleet - By Size of Vessels ( As on 31st December )**

(' 000 GRT )

Year	Item	Size								Total
		Below 999	1000- 4999	5000- 9999	10000- 19999	20000- 34999	35000- 49999	50000- 84999	85000 & Above	
(1)	(2)	(3)	(4)	(5)	(6)	(7)	(8)	(9)	(10)	(11)
1994	No. of Vessels	101	89	17	111	74	28	15	2	437
	GRT	58	201	138	1585	1878	1163	1059	264	6346
1995	No. of Vessels	109	93	14	118	88	29	17	2	470
	GRT	61	205	107	1730	2220	1194	1221	264	7002
1996	No. of Vessels	115	94	17	117	94	24	22	1	484
	GRT	61	200	126	1737	2379	947	1462	140	7052
1997	No. of Vessels	119	93	14	111	92	25	21	1	476
	GRT	62	198	101	1667	2335	986	1389	140	6878
1998	No. of Vessels	130	100	14	98	95	25	21	1	484
	GRT	67	215	98	1472	2417	986	1390	140	6785
1999	No. of Vessels	148	103	14	101	94	24	25	1	510
	GRT	67	221	101	1524	2404	944	1652	140	7053
2000	No. of Vessels	176	119	15	92	98	30	19	-	549
	GRT	74	249	105	1401	2512	1196	1416	-	6953
2001	No. of Vessels	188	121	18	81	96	32	21	-	557
	GRT	78	252	127	1251	2470	1314	1476	-	6968
2002	No. of Vessels	270	131	21	63	84	27	21	-	617
	GRT	97	265	141	964	2168	1107	1465	-	6207
2003	No. of Vessels	275	134	21	59	76	28	32	-	625
	GRT	98	273	141	905	1972	1143	2091	-	6623
2004	No. of Vessels	302	137	22	58	82	24	44	-	669
	GRT	107	279	149	885	2127	936	3218	-	7701
2005	No. of Vessels	337	143	24	56	90	23	43	5	721
	GRT	118	286	163	861	2380	890	2774	769	8243
2006	No. of Vessels	369	168	23	52	87	27	45	5	776
	GRT	129	336	157	797	2265	1042	2919	772	8417
2007	No. of Vessels	407	186	28	53	88	35	48	5	850
	GRT	141	390	192	825	2305	1340	3126	711	9030
2008	No. of Vessels	443	203	34	53	92	35	46	6	912
	GRT	153	441	233	809	2426	1378	2996	874	9310
2009	No. of Vessels	487	226	38	47	85	37	47	7	974
	GRT	168	501	266	720	2274	1461	3053	1036	9479
2010	No. of Vessels	517	240	43	48	90	45	50	7	1040
	GRT	177	537	309	741	2429	1790	3208	974	10165
2011	No. of Vessels	561	259	46	46	98	50	54	8	1122
	GRT	188	579	330	700	2706	2020	3476	1062	11061
2012	No. of Vessels	588	288	48	39	86	45	52	8	1154
	GRT	198	616	343	583	2391	1873	3351	1062	10417
2013	No. of Vessels	610	312	50	37	85	47	50	8	1199
	GRT	204	655	357	541	2364	1965	3235	1062	10383
2014	No. of Vessels	612	317	51	34	84	50	48	8	1204
	GRT	202	670	362	496	2322	2083	3112	1062	10309
2015	No. of Vessels	623	338	55	37	90	49	46	8	1246
	GRT	201	714	392	544	2494	2031	2990	1142	10508

**Table 1.5**  
**Growth of Indian Fleet - By Age of Vessels (As on 31st December)**

Year	Item	Age Group ( in Years )					Total
		Upto 5	6 - 10	11 - 15	16 - 20	Over 20	
		(3)	(4)	(5)	(6)	(7)	
(1)	(2)	(3)	(4)	(5)	(6)	(7)	(8)
1994	No. of vessels	53	89	133	87	75	437
	GRT	1096	1161	1665	1727	697	6346
1995	No. of vessels	60	58	177	89	86	470
	GRT	1194	897	2330	1417	1164	7002
1996	No. of vessels	57	43	192	90	102	484
	GRT	942	921	2492	1305	1392	7052
1997	No. of vessels	53	45	172	96	110	476
	GRT	742	987	2313	1371	1465	6878
1998	No. of vessels	53	57	144	103	127	484
	GRT	708	1008	1941	1341	1787	6785
1999	No. of vessels	48	74	107	147	134	510
	GRT	647	1358	1384	1861	1803	7053
2000	No. of vessels	57	84	72	181	155	549
	GRT	425	1477	929	2358	1764	6953
2001	No. of vessels	60	80	59	195	163	557
	GRT	458	1215	912	2517	1866	6968
2002	No. of vessels	84	84	88	174	187	617
	GRT	487	766	1077	2024	1853	6207
2003	No. of vessels	74	85	94	162	210	625
	GRT	712	726	1116	2023	2046	6623
2004	No. of vessels	77	89	102	135	266	669
	GRT	834	808	1787	1906	2366	7701
2005	No. of vessels	103	93	101	125	299	721
	GRT	1420	661	1468	1610	3084	8243
2006	No. of vessels	89	109	108	86	384	776
	GRT	1607	636	1307	1142	3725	8417
2007	No. of vessels	126	120	113	92	399	850
	GRT	1983	851	1330	1219	3647	9030
2008	No. of vessels	162	119	113	105	413	912
	GRT	2458	916	1232	1029	3675	9310
2009	No. of vessels	194	126	113	112	429	974
	GRT	2376	1209	1115	1109	3670	9479
2010	No. of vessels	225	120	121	128	446	1040
	GRT	2917	1258	1110	1360	3520	10165
2011	No. of vessels	264	116	135	141	466	1122
	GRT	2909	1840	1147	1530	3635	11061
2012	No. of vessels	295	138	137	135	449	1154
	GRT	3149	2050	1061	1340	2817	10417
2013	No. of vessels	308	152	139	131	469	1199
	GRT	3052	2000	1174	1233	2924	10383
2014	No. of vessels	281	174	137	133	479	1204
	GRT	2487	2115	1493	1300	2914	10309
2015	No. of vessels	257	216	127	142	504	1246
	GRT	2213	2383	1474	1238	3200	10508

**Table No 1.6**

**Indian Fleet - By Type And Size of Vessels (As on 31st December 2015 )**

<i>Type/ Size</i>	<i>Below 1000 - 999</i>	<i>5000 - 4999</i>	<i>10000 - 9999</i>	<i>20000 - 19999</i>	<i>35000 - 34999</i>	<i>50000 - 49999</i>	<i>85000 - 84999</i>	<i>above</i>	<i>Total</i>
<i>(1)</i>	<i>(2)</i>	<i>(3)</i>	<i>(4)</i>	<i>(5)</i>	<i>(6)</i>	<i>(7)</i>	<i>(8)</i>	<i>(9)</i>	<i>(10)</i>
<b>ACID CARRIERS</b>									
<i>NO</i>	0	0	0	1	0	0	0	0	1
<i>GRT</i>	0	0	0	11712	0	0	0	0	11712
<b>AHTS</b>									
<i>NO</i>	0	6	0	0	1	0	0	0	7
<i>GRT</i>	0	12123	0	0	28823	0	0	0	40946
<b>BARGE</b>									
<i>NO</i>	2	41	1	0	0	0	0	0	44
<i>GRT</i>	575	63451	5522	0	0	0	0	0	69548
<b>BC</b>									
<i>NO</i>	0	5	0	0	2	5	0	0	12
<i>GRT</i>	0	9632	0	0	60064	203827	0	0	273523
<b>CELLULAR CONTAINER VESSEL</b>									
<i>NO</i>	1	2	5	7	5	0	0	0	20
<i>GRT</i>	756	9641	34553	102459	108567	0	0	0	255976
<b>CONTAINER SHIP</b>									
<i>NO</i>	0	0	1	1	1	0	0	0	3
<i>GRT</i>	0	0	8214	18602	29383	0	0	0	56199
<b>CREW BOAT</b>									
<i>NO</i>	6	0	0	0	0	0	0	0	6
<i>GRT</i>	372	0	0	0	0	0	0	0	372
<b>DREDGER</b>									
<i>NO</i>	6	16	15	0	0	0	0	0	37
<i>GRT</i>	3485	55691	105409	0	0	0	0	0	164585
<b>DRY CARGO BULK CARRIER</b>									
<i>NO</i>	4	32	3	7	37	24	3	1	111
<i>GRT</i>	1673	64781	19418	97417	1080773	988609	236233	88397	2577301
<b>DRY CARGO LINER</b>									
<i>NO</i>	20	59	8	2	0	2	0	1	92
<i>GRT</i>	10391	118912	58414	23996	0	87358	0	91651	390722

**Table No 1.6**

**Indian Fleet - By Type And Size of Vessels (As on 31st December 2015 )**

<i>Type/ Size</i>	<i>Below 1000 - 999</i>	<i>5000 - 4999</i>	<i>10000 - 9999</i>	<i>20000 - 19999</i>	<i>35000 - 34999</i>	<i>50000 - 49999</i>	<i>85000 - 84999</i>	<i>above</i>	<i>Total</i>
<i>(1)</i>	<i>(2)</i>	<i>(3)</i>	<i>(4)</i>	<i>(5)</i>	<i>(6)</i>	<i>(7)</i>	<i>(8)</i>	<i>(9)</i>	<i>(10)</i>
<b>ELECTRIC PROPULSION</b>									
<i>NO</i>	0	3	0	0	0	0	0	0	3
<i>GRT</i>	0	4447	0	0	0	0	0	0	4447
<b>ETHYLENE GAS CARRIER</b>									
<i>NO</i>	0	3	0	0	1	0	0	0	4
<i>GRT</i>	0	8727	0	0	22521	0	0	0	31248
<b>FLOATING CRANE</b>									
<i>NO</i>	0	1	0	0	0	0	0	0	1
<i>GRT</i>	0	2148	0	0	0	0	0	0	2148
<b>GENERAL CARGO SHIP</b>									
<i>NO</i>	0	1	0	0	0	0	0	0	1
<i>GRT</i>	0	1395	0	0	0	0	0	0	1395
<b>HOPPER DREDGER</b>									
<i>NO</i>	0	0	1	0	0	0	0	0	1
<i>GRT</i>	0	0	7905	0	0	0	0	0	7905
<b>LPG CARRIERS</b>									
<i>NO</i>	1	0	0	3	4	3	0	0	11
<i>GRT</i>	466	0	0	53916	111970	130890	0	0	297242
<b>MOTOR LAUNCH</b>									
<i>NO</i>	15	3	0	0	0	0	0	0	18
<i>GRT</i>	600	4863	0	0	0	0	0	0	5463
<b>MOTOR SHIP</b>									
<i>NO</i>	1	1	0	0	0	0	0	0	2
<i>GRT</i>	446	1226	0	0	0	0	0	0	1672
<b>MOTOR TANKERS</b>									
<i>NO</i>	1	0	0	0	0	0	0	0	1
<i>GRT</i>	999	0	0	0	0	0	0	0	999
<b>MOTOR TENDER</b>									
<i>NO</i>	2	0	0	0	0	0	0	0	2
<i>GRT</i>	150	0	0	0	0	0	0	0	150

**Table No 1.6**

**Indian Fleet - By Type And Size of Vessels (As on 31st December 2015 )**

<i>Type/ Size</i>	<i>Below 1000 - 999</i>	<i>5000 - 4999</i>	<i>10000 - 9999</i>	<i>20000 - 19999</i>	<i>35000 - 34999</i>	<i>50000 - 49999</i>	<i>85000 - 84999</i>	<i>above</i>	<i>Total</i>
<i>(1)</i>	<i>(2)</i>	<i>(3)</i>	<i>(4)</i>	<i>(5)</i>	<i>(6)</i>	<i>(7)</i>	<i>(8)</i>	<i>(9)</i>	<i>(10)</i>
<b>MPSV</b>									
<i>NO</i>	0	1	0	0	0	0	0	0	1
<i>GRT</i>	0	1354	0	0	0	0	0	0	1354
<b>MSV</b>									
<i>NO</i>	3	0	0	0	0	0	0	0	3
<i>GRT</i>	802	0	0	0	0	0	0	0	802
<b>OFFSHORE SUPPLY VESSEL</b>									
<i>NO</i>	55	65	0	0	0	0	0	0	120
<i>GRT</i>	35802	129089	0	0	0	0	0	0	164891
<b>OIL TANKER (CRUDE)</b>									
<i>NO</i>	1	0	3	3	19	7	29	4	66
<i>GRT</i>	40	0	19227	55117	514027	293935	1846281	638207	3366834
<b>OIL TANKER (PC)</b>									
<i>NO</i>	8	6	7	3	13	4	14	2	57
<i>GRT</i>	3061	15757	54176	46296	344904	169612	907852	323618	1865276
<b>ORE/OIL BULK CARRIERS</b>									
<i>NO</i>	0	0	0	0	1	0	0	0	1
<i>GRT</i>	0	0	0	0	28029	0	0	0	28029
<b>PASSENGER CUM CARGO</b>									
<i>NO</i>	22	8	3	4	0	0	0	0	37
<i>GRT</i>	6693	21989	26704	53848	0	0	0	0	109234
<b>PASSENGER SERVICE</b>									
<i>NO</i>	55	4	1	0	0	1	0	0	61
<i>GRT</i>	10391	7514	5938	0	0	35143	0	0	58986
<b>PILOT LAUNCH</b>									
<i>NO</i>	2	0	0	0	0	0	0	0	2
<i>GRT</i>	130	0	0	0	0	0	0	0	130
<b>PLEASURE YACHTS</b>									
<i>NO</i>	1	0	0	0	0	0	0	0	1
<i>GRT</i>	338	0	0	0	0	0	0	0	338

**Table No 1.6**  
**Indian Fleet - By Type And Size of Vessels (As on 31st December 2015 )**

<i>Type/ Size</i>	<i>Below 1000 - 999</i>	<i>5000 - 4999</i>	<i>10000 - 9999</i>	<i>20000 - 19999</i>	<i>35000 - 34999</i>	<i>50000 - 49999</i>	<i>85000 - 84999</i>	<i>above</i>	<i>Total</i>
<i>(1)</i>	<i>(2)</i>	<i>(3)</i>	<i>(4)</i>	<i>(5)</i>	<i>(6)</i>	<i>(7)</i>	<i>(8)</i>	<i>(9)</i>	<i>(10)</i>
<b>POLAR SATELLITE VESSEL</b>									
<i>NO</i>	0	1	0	0	0	0	0	0	1
<i>GRT</i>	0	3467	0	0	0	0	0	0	3467
<b>PORT TRUSTS &amp; MARITIME BOARDS VESSEL</b>									
<i>NO</i>	87	7	1	0	0	0	0	0	95
<i>GRT</i>	24058	12666	9123	0	0	0	0	0	45847
<b>PRODUCT TANKER</b>									
<i>NO</i>	0	0	0	0	3	0	0	0	3
<i>GRT</i>	0	0	0	0	75669	0	0	0	75669
<b>RESEARCH</b>									
<i>NO</i>	0	1	1	0	0	0	0	0	2
<i>GRT</i>	0	4154	6551	0	0	0	0	0	10705
<b>RO - RO CONTAINER VESSELS</b>									
<i>NO</i>	1	0	1	3	0	0	0	0	5
<i>GRT</i>	956	0	6942	47077	0	0	0	0	54975
<b>SPECIALISED VESSELS FOR OFFSHORE</b>									
<i>NO</i>	15	17	2	2	0	0	0	0	36
<i>GRT</i>	5641	48259	10928	22207	0	0	0	0	87035
<b>SUPPLY VESSEL</b>									
<i>NO</i>	4	33	1	1	1	0	0	0	40
<i>GRT</i>	1861	70460	6278	11121	30628	0	0	0	120348
<b>TUG</b>									
<i>NO</i>	303	20	1	0	2	3	0	0	329
<i>GRT</i>	90424	36688	5939	0	58673	122027	0	0	313751
<b>UTILITY BOAT</b>									
<i>NO</i>	1	0	0	0	0	0	0	0	1
<i>GRT</i>	15	0	0	0	0	0	0	0	15
<b>UTILITY CRAFT</b>									
<i>NO</i>	1	1	0	0	0	0	0	0	2
<i>GRT</i>	205	2200	0	0	0	0	0	0	2405

**Table No 1.6**

**Indian Fleet - By Type And Size of Vessels (As on 31st December 2015 )**

<b>Type/ Size</b>	<b>Below 1000 - 999</b>	<b>5000 - 4999</b>	<b>10000 - 9999</b>	<b>20000 - 19999</b>	<b>35000 - 34999</b>	<b>50000 - 49999</b>	<b>85000 - 84999</b>	<b>above</b>	<b>Total</b>
<b>(1)</b>	<b>(2)</b>	<b>(3)</b>	<b>(4)</b>	<b>(5)</b>	<b>(6)</b>	<b>(7)</b>	<b>(8)</b>	<b>(9)</b>	<b>(10)</b>
<b>UTILITY VESSEL</b>									
<i>NO</i>	4	0	0	0	0	0	0	0	4
<i>GRT</i>	875	0	0	0	0	0	0	0	875
<b>WELL STIMULATION VESSEL</b>									
<i>NO</i>	0	1	0	0	0	0	0	0	1
<i>GRT</i>	0	3753	0	0	0	0	0	0	3753
<b>YACHTS</b>									
<i>NO</i>	1	0	0	0	0	0	0	0	1
<i>GRT</i>	22	0	0	0	0	0	0	0	22
<b>TOTAL</b>									
<i>NO</i>	623	338	55	37	90	49	46	8	1246
<i>GRT</i>	201227	714387	391241	543768	2494031	2031401	2990366	1141873	10508294

**Table No 1.7**  
**Indian Fleet - By Type And Age of Vessels (As on 31st December, 2015 )**

<i>Type of Vessels</i>	<i>Upto 5 Yrs.</i>	<i>6-10 Yrs</i>	<i>11-15 Yrs</i>	<i>16-20 Yrs</i>	<i>Above 20 Yrs.</i>	<i>Total</i>
<i>(1)</i>	<i>(2)</i>	<i>(3)</i>	<i>(4)</i>	<i>(5)</i>	<i>(6)</i>	<i>(7)</i>
<b>ACID CARRIERS</b>						
<i>NO</i>	0	0	0	0	1	1
<i>GRT</i>	0	0	0	0	11712	11712
<b>AHTS</b>						
<i>NO</i>	6	0	0	0	1	7
<i>GRT</i>	38949	0	0	0	1997	40946
<b>BARGE</b>						
<i>NO</i>	34	7	0	3	0	44
<i>GRT</i>	54071	10399	0	5078	0	69548
<b>BC</b>						
<i>NO</i>	7	2	2	1	0	12
<i>GRT</i>	97500	68923	70541	36559	0	273523
<b>CELLULAR CONTAINER VESSEL</b>						
<i>NO</i>	1	0	2	5	12	20
<i>GRT</i>	756	0	15194	74792	165234	255976
<b>CONTAINER SHIP</b>						
<i>NO</i>	0	0	0	3	0	3
<i>GRT</i>	0	0	0	56199	0	56199
<b>CREW BOAT</b>						
<i>NO</i>	4	1	0	0	1	6
<i>GRT</i>	243	18	0	0	111	372
<b>DREDGER</b>						
<i>NO</i>	5	9	2	3	18	37
<i>GRT</i>	22179	49610	16098	9322	67376	164585
<b>DRY CARGO BULK CARRIER</b>						
<i>NO</i>	37	12	10	8	44	111
<i>GRT</i>	769716	451139	279400	116428	960618	2577301
<b>DRY CARGO LINER</b>						
<i>NO</i>	2	8	5	16	61	92
<i>GRT</i>	4313	113947	17324	47221	207917	390722



*Table No 1.7*

*Indian Fleet - By Type And Age of Vessels (As on 31st December, 2015 )*

<i>Type of Vessels</i>	<i>Upto 5 Yrs.</i>	<i>6-10 Yrs</i>	<i>11-15 Yrs</i>	<i>16-20 Yrs</i>	<i>Above 20 Yrs.</i>	<i>Total</i>
<i>(1)</i>	<i>(2)</i>	<i>(3)</i>	<i>(4)</i>	<i>(5)</i>	<i>(6)</i>	<i>(7)</i>
<b>ELECTRIC PROPULSION</b>						
<i>NO</i>	2	1	0	0	0	3
<i>GRT</i>	3352	1095	0	0	0	4447
<b>ETHYLENE GAS CARRIER</b>						
<i>NO</i>	0	0	0	0	4	4
<i>GRT</i>	0	0	0	0	31248	31248
<b>FLOATING CRANE</b>						
<i>NO</i>	1	0	0	0	0	1
<i>GRT</i>	2148	0	0	0	0	2148
<b>GENERAL CARGO SHIP</b>						
<i>NO</i>	1	0	0	0	0	1
<i>GRT</i>	1395	0	0	0	0	1395
<b>HOPPER DREDGER</b>						
<i>NO</i>	0	0	0	0	1	1
<i>GRT</i>	0	0	0	0	7905	7905
<b>LPG CARRIERS</b>						
<i>NO</i>	1	0	0	0	10	11
<i>GRT</i>	466	0	0	0	296776	297242
<b>MOTOR LAUNCH</b>						
<i>NO</i>	12	6	0	0	0	18
<i>GRT</i>	5268	195	0	0	0	5463
<b>MOTOR SHIP</b>						
<i>NO</i>	2	0	0	0	0	2
<i>GRT</i>	1672	0	0	0	0	1672
<b>MOTOR TANKERS</b>						
<i>NO</i>	0	0	0	1	0	1
<i>GRT</i>	0	0	0	999	0	999
<b>MOTOR TENDER</b>						
<i>NO</i>	2	0	0	0	0	2
<i>GRT</i>	150	0	0	0	0	150

**Table No 1.7**  
**Indian Fleet - By Type And Age of Vessels (As on 31st December, 2015 )**

<i>Type of Vessels</i>	<i>Upto 5 Yrs.</i>	<i>6-10 Yrs</i>	<i>11-15 Yrs</i>	<i>16-20 Yrs</i>	<i>Above 20 Yrs.</i>	<i>Total</i>
<i>(1)</i>	<i>(2)</i>	<i>(3)</i>	<i>(4)</i>	<i>(5)</i>	<i>(6)</i>	<i>(7)</i>
<b>MPSV</b>						
<i>NO</i>	1	0	0	0	0	1
<i>GRT</i>	1354	0	0	0	0	1354
<b>MSV</b>						
<i>NO</i>	1	0	0	1	1	3
<i>GRT</i>	320	0	0	342	140	802
<b>OFFSHORE SUPPLY VESSEL</b>						
<i>NO</i>	29	14	4	8	65	120
<i>GRT</i>	61502	26514	5590	12711	58574	164891
<b>OIL TANKER (CRUDE)</b>						
<i>NO</i>	12	13	12	10	19	66
<i>GRT</i>	676327	941975	646525	508538	593469	3366834
<b>OIL TANKER (PC)</b>						
<i>NO</i>	8	12	5	8	24	57
<i>GRT</i>	303729	621886	226142	255561	457958	1865276
<b>ORE/OIL BULK CARRIERS</b>						
<i>NO</i>	0	0	1	0	0	1
<i>GRT</i>	0	0	28029	0	0	28029
<b>PASSENGER CUM CARGO</b>						
<i>NO</i>	2	12	4	1	18	37
<i>GRT</i>	11664	14616	1822	14239	66893	109234
<b>PASSENGER SERVICE</b>						
<i>NO</i>	3	19	11	3	25	61
<i>GRT</i>	8504	2829	4199	466	42988	58986
<b>PILOT LAUNCH</b>						
<i>NO</i>	2	0	0	0	0	2
<i>GRT</i>	130	0	0	0	0	130
<b>PLEASURE YACHTS</b>						
<i>NO</i>	1	0	0	0	0	1
<i>GRT</i>	338	0	0	0	0	338

**Table No 1.7**  
**Indian Fleet - By Type And Age of Vessels (As on 31st December, 2015 )**

<i>Type of Vessels</i>	<i>Upto 5 Yrs.</i>	<i>6-10 Yrs</i>	<i>11-15 Yrs</i>	<i>16-20 Yrs</i>	<i>Above 20 Yrs.</i>	<i>Total</i>
<i>(1)</i>	<i>(2)</i>	<i>(3)</i>	<i>(4)</i>	<i>(5)</i>	<i>(6)</i>	<i>(7)</i>
<b>POLAR SATELLITE VESSEL</b>						
<i>NO</i>	1	0	0	0	0	1
<i>GRT</i>	3467	0	0	0	0	3467
<b>PORT TRUSTS &amp; MARITIME BOARDS VESSEL</b>						
<i>NO</i>	2	9	16	20	48	95
<i>GRT</i>	663	2880	11864	5796	24644	45847
<b>PRODUCT TANKER</b>						
<i>NO</i>	0	0	1	2	0	3
<i>GRT</i>	0	0	23680	51989	0	75669
<b>RESEARCH</b>						
<i>NO</i>	2	0	0	0	0	2
<i>GRT</i>	10705	0	0	0	0	10705
<b>RO - RO CONTAINER VESSELS</b>						
<i>NO</i>	0	0	0	0	5	5
<i>GRT</i>	0	0	0	0	54975	54975
<b>SPECIALISED VESSELS FOR OFFSHORE</b>						
<i>NO</i>	0	2	4	2	28	36
<i>GRT</i>	0	6077	3808	375	76775	87035
<b>SUPPLY VESSEL</b>						
<i>NO</i>	4	24	3	1	8	40
<i>GRT</i>	37183	47326	4168	1969	29702	120348
<b>TUG</b>						
<i>NO</i>	66	64	45	46	108	329
<i>GRT</i>	94165	23406	119108	39618	37454	313751
<b>UTILITY BOAT</b>						
<i>NO</i>	0	1	0	0	0	1
<i>GRT</i>	0	15	0	0	0	15
<b>UTILITY CRAFT</b>						
<i>NO</i>	1	0	0	0	1	2
<i>GRT</i>	205	0	0	0	2200	2405

*Table No 1.7*

*Indian Fleet - By Type And Age of Vessels (As on 31st December, 2015 )*

<i>Type of Vessels</i>	<i>Upto 5 Yrs.</i>	<i>6-10 Yrs</i>	<i>11-15 Yrs</i>	<i>16-20 Yrs</i>	<i>Above 20 Yrs.</i>	<i>Total</i>
<i>(1)</i>	<i>(2)</i>	<i>(3)</i>	<i>(4)</i>	<i>(5)</i>	<i>(6)</i>	<i>(7)</i>
<b>UTILITY VESSEL</b>						
<i>NO</i>	4	0	0	0	0	4
<i>GRT</i>	875	0	0	0	0	875
<b>WELL STIMULATION VESSEL</b>						
<i>NO</i>	0	0	0	0	1	1
<i>GRT</i>	0	0	0	0	3753	3753
<b>YACHTS</b>						
<i>NO</i>	1	0	0	0	0	1
<i>GRT</i>	22	0	0	0	0	22
<b>TOTAL</b>						
<i>NO</i>	257	216	127	142	504	1246
<i>GRT</i>	2213331	2382850	1473492	1238202	3200419	10508294

**Table 1.8**  
**Indian Fleet - By Age And Size of Vessels (As on 31st December, 2015 )**

<i>Age/ Size</i>	<i>Below 999</i>	<i>1000 - 4999</i>	<i>5000 - 9999</i>	<i>10000 - 19999</i>	<i>20000 - 34999</i>	<i>35000 - 49999</i>	<i>50000 - 84999</i>	<i>85000 above</i>	<i>Total</i>
<i>(1)</i>	<i>(2)</i>	<i>(3)</i>	<i>(4)</i>	<i>(5)</i>	<i>(6)</i>	<i>(7)</i>	<i>(8)</i>	<i>(9)</i>	<i>(10)</i>
<b>Upto 5 Yrs.</b>									
<i>NO</i>	95	110	10	2	14	17	8	1	257
<i>GRT</i>	29298	211674	70512	31031	450520	743507	511470	165319	2213331
<b>6 to 10 Yrs.</b>									
<i>NO</i>	114	58	9	0	11	10	8	6	216
<i>GRT</i>	32043	131755	67999	0	338041	415988	512121	884903	2382850
<b>11 to 15 Yrs.</b>									
<i>NO</i>	72	16	9	0	13	6	11	0	127
<i>GRT</i>	21613	31066	66940	0	372134	235898	745841	0	1473492
<b>16 to 20 Yrs.</b>									
<i>NO</i>	76	29	8	3	14	3	9	0	142
<i>GRT</i>	20629	54835	59474	51443	353348	113786	584687	0	1238202
<b>Above 20 Yrs.</b>									
<i>NO</i>	266	125	19	32	38	13	10	1	504
<i>GRT</i>	97644	285057	126316	461294	979988	522222	636247	91651	3200419
<b>TOTAL</b>									
<i>NO</i>	623	338	55	37	90	49	46	8	1246
<i>GRT</i>	201227	714387	391241	543768	2494031	2031401	2990366	1141873	10508294

**Table 1.9**

**Tonnage of Indian Fleet- By company as on 31st December, 2015**

<i>Sl No</i>	<i>Name of the Company</i>	<i>No. of Vessels</i>	<i>Total GRT</i>	<i>Total DWT</i>
<i>(1)</i>	<i>(2)</i>	<i>(3)</i>	<i>(4)</i>	<i>(5)</i>
1	A.K. SHIP MGMT.& SERVICES	1	374	147
2	A.K. SHIPPING PVT LTD.	2	4920	5984
3	ABG SHIPPING LTD.	2	3748	5259
4	ABS MARINE SERVICES PVT. LTD.	1	1995	1700
5	ABYSS OFFSHORE, MUMBAI	1	78	0
6	ACADEMY OF MARINE EDUCATION & TRAINING	1	16546	0
7	ACE RESOURCES & SOLUTION PVT. LTD.	1	1986	3500
8	ADANI PORT LTD.	6	2508	821
9	ADANI PORTS & SPECIAL ECONOMIC ZONE LTD.	2	979	1529
10	ADEL SHIPPING & LOGISTICS LTD.	2	972	252
11	ADMN. OF U.T. OF LAKSHSDWEEP	19	29766	8007
12	AEGIS BUSINESS LTD.	1	30447	52261
13	AERO SHIPPING SERVICES	1	18	0
14	AEROMARINE EQUIPMENT SUPPLY PVT. LTD	1	15	0
15	AFFABLE FISHERIES PVT. LTD.	1	281	0
16	AHILIBAI SARDESAI MINING & EARTHMOVING	1	2257	0
17	AJWA LOGISTICS PVT. LTD.	1	121	0
18	AKTHER HUSAIN MERCHANT	1	472	700
19	ALBATROSS MARINE SERVUCES	1	307	0
20	ALBATROSS SH. LTD.	1	273	214
21	ALBATROSS SHIPPING AGENCIES	1	1310	1809
22	ALL CARGO SHIPPING CO. LTD.	3	15966	12885
23	AMBUJA CEMENT	10	23782	30460
24	AMIC TECHNOCONS LTD.	1	199	350
25	AMIT SHIP MANAGEMENT LTD.	2	764	0
26	AMMA LINES LTD.	1	11625	16500
27	ANDAMAN & NICOBAR ADMINISTRATION	15	70993	28061
28	ANDAMAN LAKSHADWEEP ADMINISTRATION	1	179	0

**Table 1.9 (Contd....)**

**Tonnage of Indian Fleet- By company as on 31st December, 2015**

<i>Sl No</i>	<i>Name of the Company</i>	<i>No. of Vessels</i>	<i>Total GRT</i>	<i>Total DWT</i>
<i>(1)</i>	<i>(2)</i>	<i>(3)</i>	<i>(4)</i>	<i>(5)</i>
29	ANJAN SHIPPING PVT. LTD.	1	382	112
30	APEEJAY CHARTER PVT. LTD	1	39	0
31	APEEJAY SHIPPING LTD.	7	241821	359219
32	ARC MARINE PVT LTD	7	2292	2068
33	ARCADIA SHIPPING CO. LTD.	3	76842	102400
34	ARDESHIR & CURSETJEE LTD.	2	207	0
35	ARKEY SEA LOGISTICS LTD.	3	4434	0
36	ARYA SHIP CHARTERES PVT. LTD	1	11246	16705
37	ARYA TANKERS PVT. LTD.	2	51262	80435
38	ARYA VOYAGERS PVT. LTD.	1	22181	35024
39	ASIAN MARINE SUPPLIER	1	104	0
40	ASIANOL SHIPPING LTD.	2	3248	5758
41	ASM SHIPPING LTD.	1	18101	30990
42	ASSOCIATED MARITIME PVT. LTD.	1	1090	2052
43	ATLANTIC SHIPPING PVT. LTD	2	4173	5622
44	ATLAS OFFSHORE SERVICES PVT. LTD.	1	297	1018
45	AYSHA SHIPPING COMPANY, A&N ISLANDS	1	320	0
46	B.DEVCHAND & SONS SHIPPING P. LTD	1	1395	2200
47	BAKER HUGHES OILFIELD SERVICES INDIA PVT.	1	3753	0
48	BALLAST HAM DREDGING INDIA PVT LTD.	1	467	0
49	BANGAR SHIPPING & LOGISTICS	1	4317	4497
50	BAPUS SHIPPING JAMNAGAR PVT. LTD.	1	113	0
51	BHAMBHANI SHIPPING PVT. LTD.	1	867	1060
52	BHARAT HOTEL LTD.	1	37	0
53	BHARAT MARINES CO. INDIA LTD CHENNAI	1	6013	8447
54	BHARATI MARITIME SERVICES PVT. LTD.	1	144	119
55	BHOIR SAND & ALLIED INDUS. PVT. LTD.	2	461	0
56	BIZCARE SERVICES PVT. LTD.	1	202	0

*Table 1.9 (Contd....)*

*Tonnage of Indian Fleet- By company as on 31st December, 2015*

<i>Sl No</i>	<i>Name of the Company</i>	<i>No. of Vessels</i>	<i>Total GRT</i>	<i>Total DWT</i>
<i>(1)</i>	<i>(2)</i>	<i>(3)</i>	<i>(4)</i>	<i>(5)</i>
57	BLUE OCEAN SEA TRANSPORT LTD	2	965	1546
58	BLUEFIN MARINE INDUSTRIES	1	108	0
59	BOMBAY MARINE ENGG. WORKS LTD.	1	499	700
60	BULK TAINER SHIPPING LTD.	2	7944	9124
61	CAMBAY MARINE INT. PVT. LTD.	1	456	442
62	CAN OFF-SHORE PVT. LTD.	5	1530	1264
63	CANARA MOTOR LAUNCH SERVICES	1	70	0
64	CASTLE SHIPS PVT. LTD.	2	5805	9462
65	CHAMBAL FERTILIZERS & CHEMICAL	6	342002	623836
66	CHANDRA SHIP MANAGEMENT PVT. LTD.	3	944	0
67	CHENNAI PORT TRUST	11	6989	0
68	CHOWGULE & COMPANY PVT. LTD.	3	4722	5754
69	CHOWGULE STEAMSHIPS CO. LTD.	2	41489	65480
70	COAST LINE SERVICES (INDIA) PVT. LTD.	4	4355	6352
71	COASTAL MARINE COAST & ENGG. LTD.	5	3650	2041
72	COASTAL SEAWAYS (ISLAND) PVT. LTD.	1	255	50
73	COCHIN PORT TRUST	5	3954	2308
74	COMPASS SHIPPING AGENCY	1	195	0
75	CONTINENTAL RADIANCE OFFSHORE LTD	2	4602	3366
76	COUNCIL OF SCIENTIFIC &Industr. RESEARC	1	2661	800
77	CRAFTWAY ENGINEERS LTD.	3	216	16
78	CREATIVE GAMING SOLUTIONS PVT. LTD.	1	2544	0
79	CROWN MARITIME CO. LTD.	1	264	0
80	CRYSTAL SHIPPING	1	172	51
81	D.G.LIGHT HOUSES & LIGHTSHIPS	4	5948	3108
82	DAMANIA SHIPPING LTD.	1	481	45
83	DAMODAR MARINE SERVICE	1	487	737
84	DANIEL ENG. WORKS & SHIP REPAIRS	1	850	1000



*Table 1.9 (Contd....)*

*Tonnage of Indian Fleet- By company as on 31st December, 2015*

<i>Sl No</i>	<i>Name of the Company</i>	<i>No. of Vessels</i>	<i>Total GRT</i>	<i>Total DWT</i>
<i>(1)</i>	<i>(2)</i>	<i>(3)</i>	<i>(4)</i>	<i>(5)</i>
85	DELTA MARITME & INDUS. SKILL TRNG INST. P.	1	119	0
86	DEPARTMENT OF OCEAN DEVELOPMENT	3	4582	1605
87	DEPT. OF ANIMAL HUSBANDRY & DAIRYING	1	785	0
88	DESHPRABHU RESOURCES, GOA	1	1320	0
89	DHARTI DREDGING & INFRA. LTD.	1	259	281
90	DIPLOMAT MARINE	1	1221	1149
91	DIR. OF PORTS, THIRUANANTHAPURAM	1	157	113
92	DIR. OF SHIPPING SERVICES, PORT BLAIR	1	124	9
93	DIRECTOR OF SHIPPING SERVICES, A&N	4	2189	500
94	DOEHLE DANUATIC (I) PVT. LTD.	1	28226	45999
95	DOLPHIN OFFSHORE LTD.	7	2254	1377
96	DREDGING CORPORATION OF INDIA LTD.	18	88531	60372
97	DUKE OFFSHORE LTD.	1	111	0
98	E.N. PVT. LTD.	2	148	0
99	EASTERN BULK CO.LTD.	1	2612	3578
100	EASTERN NAVIGATION PVT. LTD.	1	117	0
101	ELCOME SURVEYS LTD.	1	392	469
102	ELLON HINENGO LTD.	5	4274	7772
103	EPSOM SHIPPING (I)PVT LTD.	2	4388	5166
104	ESSAR BULK TERMINALS LTD	1	4382	5236
105	ESSAR CONSTRUCTION (INDIA) LIMITED	1	97	136
106	ESSAR LOGISTICS LTD.	5	1564	611
107	ESSAR OFFSHORE SUBSEA LTD.	1	482	0
108	ESSAR SH. PORT & LOGISTICS LTD.	2	226456	281396
109	ESSAR SHIPPING LTD.	18	227519	262494
110	ESSAR STEEL LTD.	1	293	0
111	EVERETT (INDIA) PVT. LTD.	1	2305	3388
112	EVERSUN SPARKLE	1	262	78

**Table 1.9 (Contd....)**

**Tonnage of Indian Fleet- By company as on 31st December, 2015**

<i>Sl No</i>	<i>Name of the Company</i>	<i>No. of Vessels</i>	<i>Total GRT</i>	<i>Total DWT</i>
<i>(1)</i>	<i>(2)</i>	<i>(3)</i>	<i>(4)</i>	<i>(5)</i>
113	FINOLEX INDUSTRIES LTD.	1	204	144
114	FIVE STAR BULK CARRIERS PVT LTD	4	205881	228434
115	FUGRO SURVEY (I) PVT. LTD.	1	494	509
116	GAL OFFSHORE SHIPPING CO. LTD.	1	640	0
117	GALLEON SHIPPING LTD.	2	3184	4352
118	GARUDA CARRIERS & SHIPPING(P) LTD.	3	4593	7636
119	GARWARE OFFSHORE SERVICES LTD	6	10061	11941
120	GATI COAST TO COAST	2	10086	12763
121	GATI LTD	2	11422	15541
122	GAUTAM FREIGHT LTD.	1	298	405
123	GENERAL MARINE SERVICES	1	252	0
124	GEOLOGICAL SURVEY OF INDIA LTD.	4	9493	5694
125	GLOBAL OFFSHORE SERVICES LTD	2	4474	5260
126	GLOBAL UNITED SHIPPING INDIA PVT. LTD.	3	79411	128009
127	GLORY SHIP MANAGEMENT PVT. LTD.	6	2484	2105
128	GOA COASTAL RESORTS & RECREATION PVT. L	1	3546	320
129	GOA GULF CLUB PVT. LTD.	1	2394	0
130	GOA SHIPYARD LTD.	1	121	0
131	GODREJ & BOYCE MFG. LTD.	1	22	4
132	GOOD EARTH MARITIME LTD.	1	31734	55882
133	GOVERNMENT OF KERALA	1	402	0
134	GREAT EASTERN SHIPPING CO. LTD.	32	1340274	2015273
135	GREAT OFFSHORE LTD.	31	43037	48451
136	GREAT SEA SHIPPING (P) LTD.	1	756	1000
137	GREAT SHIP (INDIA) LTD.	17	43876	32308
138	GREAT UNITED ENERGY PVT. LTD.	1	2145	0
139	GREENWICH SHIPPING	1	1484	2287
140	GUJARAT ADANI PORT	2	472	35

**Table 1.9 (Contd....)**

**Tonnage of Indian Fleet- By company as on 31st December, 2015**

<i>Sl No</i>	<i>Name of the Company</i>	<i>No. of Vessels</i>	<i>Total GRT</i>	<i>Total DWT</i>
<i>(1)</i>	<i>(2)</i>	<i>(3)</i>	<i>(4)</i>	<i>(5)</i>
141	GUJARAT MARITIME BOARD LTD.	18	2753	194
142	HAL OFFSHORE LTD	2	5788	6657
143	HAUERS LINES LTD.	1	298	957
144	HEDE FERROMINAS(P) LTD.	2	1332	1686
145	HIND OFFSHORE	10	12492	5245
146	HINDUSTAN MARINE CARRIERS	1	1250	0
147	HOLLY OFFSHORE LOGISTICS	1	223	0
148	HOTEL LEELA VENTURE LTD	1	722	0
149	I MARINE INFRATECH (I) PVT. LTD.	3	700	180
150	IMPERIAL CLASSIC SHIPPING LTD.	1	1359	0
151	INDIAN OCEAN SHIPPING PVT. LTD.	2	50306	78425
152	INDUS MARINE PVT. LTD.	1	129	0
153	INTERNATIONAL SEAPORT DREDGING PVT LTD.	1	7905	12948
154	ISPAT INDUSTRIES LTD.	2	17411	29212
155	ITT LINES PVT. LTD.	2	2599	3505
156	ITT SHIPPING PVT. LTD.	3	3594	3374
157	J.D. LOGISTICS	2	156	0
158	JADWET TRADING COMPANY	1	40	0
159	JAISU SHIPPING CO. LTD.	10	18652	8758
160	JAWAHARLAL NEHRU PORT TRUST	7	1114	0
161	JAYESH SHIPPING PVT LTD.	4	3534	3297
162	JESIA MISTRY AGENCIES PVT.LTD.	1	91	0
163	JINDAL ITF LTD.	17	59191	104056
164	JINDAL WATERWAYS LTD.	5	31456	30169
165	JMD SHIPPING SERVICES	1	41	0
166	K. RAGHU PATHI RAO (RAGHU)	1	65	0
167	K.C.MARITIME (I) LTD.	1	11262	0
168	K.DESAI & COMPANY	1	181	0

*Table 1.9 (Contd....)*

*Tonnage of Indian Fleet- By company as on 31st December, 2015*

<i>Sl No</i>	<i>Name of the Company</i>	<i>No. of Vessels</i>	<i>Total GRT</i>	<i>Total DWT</i>
<i>(1)</i>	<i>(2)</i>	<i>(3)</i>	<i>(4)</i>	<i>(5)</i>
169	KANDLA PORT TRUST	11	1973	663
170	KARINA TOURISM & ADVENTURES PVT. LTD.	1	338	47
171	KEI-RSOS MARITIME LTD.	16	6408	4555
172	KIN-SHIP SERVICES PVT. LTD.	1	4317	4499
173	KNK SHIP MANAGEMENT	1	390	0
174	KOLKATTA PORT TRUST	12	16329	11742
175	KONDO SYOKAI LEISURE INDIA PVT	1	21	6
176	KRISHNA MARITECH	1	3133	4354
177	KSINC	1	135	0
178	L & T SAPURA SHIPPING PVT. LTD.	1	30628	0
179	LAKSHADWEEP DEVELOPMENT CORPN. LTD.	2	964	387
180	LAKSHADWEEP HARBOUR WORKS, COCHIN	1	75	0
181	LAL ASHOK KUMAR HARIDAS & LAL JITENDRA K	1	181	115
182	LEWEK ALTER SHIPPING	2	6216	0
183	LIFT & SHIFT INDIA PVT. LTD.	2	446	0
184	M. GANGADHAR RAO	1	36	0
185	M. PALLONJI LOGISTICS PVT. LTD.	5	7703	43552
186	M. PALLONJI SHIPPING PVT. LTD.	2	40559	76775
187	M.P. RECYCLING CO. PVT. LTD.	1	20378	29990
188	MAJU MARINE SERVICE	1	322	500
189	MAK LOGISTICS PVT. LTD.	4	3114	4038
190	MARINE INFRASTRUCTURE LTD.	1	2148	0
191	MEENAKSHI FISHING & TRADING CO.	1	349	82
192	MERCATOR LINES LTD.	20	635257	996259
193	MODEST INFRASTRUCTURE LTD.	1	1226	0
194	MODEST OFFSHORE SERVICES LTD.	1	66	0
195	MOHAMMED REFIQUE, A&N ISLANDS	1	342	0
196	MORMUGAO PORT TRUST	4	838	0

*Table 1.9 (Contd....)*

*Tonnage of Indian Fleet- By company as on 31st December, 2015*

<i>Sl No</i>	<i>Name of the Company</i>	<i>No. of Vessels</i>	<i>Total GRT</i>	<i>Total DWT</i>
<i>(1)</i>	<i>(2)</i>	<i>(3)</i>	<i>(4)</i>	<i>(5)</i>
197	MRS. ISHRAT JAHAN W/O MR. RIAZ KHAN	1	140	15
198	MUMBAI PORT TRUST	7	2648	0
199	MUNDRA PORT AND SPECIAL ECONOMIC ZONE	14	10686	2904
200	MUSTAN TAHDERBHAI KHANBHAI	1	1310	1817
201	N.S. GUZDER & COMPANY LTD.	1	498	0
202	NATIONAL INSTITUTE OF OCEAN TECHNOLOGY	2	5927	407
203	NATIONAL INSTITUTE OF OCEANOGRAPHY, GO	2	4863	1497
204	NATWAR PAREKH INDUSTRIES	1	956	1386
205	NAUTEX MARITIME PVT. LTD	1	174	0
206	NAVAYUGA ENGINEERING CO. LTD	2	11127	14794
207	NEW ERA SHIPPING LTD. GOA	2	3186	4320
208	NEW MANGALORE PORT TRUST	4	1594	484
209	NIKHIL KUMAR DHALI	1	189	0
210	OCEAN DIVING CENTRE LTD	1	380	593
211	OCEAN SPARKLE LTD.	55	20910	7641
212	OFFSHORE INTERNATIONAL LOGISTICS	1	229	0
213	OIL & NATURAL GAS COMM. LTD.	26	67506	53092
214	ORIENT EXPRESS SHIP MANAGEMENT	2	25544	34309
215	ORION AGENCIES LTD.	1	1188	1856
216	ORION MARITIME PVT. LTD.	2	598	533
217	ORION OFFSHORE SERVICES PVT LTD.	2	720	543
218	P. SURYA RAO	1	59	0
219	PALLONI PVT. LTD.	1	1926	3150
220	PARADIP PORT TRUST	1	284	691
221	PARKKOT MARITIME AGENCIES	3	3784	2048
222	PCL SHIPPING PVT. LTD	1	38877	75477
223	PEARL SHIPS LTD.	1	23797	39316
224	PENINSULAR TANKERS PVT. LTD., MUMBAI	1	8228	15037

**Table 1.9 (Contd....)**

**Tonnage of Indian Fleet- By company as on 31st December, 2015**

<i>Sl No</i>	<i>Name of the Company</i>	<i>No. of Vessels</i>	<i>Total GRT</i>	<i>Total DWT</i>
<i>(1)</i>	<i>(2)</i>	<i>(3)</i>	<i>(4)</i>	<i>(5)</i>
225	PFS SHIPPING INDIA LTD.	5	75817	139080
226	PIDILITE IND. LTD.	1	45	14
227	PIL (INDIA) PVT. LTD	1	7683	10728
228	PILLONJI LOGISTICS LTD.	5	7688	12340
229	POLESTAR MARITIME LTD.	12	3268	786
230	POOMPUHAR SHIPPING COPN. LTD.	3	83984	119961
231	PRANIK SHIPPING & SERVICES LTD.	1	1874	2849
232	PRATIBHA SHIPPING LTD.	9	281543	470120
233	PRINCE MARINE TRANSPORT SERVICES	10	5271	1799
234	PROSPECTS SHIPPING PVT LTD.	1	14441	17550
235	R. M. SHIPPING PVT. LTD.	8	223	20
236	RADIANT SHIPPING LTD.	4	90551	149366
237	RAJ SHIPPING AGENCIES LTD.	9	7153	7904
238	RAJMAHENDRI OIL FIELD SERVICES P LTD.	2	183	0
239	RAMESH BABA SUVAMA	1	314	0
240	RAREFIELD SHIPPING PVT. LTD.	1	7662	0
241	REACON ENGINEERS(INDIA) PVT. LTD.	3	845	2290
242	RELIANCE INDUSTRIES LTD.	26	16797	12330
243	RESHAMSINGH & CO. PVT LTD.	2	298	0
244	RSOS - R.K.KATADI	1	55	31
245	S. SURYA RAO	1	159	0
246	S.K.S. SHIP LTD.	2	24	0
247	S.R. OFFSHORE P. LTD.	6	5107	3872
248	S.S. OFFSHORE PVT. LTD.	3	714	623
249	SADHAV SHIPPING LTD.	4	4603	4448
250	SADHNA TECH. WORKS PVT. LTD.	1	193	0
251	SAFE & SURE MARINE INT. PVT. LTD.	2	1931	3021
252	SAHARA INDIA TOURISM DEV. CORPN. LTD	1	35143	4514

*Table 1.9 (Contd....)*

*Tonnage of Indian Fleet- By company as on 31st December, 2015*

<i>Sl No</i>	<i>Name of the Company</i>	<i>No. of Vessels</i>	<i>Total GRT</i>	<i>Total DWT</i>
<i>(1)</i>	<i>(2)</i>	<i>(3)</i>	<i>(4)</i>	<i>(5)</i>
253	SAHARA SHIPPING PVT. LTD	1	78	24
254	SAIBHYA SHIPPING AGRO-MARINE P. LTD	1	267	100
255	SAKTHI SHIPPING SERVICES (I) PVT. LTD.	2	4163	5841
256	SALGAOCAR MINING LTD.	2	35175	58918
257	SALGAONKAR ENGINEERS PVT. LTD.	1	12519	17529
258	SAMBHULINGAM MARINE SERVICES	1	317	0
259	SAMRAT ASIA MARITIME LTD.	1	1874	2350
260	SAMSON MARITIME LTD.	19	24225	13831
261	SAMUDRIKA LOGISTICS PVT. LTD.	1	275	290
262	SAN MARINE	1	174	0
263	SANMAR SHIPPING LTD.	6	190122	330946
264	SAURASHTRA FUELS PVT. LTD.	2	3672	5560
265	SCI FORBES LIMITED	4	34500	52489
266	SEA RIDES SHIP MANAGEMENT	1	1011	1142
267	SEA SPARKLE HARBOUR SERVICES LTD	4	1277	558
268	SEABRIDGE MARITIME AGENCIES PVT. LTD.	1	125	0
269	SEAGULL DREDGING PVT. LTD. MUMBAI	1	71	0
270	SEALAND SHIPPING & EXPORTS PVT.LTD.	1	2233	3881
271	SEALION SPARKLE MARITIME SERVI	5	1330	394
272	SEALION SPARKLE PORT & TERMINAL SERVICE	3	1044	392
273	SEAPORT LOGISTICS PVT. LTD	3	3799	0
274	SEASHORES INFRA LOGISTICS	1	269	115
275	SEASPAN SHIPPING LTD.	1	643	139
276	SEATRANS SHIPPING CORPN. LTD.	1	42	0
277	SEAWAYS SHIPPING LIMITED	2	23996	28280
278	SESA GOA LTD.	1	46314	80000
279	SESA SHIPPING(P) LTD.	1	121	0
280	SESA STERLITE LTD.	1	5522	3519

*Table 1.9 (Contd....)*

*Tonnage of Indian Fleet- By company as on 31st December, 2015*

<i>Sl No</i>	<i>Name of the Company</i>	<i>No. of Vessels</i>	<i>Total GRT</i>	<i>Total DWT</i>
<i>(1)</i>	<i>(2)</i>	<i>(3)</i>	<i>(4)</i>	<i>(5)</i>
281	SETHUSAMUDRAM CORP.TD., CHENNAI	11	311	0
282	SETRANS SHIPPING LTD.	1	249	184
283	SEVEN ISLAND SHIPPING LTD	8	212494	316481
284	SHAHI SHIPPING LTD.	1	121	0
285	SHANTI SHIPPING CO.(P) LTD	1	760	830
286	SHIPPING CORPN. OF INDIA	74	3326004	5553625
287	SHIV SHIPPING SERVICES	1	1583	2000
288	SHIV VANI OIL & GAS EXPLORATION	1	174	46
289	SHIVA MARKETING LTD.	1	157	0
290	SHREE KRISHNA QUARRY PVT. LTD.	1	708	0
291	SHREE KRISHNA STEVEDON PVT. LTD.	5	7612	10924
292	SHREE SAGAR STEVEDORE	1	1066	0
293	SHREE VARALAKSHMI OFFSHORE SERVICES	1	69	0
294	SHREEJI SHIPPING SERVICES (INDIA) LTD.	3	3139	3761
295	SHREYAS SHIPPING & LOGISTICS LTD	2	37597	46176
296	SHREYAS SHIPPING LTD.	8	120635	146045
297	SHRI ARVIND SHAH P/O AECADIA	1	69	0
298	SHRI MANKESHWAR MECHANICAL SERVICES	1	62	0
299	SHRI RASHED AHMED MUJAWAR PROPRIETOR	1	1398	2213
300	SICAL LOGISTICS LTD.	1	7594	10500
301	SICAL SHIPPING LIMITED.	1	11712	17465
302	SINDHU MARINE	4	918	116
303	SOUTH EAST ASIA MARINE ENGG. & CONST. LT	4	22332	12421
304	SPARKLE PORT SERVICES LTD.	4	1922	0
305	SRI GANESH DURGA MARINE SERVICES	1	75	0
306	SRI V. JESWARYAMBICA BARGE SUPPLIERS	1	78	0
307	SRI VARI LOGISTICS (I) LTD.	2	1310	0
308	STAR MARINE SERVICES	1	50	0



*Table 1.9 (Contd....)*

*Tonnage of Indian Fleet- By company as on 31st December, 2015*

<i>Sl No</i>	<i>Name of the Company</i>	<i>No. of Vessels</i>	<i>Total GRT</i>	<i>Total DWT</i>
<i>(1)</i>	<i>(2)</i>	<i>(3)</i>	<i>(4)</i>	<i>(5)</i>
309	STAR SHIPPING LTD.	1	187	239
310	STEADFAST SHIPPING PVT. LTD.	1	782	997
311	SULA SHIPPING & LOGISTICS PVT. LTD.	1	40504	0
312	SUNRISE MARINE SERVICES	3	194	0
313	SUPER TUG OFFSHORE SERVICES PVT LTD.	2	509	573
314	SUPER TUG OFFSHORE SERVICES PVT. LTD.	1	356	0
315	SUPREME GLOBAL SERVICE PVT. LTD.	1	495	0
316	SUPREME MARINES	1	75	0
317	SVITZER WIJAMNLLER HAZIRA PVT LTD.	2	1357	250
318	SVS MARINE SERVICES (P) LTD.	7	8463	10563
319	SVUL PROJECT LTD.	3	339	0
320	SYNERGY OFFSHORE SERVICES	1	189	125
321	TAG OFFSHORE LTD.	18	33616	28288
322	TAG SEA LOGISTICS LTD	6	5229	5179
323	TARUN SHIPPING & INDUSTRIES LTD.	2	1978	2172
324	TCI SEAWAYS LTD.	5	19036	21955
325	TEBMA TEAM LTD.	1	151	0
326	THE CHAIRMAN, V.O.C PT,TUTICORIN	1	48	0
327	THE INDIA CEMENT LTD., CHENNAI	3	78738	145426
328	THE PRESIDENT OF INDIA	1	2477	1500
329	THE PRESIDENT OF INDIA, UT OF LAKSHADWEE	5	1152	72
330	TIMBLO PVT LTD.	1	7594	12207
331	TIME TRADER	1	113	0
332	TM HARBOUR SERVICES PVT. LTD.	3	1396	0
333	TOLANI SHIPPING CO. LTD.	6	224997	336023
334	TRANS ASIAN SHIPPING SERVICES	2	29190	28655
335	TRANSCOASTAL CARGO & SHIPPING	2	17144	21745
336	TRANSPORT CORPN. OF INDIA.	1	300	710

*Table 1.9 (Contd....)*

*Tonnage of Indian Fleet- By company as on 31st December, 2015*

<i>Sl No</i>	<i>Name of the Company</i>	<i>No. of Vessels</i>	<i>Total GRT</i>	<i>Total DWT</i>
<i>(1)</i>	<i>(2)</i>	<i>(3)</i>	<i>(4)</i>	<i>(5)</i>
337	TRANSTAR MARINE & OFFSHORE SERVICES	2	1255	0
338	TRITON MARITIME PVT. LTD.	3	2792	1575
339	TRITON OVERWATER TPT. AGENCY LTD.	2	70	0
340	TUTICORIN PORT TRUST	3	1179	0
341	U. T. OF LAKSHADWEEP	2	6117	1200
342	UNION OF INDIA (MOST)	1	1552	370
343	UNITED SHIPPERS LTD.	8	10441	12356
344	UNITED SHIPPING LTD.	1	1063	1750
345	UTL, KAVARTHI	1	5939	0
346	V.S. DEMPO & COMPANY LTD.	1	12210	7476
347	V.S. MARINE SERVICE	1	165	125
348	VAMSEE SHIPPING CARRIER PVT. LTD	2	1495	2238
349	VAN OORD INDIA PVT. LTD.	2	9285	12484
350	VARUN SHIPPING LTD.	7	269868	401656
351	VIKRAM SHIPPING LTD.	2	482	98
352	VINAYAK MARINE SERVICES PVT LTD.	3	493	161
353	VISAKHAPATNAM PORT TRUST	14	6035	0
354	VMS INDUSTRIES PVT. LIMITED	1	162	0
355	VNS OFF-SHORE SERVICES CO. LTD.	1	132	192
356	VSSR SHIPPING CO.	1	191	0
357	WATERWAYS SHIPYARD PVT LTD.	2	3507	3862
358	WELSPUN MAXSTEEL LTD.	7	12574	20321
359	WEST ASIA MARITIME LTD.	2	63590	114969
360	WHITE SAND, HOWRAH	1	25	0
361	YOGI SEAWAYS PVT. LTD	1	690	844
362	YOJAKA (INDIA) PVT. LTD.	2	77	0
363	ZEN SHIPPING & PORTS INDIA PVT. LTD.	2	14251	24283

**Table 1.9 (Contd....)**

**Tonnage of Indian Fleet- By company as on 31st December, 2015**

<i>Sl No</i>	<i>Name of the Company</i>	<i>No. of Vessels</i>	<i>Total GRT</i>	<i>Total DWT</i>
<i>(1)</i>	<i>(2)</i>	<i>(3)</i>	<i>(4)</i>	<i>(5)</i>
	<b>TOTAL</b>	1246	10508294	15469236

*Table 1.10*

*Net Addition to Indian Fleet (During the Year 2015)*

<i>Shipping Company/Shipowner</i>	<i>Ships Acquired</i>			<i>Ships Sold/Scrapped</i>			<i>Net Addition</i>	
	<i>No.</i>	<i>GRT</i>	<i>Type</i>	<i>No.</i>	<i>GRT</i>	<i>Type</i>	<i>No.</i>	<i>GRT</i>
<i>(1)</i>	<i>(2)</i>	<i>(3)</i>	<i>(4)</i>	<i>(5)</i>	<i>(6)</i>	<i>(7)</i>	<i>(8)</i>	<i>(9)</i>
ABS MARINE SERVICES PVT. LTD.	1	1995	OFF	0	0		1	1995
ARYA VOYAGERS PVT. LTD.	1	22181	TANC	0	0		1	22181
ARYA SHIP CHARTERES PVT. LTD	1	11246	TANP	0	0		1	11246
AMIT SHIP MANAGEMENT LTD.	0	0		1	313	TUG	-1	-313
ASIANOL SHIPPING LTD.	1	1624	BARG	0	0		1	1624
AYSHA SHIPPING COMPANY, A&N ISLANDS	1	320	MSV	0	0		1	320
B.DEVCHAND & SONS SHIPPING P. LTD	1	1395	GCS	0	0		1	1395
BHAMBHANI SHIPPING PVT. LTD.	0	0		1	684	SOFF	-1	-684
	0	0		1	770	TUG	-1	-770
CARAVEL LOGISTICS PVT. LTD.	0	0		1	7167	CCON	-1	-7167
CHOWGULE STEAMSHIPS CO. LTD.	0	0		1	26381	DRB	-1	-26381
CHOWGULE & COMPANY PVT. LTD.	1	2052	BC	0	0		1	2052
CONTINENTAL RADIANCE OFFSHORE LTD	1	2301	OFF	0	0		1	2301
	1	2301	OFF	0	0		1	2301
CRYSTAL SHIPPING	1	172	PGER	0	0		1	172
DHARTI DREDGING & INFRA. LTD.	1	259	TUG	0	0		1	259
DIR. OF PORTS, THIRUANANTHAPURAM	1	157	TUG	0	0		1	157
DOLPHIN OFFSHORE LTD.	0	0		1	157	TUG	-1	-157
DREDGING CORPORATION OF INDIA LTD.	1	408	UTV	0	0		1	408
EPSOM SHIPPING (I)PVT LTD.	1	3467	PSV	0	0		1	3467
ESSAR SHIPPING LTD.	1	30018	BC	0	0		1	30018
EASTERN NAVIGATION PVT. LTD.	1	117	TUG	0	0		1	117
GLOBAL UNITED SHIPPING INDIA PVT. LTD.	0	0		1	7078	DRB	-1	-7078
	1	18360	LCAR	0	0		1	18360
GLOBAL OFFSHORE SERVICES LTD	1	2281	AHTS	0	0		1	2281
	1	2193	OFF	0	0		1	2193

*Table 1.10 (Contd....)*

*Net Addition to Indian Fleet (During the Year 2015)*

<i>Shipping Company/Shipowner</i>	<i>Ships Acquired</i>			<i>Ships Sold/Scrapped</i>			<i>Net Addition</i>	
	<i>No.</i>	<i>GRT</i>	<i>Type</i>	<i>No.</i>	<i>GRT</i>	<i>Type</i>	<i>No.</i>	<i>GRT</i>
<i>(1)</i>	<i>(2)</i>	<i>(3)</i>	<i>(4)</i>	<i>(5)</i>	<i>(6)</i>	<i>(7)</i>	<i>(8)</i>	<i>(9)</i>
GREAT EASTERN SHIPPING CO. LTD.	1	28823	AHTS	0	0		1	28823
	1	43007	BC	0	0		1	43007
	1	30046	BC	0	0		1	30046
	0	0		1	85845	DRB	-1	-85845
	0	0		1	42465	LCAR	-1	-42465
GREAT OFFSHORE LTD.	0	0		1	1221	OFF	-1	-1221
GREAT SHIP (INDIA) LTD.	0	0		1	1830	SV	-1	-1830
	1	3535	OFF	0	0		1	3535
GUJARAT MARITIME BOARD LTD.	1	446	MOTS	0	0		1	446
INTERNATIONAL SEAPORT DREDGING PVT LTD.	1	7905	HOD	0	0		1	7905
INDIAN OCEAN SHIPPING PVT. LTD.	1	29141	PT	0	0		1	29141
	1	21165	TANC	0	0		1	21165
JINDAL ITF LTD.	1	37550	DRB	0	0		1	37550
KANDLA PORT TRUST	1	65	PL	0	0		1	65
	1	65	PL	0	0		1	65
MOHAMMED REFIQUE, A&N ISLANDS	1	342	MSV	0	0		1	342
MEENAKSHI FISHING & TRADING CO.	1	349	PGER	0	0		1	349
MODEST INFRASTRUCTURE LTD.	1	1226	MOTS	0	0		1	1226
NAUTEX MARITIME PVT. LTD	1	174	TUG	0	0		1	174
NIKHIL KUMAR DHALI	1	189	OFF	0	0		1	189
OIL & NATURAL GAS COMM. LTD.	1	1831	OFF	0	0		1	1831
	0	0		1	949	OFF	-1	-949
	0	0		1	949	OFF	-1	-949
OCEAN SPARKLE LTD.	1	3583	OFF	0	0		1	3583
ORIENT EXPRESS SHIP MANAGEMENT	1	18602	CS	0	0		1	18602
PCL SHIPPING PVT. LTD	1	38877	BC	0	0		1	38877

Table 1.10 (Contd....)

**Net Addition to Indian Fleet (During the Year 2015)**

<i>Shipping Company/Shipowner</i>	<i>Ships Acquired</i>			<i>Ships Sold/Scrapped</i>			<i>Net Addition</i>	
	<i>No.</i>	<i>GRT</i>	<i>Type</i>	<i>No.</i>	<i>GRT</i>	<i>Type</i>	<i>No.</i>	<i>GRT</i>
<i>(1)</i>	<i>(2)</i>	<i>(3)</i>	<i>(4)</i>	<i>(5)</i>	<i>(6)</i>	<i>(7)</i>	<i>(8)</i>	<i>(9)</i>
PIL (INDIA) PVT. LTD	1	7683	CCON	0	0		1	7683
POLESTAR MARITIME LTD.	1	195	TUG	0	0		1	195
	1	376	TUG	0	0		1	376
RAJ SHIPPING AGENCIES LTD.	1	1734	OFF	0	0		1	1734
SAMSON MARITIME LTD.	1	1454	TUG	0	0		1	1454
	0	0		1	215	TUG	-1	-215
	0	0		1	2921	SV	-1	-2921
SEVEN ISLAND SHIPPING LTD	1	81565	TANC	0	0		1	81565
	1	29083	TANC	0	0		1	29083
SHIPPING CORPN. OF INDIA	0	0		1	21035	ACID	-1	-21035
	0	0		1	1310	OFF	-1	-1310
	0	0		1	80130	TANC	-1	-80130
	1	165319	TANC	0	0		1	165319
	0	0		1	51746	TANC	-1	-51746
SHREE KRISHNA STEVEDON PVT. LTD.	0	0		1	867	OFF	-1	-867
SADHAV SHIPPING LTD.	1	135	UTV	0	0		1	135
SAIBHYA SHIPPING AGRO-MARINE P. LTD	1	267	UTV	0	0		1	267
SEAPORT LOGISTICS PVT. LTD	1	1226	BARG	0	0		1	1226
	1	1233	BARG	0	0		1	1233
	1	1340	BARG	0	0		1	1340
SRI V. JESWARYAMBICA BARGE SUPPLIERS	1	78	TUG	0	0		1	78
SAN MARINE	1	174	TUG	0	0		1	174
SHREYAS SHIPPING & LOGISTICS LTD	1	8214	CS	0	0		1	8214
	1	29383	CS	0	0		1	29383
TCI SEAWAYS LTD.	1	7511	CCON	0	0		1	7511
	0	0		1	2887	DRY	-1	-2887

Table 1.10 (Contd....)

**Net Addition to Indian Fleet (During the Year 2015)**

<i>Shipping Company/Shipowner</i>	<i>Ships Acquired</i>			<i>Ships Sold/Scrapped</i>			<i>Net Addition</i>	
	<i>No.</i>	<i>GRT</i>	<i>Type</i>	<i>No.</i>	<i>GRT</i>	<i>Type</i>	<i>No.</i>	<i>GRT</i>
<i>(1)</i>	<i>(2)</i>	<i>(3)</i>	<i>(4)</i>	<i>(5)</i>	<i>(6)</i>	<i>(7)</i>	<i>(8)</i>	<i>(9)</i>
TOLANI SHIPPING CO. LTD.	0	0		1	44232	DRB	-1	-44232
	0	0		1	40030	DRB	-1	-40030
	0	0		1	44232	DRB	-1	-44232
TAG OFFSHORE LTD.	1	1734	OFF	0	0		1	1734
	1	3469	OFF	0	0		1	3469
	1	1944	OFF	0	0		1	1944
	1	1969	OFF	0	0		1	1969
	1	1969	OFF	0	0		1	1969
	1	1974	OFF	0	0		1	1974
THE PRESIDENT OF INDIA	1	2477	MOTO	0	0		1	2477
TRITON MARITIME PVT. LTD.	1	1943	OFF	0	0		1	1943
U. T. OF LAKSHADWEEP	1	5938	PGER	0	0		1	5938
V.M.SALGAONCAR & BROTHERS LTD.	0	0		1	71194	DRB	-1	-71194
ZEN SHIPPING & PORTS INDIA PVT. LTD.	1	5998	TANC	0	0		1	5998
TOTAL	67	736153		25	536608		42	199545

**Table 1.11****List of all vessels registered for Indian trade as on 31st December, 2015**

<i>Sl No</i>	<i>Name Of the Ship</i>	<i>Year of Built</i>	<i>Type of Vessel</i>	<i>GRT</i>	<i>DWT</i>
<b>A.K. SHIP MGMT.&amp; SERVICES</b>					
1	SHAMBHAVI	1995	PTMB	374	147
<b>A.K. SHIPPING PVT LTD.</b>					
2	SEA ANGEL	2014	BC	2460	2984
3	SEA ME SMILE	2014	DRB	2460	3000
<b>ABG SHIPPING LTD.</b>					
4	ABG PIONEER	1998	DRY	1874	2550
5	ABG PROSPERITY	1995	DRY	1874	2709
<b>ABS MARINE SERVICES PVT. LTD.</b>					
6	ABS ANOKHI	2006	OFF	1995	1700
<b>ABYSS OFFSHORE, MUMBAI</b>					
7	SOHA	1984	TUG	78	0
<b>ACADEMY OF MARINE EDUCATION &amp; TRAINING</b>					
8	M.V. AMET MAJESTY	1975	RORO	16546	0
<b>ACE RESOURCES &amp; SOLUTION PVT. LTD.</b>					
9	MARATHA CRYSTAL	1997	DRY	1986	3500
<b>ADANI PORT LTD.</b>					
10	SHANTI SAGAR - 15	2012	DRED	495	0
11	DOLPHIN NO. 20	2012	TUG	381	184
12	DOLPHIN NO. 21	2012	TUG	381	187
13	DOLPHIN NO. 22	2012	TUG	448	225
14	DOPHIN NO. 23	2012	TUG	448	225
15	TUG DOLPHIN NO.3	2003	TUG	355	0
<b>ADANI PORTS &amp; SPECIAL ECONOMIC ZONE LTD.</b>					
16	SHANTI SAGAR - 14	2012	DRED	774	1308
17	JALASHWA - 7	2012	UTC	205	221
<b>ADEL SHIPPING &amp; LOGISTICS LTD.</b>					
18	ADEL - 1	2009	TUG	486	252
19	ADEL-2	2009	TUG	486	0
<b>ADMN. OF U.T. OF LAKSHSDWEEP</b>					
20	CHERIYAM	1997	DRY	738	960
21	LACCA DIVES	1994	DRY	738	960
22	UBAIDULLA	1992	DRY	724	900
23	THINNAKARA	1993	OFF	738	960
24	AMINDIVI	2000	PASS	931	0



*Table 1.11 (Contd....)*

*List of all vessels registered for Indian trade as on 31st December, 2015*

<i>Sl No</i>	<i>Name Of the Ship</i>	<i>Year of Built</i>	<i>Type of Vessel</i>	<i>GRT</i>	<i>DWT</i>
25	ARABIAN SEA	2009	PASS	3261	0
26	BANGARAM	2006	PASS	48	0
27	BHARAT SEEMA	1973	PASS	3670	640
28	DWEEP SETHU	1985	PASS	492	98
29	HAMEEDATH BEE	1991	PASS	254	43
30	KARAVATI	2007	PASS	8763	2387
31	KHADEEJA BEEBI	1991	PASS	254	43
32	LAKSHADEEP SEA	2010	PASS	3262	0
33	TIPU SULTAN	1982	PASS	3725	887
34	VIRIGILI	2006	PASS	48	0
35	CHERIYAPANI	2007	PGER	396	43
36	MINICOY	2000	PGER	932	0
37	PARALI	2007	PGER	396	43
38	VALIYAPANI	2007	PGER	396	43
<b>AEGIS BUSINESS LTD.</b>					
39	MV AEGIS FORTUNE	2001	TUG	30447	52261
<b>AERO SHIPPING SERVICES</b>					
40	AERO PRIDE	2009	CREW	18	0
<b>AEROMARINE EQUIPMENT SUPPLY PVT. LTD</b>					
41	AEROSTAR	2009	UTB	15	0
<b>AFFABLE FISHERIES PVT. LTD.</b>					
42	BRAHMEKSHARA	2008	TUG	281	0
<b>AHILIBAI SARDESAI MINING &amp; EARTHMOVING</b>					
43	NARMADA JALPRABHA	2012	EP	2257	0
<b>AJWA LOGISTICS PVT. LTD.</b>					
44	GULMOHAR	1997	TUG	121	0
<b>AKTHER HUSAIN MERCHANT</b>					
45	VIBHA-I	1973	DRY	472	700
<b>ALBATROSS MARINE SERVUCES</b>					
46	ALBATROSS	1982	TUG	307	0
<b>ALBATROSS SH. LTD.</b>					
47	HAL SAMRIDHI	1980	OFF	273	214
<b>ALBATROSS SHIPPING AGENCIES</b>					
48	CAPT. JUVALE	1985	OFF	1310	1809
<b>ALL CARGO SHIPPING CO. LTD.</b>					

*Table 1.11 (Contd....)*

*List of all vessels registered for Indian trade as on 31st December, 2015*

<i>Sl No</i>	<i>Name Of the Ship</i>	<i>Year of Built</i>	<i>Type of Vessel</i>	<i>GRT</i>	<i>DWT</i>
49	ALL CARGO ARATHI	1992	DRB	4897	6619
50	ALL CARGO SUSHEELA	2001	DRB	6209	0
51	M.V. ALL CARGO LAXMI	1992	DRB	4860	6266
<b>AMBUJA CEMENT</b>					
52	AMBUJA ROHINI	2011	DRB	2311	2800
53	AMBUJA BHAVANI	2002	DRY	2991	3900
54	AMBUJA GAURAV	1994	DRY	1864	2500
55	AMBUJA GOURI	2009	DRY	2978	3073
56	AMBUJA KIRTI	1996	DRY	1961	2650
57	AMBUJA LAKSHMI	2002	DRY	2991	3900
58	AMBUJA SHAKTI	1996	DRY	1961	2637
59	AMBUJA SHIKAR	1993	DRY	1871	2500
60	AMBUJA VAIBHAV	1993	DRY	1864	2500
61	M.V. AMBUJA MUKUND	2011	DRY	2990	4000
<b>AMIC TECHNOCONS LTD.</b>					
62	AMIC-I	1991	DRY	199	350
<b>AMIT SHIP MANAGEMENT LTD.</b>					
63	ARUL	1985	TUG	370	0
64	VST AKASH	1984	TUG	394	0
<b>AMMA LINES LTD.</b>					
65	HANS JAIVIJAY	1980	DRB	11625	16500
<b>ANDAMAN &amp; NICOBAR ADMINISTRATION</b>					
66	AKBAR	1971	PASS	9539	8820
67	CAMBELLBAY	2010	PASS	8402	1068
68	CHOWRA	1983	PASS	2625	1524
69	DERING	1992	PASS	1269	343
70	NANCOWRY	1991	PASS	14176	4963
71	NICOBAR	1990	PASS	14195	4963
72	SENTINEL	1982	PASS	2625	1118
73	SWARAJ DWEEP	1999	PASS	14239	4650
74	BAMBOOKA	2008	PGER	449	136
75	DERING M.V.	1992	PGER	1269	476
76	HUT VAY	2004	PGER	449	0
77	NORTH PASSAGE	2008	PGER	449	0
78	WANDOOR	2004	PGER	449	0
79	RANI CHANGA	2009	TUG	429	0
80	RANI LAKSHMI	2008	TUG	429	0
<b>ANDAMAN LAKSHADWEEP ADMINISTRATION</b>					

*Table 1.11 (Contd....)*

*List of all vessels registered for Indian trade as on 31st December, 2015*

<i>Sl No</i>	<i>Name Of the Ship</i>	<i>Year of Built</i>	<i>Type of Vessel</i>	<i>GRT</i>	<i>DWT</i>
81	KILTAN	2006	TUG	179	0
<b>ANJAN SHIPPING PVT. LTD.</b>					
82	TIRACOL	1978	TUG	382	112
<b>APEEJAY CHARTER PVT. LTD</b>					
83	SKY DANCER	2005	PGER	39	0
<b>APEEJAY SHIPPING LTD.</b>					
84	APJ MAHADEVA	2000	BC	40523	74677
85	APJ MAHAKALI	1996	BC	36559	32279
86	APJ AKHIL	1989	DRB	27997	39989
87	APJ JAD	2002	DRB	30053	65601
88	APJ KAIS	2009	DRB	32957	0
89	APJ SRIDEVI	1977	DRB	35430	64110
90	APJ SURYAVIR	1990	DRB	38302	82563
<b>ARC MARINE PVT LTD</b>					
91	MANAK - 1	1985	OFF	1434	1855
92	VYAS	1984	OFF	157	66
93	M.V. GOMTI	1981	PGER	140	0
94	M.V. PURNA	1982	PGER	154	0
95	MAHI	1982	PGER	163	107
96	SINDH	1986	PGER	122	20
97	TERNA	1986	PGER	122	20
<b>ARCADIA SHIPPING CO. LTD.</b>					
98	M.V. NAVDHENU PURNA	2005	DRB	29961	53490
99	NAVDHENU SUN	2001	DRB	27198	48910
100	NAVDHENU SWIFT	1988	RORO	19683	0
<b>ARDESHIR &amp; CURSETJEE LTD.</b>					
101	KANCHAN GANGA V	1999	TUG	109	0
102	UMALIA-VII	1974	TUG	98	0
<b>ARKEY SEA LOGISTICS LTD.</b>					
103	M.V. KANGNA	1992	DRB	1478	0
104	M.V. KOMAL	1992	DRB	1478	0
105	KANCHAN	1993	DRY	1478	0
<b>ARYA SHIP CHARTERES PVT. LTD</b>					
106	NU-SHI NALINI	2012	TANP	11246	16705
<b>ARYA TANKERS PVT. LTD.</b>					
107	DAWN MANSAROVAR	1999	PT	22848	35437

**Table 1.11 (Contd....)**

**List of all vessels registered for Indian trade as on 31st December, 2015**

<b>Sl No</b>	<b>Name Of the Ship</b>	<b>Year of Built</b>	<b>Type of Vessel</b>	<b>GRT</b>	<b>DWT</b>
108	DAWN MADURAI	1996	TANC	28414	44998
<b>ARYA VOYAGERS PVT. LTD.</b>					
109	DAWN HARIDWAR	1999	TANC	22181	35024
<b>ASIAN MARINE SUPPLIER</b>					
110	IND. ASIAN CHALLENGER	2010	OFF	104	0
<b>ASIANOL SHIPPING LTD.</b>					
111	SHRIMANGAL	2012	BARG	1624	2908
112	SHRINATH	2015	BARG	1624	2850
<b>ASM SHIPPING LTD.</b>					
113	AMER ENERGY	1979	TANP	18101	30990
<b>ASSOCIATED MARITIME PVT. LTD.</b>					
114	OCEAN DEVOTEE	1978	TANP	1090	2052
<b>ATLANTIC SHIPPING PVT. LTD</b>					
115	KTP - 1	2009	DRB	1359	2005
116	MARIA-R	1974	TANP	2814	3617
<b>ATLAS OFFSHORE SERVICES PVT. LTD.</b>					
117	RAMEY TIDE	1979	OFF	297	1018
<b>AYSHA SHIPPING COMPANY, A&amp;N ISLANDS</b>					
118	MSV AL HIJAZ	2014	MSV	320	0
<b>B.DEVCHAND &amp; SONS SHIPPING P. LTD</b>					
119	BDS SP-3	2015	GCS	1395	2200
<b>BAKER HUGHES OILFIELD SERVICES INDIA PVT. LTD.</b>					
120	MV VESTFONN	1983	WELL	3753	0
<b>BALLAST HAM DREDGING INDIA PVT LTD.</b>					
121	ANT AREJA	1995	DRED	467	0
<b>BANGAR SHIPPING &amp; LOGISTICS</b>					
122	KINSHIP BANGER	1982	DRY	4317	4497
<b>BAPUS SHIPPING JAMNAGAR PVT. LTD.</b>					
123	TUG JASMIN-1	1977	TUG	113	0
<b>BHAMBHANI SHIPPING PVT. LTD.</b>					
124	GARWARE-I	1983	OFF	867	1060
<b>BHARAT HOTEL LTD.</b>					
125	BLUE DIAMOND	1996	PGER	37	0

*Table 1.11 (Contd....)*

*List of all vessels registered for Indian trade as on 31st December, 2015*

<i>Sl No</i>	<i>Name Of the Ship</i>	<i>Year of Built</i>	<i>Type of Vessel</i>	<i>GRT</i>	<i>DWT</i>
<b>BHARAT MARINES CO. INDIA LTD CHENNAI</b>					
126	<i>BMC GENESIS</i>	2006	DRY	6013	8447
<b>BHARATI MARITIME SERVICES PVT. LTD.</b>					
127	<i>BHARATI - VI</i>	2002	TUG	144	119
<b>BHOIR SAND &amp; ALLIED INDUS. PVT. LTD.</b>					
128	<i>SHIVALI</i>	2001	TUG	214	0
129	<i>SHIVALI II</i>	1999	TUG	247	0
<b>BIZCARE SERVICES PVT. LTD.</b>					
130	<i>ACQUA BOAT</i>	2002	TUG	202	0
<b>BLUE OCEAN SEA TRANSPORT LTD</b>					
131	<i>HOPE ISLAND</i>	1999	TANP	396	596
132	<i>HOPE ISLAND-II</i>	1981	TANP	569	950
<b>BLUEFIN MARINE INDUSTRIES</b>					
133	<i>NUPUL</i>	1976	TUG	108	0
<b>BOMBAY MARINE ENGG. WORKS LTD.</b>					
134	<i>VIBHA-II</i>	1975	DRY	499	700
<b>BULK TAINER SHIPPING LTD.</b>					
135	<i>ANUSHREE FAME</i>	1992	DRY	3972	4562
136	<i>ROYAL PISCES(DC)</i>	1992	DRY	3972	4562
<b>CAMBAY MARINE INT. PVT. LTD.</b>					
137	<i>TANISHQ</i>	1984	SV	456	442
<b>CAN OFF-SHORE PVT. LTD.</b>					
138	<i>CANARA PROGRESS</i>	1994	TUG	345	300
139	<i>DCI TUG IV</i>	1976	TUG	249	184
140	<i>OCEAN RUBY</i>	1980	TUG	717	780
141	<i>SOHA II</i>	1993	TUG	110	0
142	<i>SOHA III</i>	1994	TUG	109	0
<b>CANARA MOTOR LAUNCH SERVICES</b>					
143	<i>VIJAY</i>	2000	TUG	70	0
<b>CASTLE SHIPS PVT. LTD.</b>					
144	<i>HARI KRIPA</i>	1984	TANP	1332	2127
145	<i>HARI SAGAR (OT)</i>	1983	TANP	4473	7335
<b>CHAMBAL FERTILIZERS &amp; CHEMICAL</b>					
146	<i>RATNA NAMRATA</i>	2008	TANC	57144	105746

*Table 1.11 (Contd....)*

*List of all vessels registered for Indian trade as on 31st December, 2015*

<i>Sl No</i>	<i>Name Of the Ship</i>	<i>Year of Built</i>	<i>Type of Vessel</i>	<i>GRT</i>	<i>DWT</i>
147	RATNA POOJA	2006	TANC	58446	104582
148	RATNA SHALINI	2010	TANC	57144	105849
149	RATNA SHRADHA	2008	TANC	57144	105746
150	RATNA SHRUTI	2008	TANC	57144	105746
151	RATNA URVI	1989	TANC	54980	96167
<b>CHANDRA SHIP MANAGEMENT PVT. LTD.</b>					
152	CHANDRA JUPITER	1980	OFF	285	0
153	CHANDRA NEPTUNE	2007	TUG	296	0
154	M.V. CHANDRA SUN	2006	TUG	363	0
<b>CHENNAI PORT TRUST</b>					
155	AMRAVATHI	1968	PTMB	132	0
156	DREDGER PRIDE	1989	PTMB	619	0
157	MANI	1976	PTMB	250	0
158	PALANI	1978	PTMB	250	0
159	PALAR	1963	PTMB	190	0
160	PENNAR	1963	PTMB	190	0
161	THANGAM	2003	PTMB	1948	0
162	TSHD CAUVERY	2004	PTMB	2326	0
163	TUG BHARATHIAR	2001	PTMB	419	0
164	TUG MATCH LESS	1986	PTMB	286	0
165	TUG NETHAJI	1995	PTMB	379	0
<b>CHOWGULE &amp; COMPANY PVT. LTD.</b>					
166	M.V. CHOWGULE-11	2015	BC	2052	2600
167	CHOWGULE - 8	2014	DRB	1335	1554
168	CHOWGULE 7	2014	DRB	1335	1600
<b>CHOWGULE STEAMSHIPS CO. LTD.</b>					
169	MARATHA DEEP	1974	DRB	21704	33400
170	MARATHA PRESTIGE	2010	DRB	19785	32080
<b>COAST LINE SERVICES (INDIA) PVT. LTD.</b>					
171	MARATHA CORAL	2000	DRY	2217	3427
172	MARATHA COURAGE	1994	DRY	1594	2053
173	COAST EMERALD	2008	PGER	51	0
174	HOOGLY HARVEST	1974	TANP	493	872
<b>COASTAL MARINE COAST &amp; ENGG. LTD.</b>					
175	COASTAL TRIUMPH	2010	OFF	1291	0
176	MALAVIYA TWELVE	1989	OFF	810	1204
177	COASTAL JAGUAR	1983	TUG	722	0
178	HALANI -2	1975	TUG	630	837

**Table 1.11 (Contd....)**

**List of all vessels registered for Indian trade as on 31st December, 2015**

<b>Sl No</b>	<b>Name Of the Ship</b>	<b>Year of Built</b>	<b>Type of Vessel</b>	<b>GRT</b>	<b>DWT</b>
179	M.V. COASTAL SURVEYOR	1980	TUG	197	0
<b>COASTAL SEAWAYS (ISLAND) PVT. LTD.</b>					
180	MV COASTAL CRUISE	1995	PGER	255	50
<b>COCHIN PORT TRUST</b>					
181	BALAVA N	1995	PTMB	367	0
182	BALI	1998	PTMB	367	0
183	COCHIN	1983	PTMB	320	0
184	KODUNGALLORE	1983	PTMB	375	0
185	NEHRU SHATABDI	1993	PTMB	2525	2308
<b>COMPASS SHIPPING AGENCY</b>					
186	SAFE CAT	2000	PGER	195	0
<b>CONTINENTAL RADIANCE OFFSHORE LTD</b>					
187	CREST MERCURY ONE	2015	OFF	2301	1650
188	CREST MERCURY TWO	2015	OFF	2301	1716
<b>COUNCIL OF SCIENTIFIC &amp; INDUSTR. RESEARCH</b>					
189	SAGAR SAMPADA	1984	SOFF	2661	800
<b>CRAFTWAY ENGINEERS LTD.</b>					
190	OCEAN CREWZER - I	2014	CREW	72	0
191	OCEAN CREWZER - II	2014	CREW	72	0
192	OCEAN CREWZER - III	2014	CREW	72	16
<b>CREATIVE GAMING SOLUTIONS PVT. LTD.</b>					
193	M.V. SAN DOMINO	1989	PGER	2544	0
<b>CROWN MARITIME CO. LTD.</b>					
194	CROWN-I	1975	TUG	264	0
<b>CRYSTAL SHIPPING</b>					
195	BHAGYA EXPRESS	2010	PGER	172	51
<b>D.G.LIGHT HOUSES &amp; LIGHTSHIPS</b>					
196	PARADEEP	1984	SOFF	602	168
197	SAGAR DEEP	1983	SOFF	2755	1568
198	SAGARDEEP-II	2002	SOFF	2466	1347
199	DEEP STAMBH - II	2009	TUG	125	25
<b>DAMANIA SHIPPING LTD.</b>					
200	DAMANIA	1994	PGER	481	45
<b>DAMODAR MARINE SERVICE</b>					
201	KANSI NAMRATA	1969	OFF	487	737

*Table 1.11 (Contd....)*

*List of all vessels registered for Indian trade as on 31st December, 2015*

<i>Sl No</i>	<i>Name Of the Ship</i>	<i>Year of Built</i>	<i>Type of Vessel</i>	<i>GRT</i>	<i>DWT</i>
<b>DANIEL ENG. WORKS &amp; SHIP REPAIRS</b>					
202	VAILANKANNI	2014	OFF	850	1000
<b>DELTA MARITME &amp; INDUS. SKILL TRNG INST. P. LTD</b>					
203	RAAVI	1981	PGER	119	0
<b>DEPARTMENT OF OCEAN DEVELOPMENT</b>					
204	SAGAR KANYA	1983	SOFF	4207	1555
205	SAGAR PASCHIMI	1996	SOFF	188	0
206	SAGAR PURVI	1996	SOFF	187	50
<b>DEPT. OF ANIMAL HUSBANDRY &amp; DAIRYING</b>					
207	TSD SINDHURAJ	1999	DRED	785	0
<b>DESHPRABHU RESOURCES, GOA</b>					
208	AARYA	2012	MOTO	1320	0
<b>DHARTI DREDGING &amp; INFRA. LTD.</b>					
209	TG DHARTI 1E	2009	TUG	259	281
<b>DIPLOMAT MARINE</b>					
210	MALAVIYA SIX	1981	OFF	1221	1149
<b>DIR. OF PORTS, THIRUANANTHAPURAM</b>					
211	M.T. MALABAR	2015	TUG	157	113
<b>DIR. OF SHIPPING SERVICES, PORT BLAIR</b>					
212	RAJHANS	2003	PGER	124	9
<b>DIRECTOR OF SHIPPING SERVICES, A&amp;N</b>					
213	CHUGLAM	2006	PASS	870	0
214	M.V. BORATANG	2001	PASS	449	0
215	SHOMPEN	2001	PASS	421	0
216	STRAIT ISLAND	2005	PASS	449	500
<b>DOEHLE DANUATIC (I) PVT. LTD.</b>					
217	MT DAWN MATHURA	1995	TUG	28226	45999
<b>DOLPHIN OFFSHORE LTD.</b>					
218	BRAHAMAPUTRA DOLPHIN	1976	OFF	1008	491
219	OSV GANGA DOLPHIN	1982	OFF	363	272
220	KAMRUP	1983	SOFF	405	436
221	MARINA MERCURY	1997	TUG	152	0
222	PIONER STAR	1993	TUG	118	113
223	SCH3	1994	TUG	107	65
224	TIME SKIPPER	2002	TUG	101	0



*Table 1.11 (Contd....)*

*List of all vessels registered for Indian trade as on 31st December, 2015*

<i>Sl No</i>	<i>Name Of the Ship</i>	<i>Year of Built</i>	<i>Type of Vessel</i>	<i>GRT</i>	<i>DWT</i>
<b>DREDGING CORPORATION OF INDIA LTD.</b>					
225	DCI DREDGE - XIX	2012	DRED	6970	0
226	DCI DREDGE - XX	2013	DRED	6970	8650
227	DCI DREDGE - XXI	2014	DRED	6970	8650
228	DCI DREDGER-XV	1999	DRED	8070	0
229	DCI DREDGER-XVI	2001	DRED	8049	12401
230	DCI DREDGE-XVII	2001	DRED	8049	12401
231	DREDGE AQUARIUS	1977	DRED	2094	0
232	DREDGE-IX	1984	DRED	5159	6237
233	DREDGE-V	1977	DRED	3613	0
234	DREDGE-VI	1975	DRED	3802	0
235	DREDGE-VII	1976	DRED	1075	0
236	DREDGE-VIII	1977	DRED	8150	11466
237	DREDGE-XI	1986	DRED	5170	0
238	DREDGE-XII	1990	DRED	6355	0
239	DREDGE-XIV	1991	DRED	6355	0
240	TUG VI	1979	DRED	562	0
241	DCI TUG VII	2005	TUG	710	289
242	DCI MULTI CAT-1	2015	UTV	408	278
<b>DUKE OFFSHORE LTD.</b>					
243	DUKE COMMAND	1994	CREW	111	0
<b>E.N. PVT. LTD.</b>					
244	AGANI	2008	TUG	74	0
245	AKASH	2008	TUG	74	0
<b>EASTERN BULK CO.LTD.</b>					
246	PALLAVI C	1985	DRY	2612	3578
<b>EASTERN NAVIGATION PVT. LTD.</b>					
247	DEEP BLUE	2015	TUG	117	0
<b>ELCOME SURVEYS LTD.</b>					
248	FLAMBOYAN	1983	SOFF	392	469
<b>ELLON HINENGO LTD.</b>					
249	BAY ISLAND	1985	DRB	1557	2301
250	EBRAHIM ALI HUSSAIN	1988	DRY	1516	2657
251	JOHN RICHARDSON	1969	DRY	402	745
252	NICOTRADE	1966	DRY	499	1157
253	SOLOMON	1973	DRY	300	912
<b>EPSOM SHIPPING (I)PVT LTD.</b>					

*Table 1.11 (Contd....)*

*List of all vessels registered for Indian trade as on 31st December, 2015*

<i>Sl No</i>	<i>Name Of the Ship</i>	<i>Year of Built</i>	<i>Type of Vessel</i>	<i>GRT</i>	<i>DWT</i>
254	SAGA	1986	OFF	921	1025
255	CELESTIAL	2014	PSV	3467	4141
<b>ESSAR BULK TERMINALS LTD</b>					
256	EBT DREDGER	2006	DRED	4382	5236
<b>ESSAR CONSTRUCTION (INDIA) LIMITED</b>					
257	BADGER	1979	TUG	97	136
<b>ESSAR LOGISTICS LTD.</b>					
258	ESSAR TUG - XII	2001	TUG	326	108
259	ESSAR TUG VII	1996	TUG	293	149
260	ESSAR TUG VIII	1996	TUG	326	108
261	ESSAR TUG X	1996	TUG	326	94
262	ESSAR TUG XI	1996	TUG	293	152
<b>ESSAR OFFSHORE SUBSEA LTD.</b>					
263	M.V. NAND SAARTHI	2009	TUG	482	0
<b>ESSAR SH. PORT &amp; LOGISTICS LTD.</b>					
264	M.V. BADRI PARSAD	1990	DRB	77182	0
265	SMITI	2005	TANC	149274	281396
<b>ESSAR SHIPPING LTD.</b>					
266	MAANIKA	2004	BC	30018	53169
267	M.V. CHANDI PRASAD	1989	DRB	77655	0
268	KIRAN	1994	DRY	91651	165289
269	NAND ANANYA	1992	DRY	1478	2277
270	NAND APARAJITA	1992	DRY	1478	2274
271	NAND APARNA	1992	DRY	1478	2278
272	NAND HAZIRA	1990	DRY	1484	2280
273	NAND ICHAPUR	1991	DRY	1491	2280
274	NAND KAWAS	1991	DRY	1484	2293
275	NAND RAIGADI	1991	DRY	1484	2278
276	TULINA	1998	DRY	7918	13347
277	TVISHA	1999	DRY	7918	13347
278	ESSAR TUG - III	1991	TUG	225	145
279	ESSAR TUG - IV	1991	TUG	225	145
280	ESSAR TUG - V	1992	TUG	225	146
281	ESSAR TUG VI	1992	TUG	225	146
282	PERSERVANCE	2007	TUG	592	475
283	PERSISTENCE	2006	TUG	490	325
<b>ESSAR STEEL LTD.</b>					
284	ESSAR TUG IX	1996	TUG	293	0

*Table 1.11 (Contd....)*

*List of all vessels registered for Indian trade as on 31st December, 2015*

<i>Sl No</i>	<i>Name Of the Ship</i>	<i>Year of Built</i>	<i>Type of Vessel</i>	<i>GRT</i>	<i>DWT</i>
<b>EVERETT (INDIA) PVT. LTD.</b>					
285	DANGARMA	1982	DRY	2305	3388
<b>EVERSUN SPARKLE</b>					
286	EVERSUN-1	1985	TUG	262	78
<b>FINOLEX INDUSTRIES LTD.</b>					
287	FINORATNA	1999	TUG	204	144
<b>FIVE STAR BULK CARRIERS PVT LTD</b>					
288	M.V. MAHA ANOSHA	2009	DRB	88397	0
289	MAHA AARTI	2006	DRB	40086	77250
290	MAHA JACQUELINE	1999	DRB	38667	75592
291	MAHA ROOS	2002	DRB	38731	75592
<b>FUGRO SURVEY (I) PVT. LTD.</b>					
292	VANESSA - XI	2010	OFF	494	509
<b>GAL OFFSHORE SHIPPING CO. LTD.</b>					
293	GAL AMER SEA	1975	OFF	640	0
<b>GALLEON SHIPPING LTD.</b>					
294	GURU KRIPA	1997	DRB	1592	2183
295	GURU PRASAD	1997	DRB	1592	2169
<b>GARUDA CARRIERS &amp; SHIPPING(P) LTD.</b>					
296	GARUDA SATYA	2000	DRY	1531	2500
297	GARUDA SHIVAM	2005	DRY	1530	2636
298	ISPAT GAURAV	1998	DRY	1532	2500
<b>GARWARE OFFSHORE SERVICES LTD</b>					
299	GARWARE-III	1984	OFF	867	1060
300	EVEREST	2000	SV	1972	3096
301	KAMET	2007	SV	2160	3269
302	M. V. MAHANANDA	2009	SV	1678	1400
303	MEGHNA M.V.	2008	SV	1706	1753
304	POORNA	2008	SV	1678	1363
<b>GATI COAST TO COAST</b>					
305	GATI SUVIDHA	1983	DRB	4471	6084
306	GATI ZIPP	1983	DRB	5615	6679
<b>GATI LTD</b>					
307	GATI MAGISTIC M.V.	1995	DRY	7869	10730
308	GATI-1	1984	DRY	3553	4811

*Table 1.11 (Contd....)*

*List of all vessels registered for Indian trade as on 31st December, 2015*

<i>Sl No</i>	<i>Name Of the Ship</i>	<i>Year of Built</i>	<i>Type of Vessel</i>	<i>GRT</i>	<i>DWT</i>
<b>GAUTAM FREIGHT LTD.</b>					
309	CAPSTAR-1	1998	TUG	298	405
<b>GENERAL MARINE SERVICES</b>					
310	ANUJA	1993	TUG	252	0
<b>GEOLOGICAL SURVEY OF INDIA LTD.</b>					
311	SAMUDRA RATNAKAR	2013	RS	6551	3689
312	SAMUDRA KAUSTUBH	1985	SOFF	284	90
313	SAMUDRA MANTHAN	1985	SOFF	2374	1825
314	SAMUDRA SUDHIKAMA	1985	SOFF	284	90
<b>GLOBAL OFFSHORE SERVICES LTD</b>					
315	LACHUNG	2015	AHTS	2281	1971
316	MANA	2008	OFF	2193	3289
<b>GLOBAL UNITED SHIPPING INDIA PVT. LTD.</b>					
317	SABARIMALA GAS	1994	ECAR	22521	30761
318	TIRUMALA GAS	1993	LCAR	18360	23256
319	MV SANVI	2000	TUG	38530	73992
<b>GLORY SHIP MANAGEMENT PVT. LTD.</b>					
320	VIGHNAHARTA	1984	OFF	1310	1775
321	EVER POWER	1977	TUG	131	0
322	M.T. SIDDHIDHATA	1989	TUG	320	0
323	M.V. MANGALMURTHY	1989	TUG	320	165
324	M.V. SIDDHIPRIYA	1989	TUG	320	165
325	RAJ SHAKTI	1988	TUG	83	0
<b>GOA COASTAL RESORTS &amp; RECREATION PVT. LTD.</b>					
326	PRIDE OF GOA	1994	TUG	3546	320
<b>GOA GULF CLUB PVT. LTD.</b>					
327	JAI SOFIA	2011	PGER	2394	0
<b>GOA SHIPYARD LTD.</b>					
328	TUG AJGAR	2004	TUG	121	0
<b>GODREJ &amp; BOYCE MFG. LTD.</b>					
329	RAIKA	2011	Y	22	4
<b>GOOD EARTH MARITIME LTD.</b>					
330	GOOD LIGHT	1979	DRB	31734	55882
<b>GOVERNMENT OF KERALA</b>					
331	MEENA KERALA	1993	DRED	402	0

*Table 1.11 (Contd....)*

*List of all vessels registered for Indian trade as on 31st December, 2015*

<i>Sl No</i>	<i>Name Of the Ship</i>	<i>Year of Built</i>	<i>Type of Vessel</i>	<i>GRT</i>	<i>DWT</i>
<b>GREAT EASTERN SHIPPING CO. LTD.</b>					
332	JAG PRANAM	2014	AHTS	28823	48694
333	JAG ARNAV	2015	BC	43007	81732
334	JAG ROOPA	2006	BC	30046	52454
335	JAG AARATI	2011	DRB	43790	0
336	JAG LALIT	2005	DRB	81396	158344
337	JAG RAHUL	2003	DRB	30011	52364
338	JAG RATAN	2007	DRB	30447	52180
339	JAG RISHI	2011	DRB	33036	0
340	M.V. JAG ADITI	2011	DRB	43790	0
341	M.V. JAG ARYA	2011	DRB	43843	0
342	M.V. JAG RANI	2011	DRB	33036	0
343	JAG VISHNU	1994	LCAR	42551	49353
344	MALAVIYA THIRTY	2006	SV	2152	3321
345	MALAVIYA TWENTY NINE	2006	SV	2152	3321
346	JAG LATA	2003	TANC	57508	105716
347	JAG LAVANYA	2004	TANC	58374	105010
348	JAG LYALL	2006	TANC	61315	110531
349	JAG PANKHI	2003	TANC	27627	46272
350	JAG PRABHA	2004	TANC	28799	47999
351	JAG PRANAV	2005	TANC	30095	51383
352	JAG PRERANA	2007	TANC	29909	47848
353	JAG PUSHPA	2007	TANC	29909	47848
354	JAG AANCHAL M.T.	2008	TANP	42403	74811
355	JAG ABHA M.T.	2008	TANP	42403	74808
356	JAG APARNA	2009	TANP	42403	74859
357	JAG LAKSHITA	2000	TANP	80870	147093
358	JAG LATEEF	2000	TANP	80870	147080
359	JAG LAXMI	1999	TANP	58374	105051
360	JAG LOK	2005	TANP	81396	158145
361	JAG PAHEL	2004	TANP	27627	46319
362	JAG PRAKASH	2007	TANP	29909	47848
363	M. T. JAG AMISHA	2009	TANP	42403	74889
<b>GREAT OFFSHORE LTD.</b>					
364	MALAVIA EIGHTEEN	2002	OFF	2137	3330
365	MALAVIA SIXTEEN	2002	OFF	2031	3317
366	MALAVIYA FOUR	1984	OFF	1085	1251
367	MALAVIYA ONE	1983	OFF	869	1073
368	MALAVIYA TEN	1999	OFF	2100	2542
369	MALAVIYA THREE	1984	OFF	1250	1251
370	MALAVIYA TWO	1983	OFF	870	1084

*Table 1.11 (Contd....)*

*List of all vessels registered for Indian trade as on 31st December, 2015*

<i>Sl No</i>	<i>Name Of the Ship</i>	<i>Year of Built</i>	<i>Type of Vessel</i>	<i>GRT</i>	<i>DWT</i>
371	MALAVIYA NINE	2008	SV	3062	3214
372	MALAVIYA SEVEN	1994	SV	3001	4587
373	MALAVIYA THIRTY SIX	1987	SV	2589	1804
374	MALAVIYA TWENTY EIGHT	2006	SV	2072	2380
375	MALAVIYA TWENTY FIVE	2006	SV	2072	2457
376	MALAVIYA TWENTY FOUR	2005	SV	2052	2680
377	MALAVIYA TWENTY SEVEN	2006	SV	2072	2254
378	MALAVIYA TWENTY THREE	2007	SV	2072	2370
379	MALAVIYA_THIRTY THREE	1978	SV	6278	7093
380	MALVIYA TWENTY	2004	SV	2151	3316
381	BHARATI - S	1981	TUG	591	0
382	GAL BEAUFORT SEA	1982	TUG	799	520
383	GAL ROSE SEA	1982	TUG	799	520
384	JYOTSNA-S	1989	TUG	236	64
385	KANTI	1998	TUG	290	125
386	KUMARI TARANI	1997	TUG	290	125
387	MALINI	1987	TUG	195	229
388	POLARIS	2008	TUG	295	0
389	SANGITA	1994	TUG	398	218
390	SUDHIR MULJI	1998	TUG	290	125
391	TUG ANANYA	2000	TUG	292	148
392	TUG ANASUYA	1997	TUG	290	125
393	TUG RISHAB	1984	TUG	217	101
394	VAHBIZ	1999	TUG	292	148
<b>GREAT SEA SHIPPING (P) LTD.</b>					
395	GREAT SEA VEMBANAD	2013	CCON	756	1000
<b>GREAT SHIP (INDIA) LTD.</b>					
396	GREATSHIP ANJALI	2007	OFF	1596	2416
397	GREATSHIP PRACHI	2015	OFF	3535	4193
398	GREATSHIP RACHNA	2012	OFF	3306	3674
399	GREATSHIP RAMYA	2010	OFF	3226	0
400	GREATSHIP RASHI	2011	OFF	3147	0
401	GREATSHIP ROOPA	2012	OFF	3306	3674
402	GREATSHIP VIDYA	2012	OFF	3387	0
403	GREATSHIP VIMLA	2012	OFF	3556	3310
404	GREATSHIP AHALYA	2009	SV	1830	0
405	GREATSHIP AMRITA	2008	SV	1590	1996
406	GREATSHIP ASMI	2009	SV	1830	0
407	GREATSHIP DHARTI	2008	SV	2179	3340
408	GREATSHIP DHWANI	2008	SV	2179	3340
409	GREATSHIP DIPTI	2007	SV	2263	3250

*Table 1.11 (Contd....)*

*List of all vessels registered for Indian trade as on 31st December, 2015*

<i>Sl No</i>	<i>Name Of the Ship</i>	<i>Year of Built</i>	<i>Type of Vessel</i>	<i>GRT</i>	<i>DWT</i>
410	GREATSHIP DISHA	1999	SV	1969	3115
411	GREATSHIP ROHINI	2010	SV	3147	0
412	M. V. GREATSHIP AARTI	2009	SV	1830	0
<b>GREAT UNITED ENERGY PVT. LTD.</b>					
413	M.V. ADINATH ONE	1992	SV	2145	0
<b>GREENWICH SHIPPING</b>					
414	NAND MAGDALLA	1990	DRY	1484	2287
<b>GUJARAT ADANI PORT</b>					
415	DOLPHIN NO.4	2004	TUG	355	0
416	KHUSHBOO	1998	TUG	117	35
<b>GUJARAT MARITIME BOARD LTD.</b>					
417	TUG PIROTAN	2015	MOTS	446	0
418	ALANG	1989	PTMB	103	0
419	ASMAVATI	1984	PTMB	232	0
420	BEDI	1984	PTMB	77	0
421	GITANJALI	2000	PTMB	21	0
422	GOPNATH	1995	PTMB	284	0
423	GURJARI	2000	PTMB	190	0
424	JAY SOMNATH	1989	PTMB	103	0
425	JYESTHA	1983	PTMB	66	0
426	KUNDLIKA II	1993	PTMB	21	0
427	NALINI	1944	PTMB	54	0
428	PUSHYA	1960	PTMB	37	0
429	RATNAKAR	2008	PTMB	42	0
430	ROZI	1984	PTMB	77	0
431	RUKMANI	1993	PTMB	284	0
432	SHETRUNJI	1985	PTMB	232	0
433	VASANT	1975	PTMB	47	0
434	GMB - 3	2013	TUG	437	194
<b>HAL OFFSHORE LTD</b>					
435	HAL ANANT	1982	DRY	4703	5825
436	HAL SUPPORTER	1982	OFF	1085	832
<b>HAUERS LINES LTD.</b>					
437	ISLAND PRIDE	1969	DRY	298	957
<b>HEDE FERROMINAS(P) LTD.</b>					
438	FEROMINA HARVEST	1971	OFF	628	750
439	HAPPY SUCCESS	1974	OFF	704	936

*Table 1.11 (Contd....)*

*List of all vessels registered for Indian trade as on 31st December, 2015*

<i>Sl No</i>	<i>Name Of the Ship</i>	<i>Year of Built</i>	<i>Type of Vessel</i>	<i>GRT</i>	<i>DWT</i>
<b>HIND OFFSHORE</b>					
440	SEA CONQUEST	1977	DRB	992	1142
441	SEA CHEETAH	1983	OFF	1621	1710
442	SEA JUMBO	1978	OFF	2478	0
443	SEA VENTURE	1972	OFF	817	677
444	KENWELL-93	1980	PGER	143	66
445	SUMAI TANGKAS	1980	PGER	152	66
446	SAGAR SANDHANI	1985	SOFF	2145	1480
447	SEA MELODY	1978	SOFF	969	0
448	GEO HIND SAGAR	1980	SV	2906	0
449	BERSATU	1973	TUG	269	104
<b>HINDUSTAN MARINE CARRIERS</b>					
450	BON VOYAGE	2012	DRB	1250	0
<b>HOLLY OFFSHORE LOGISTICS</b>					
451	KARAN	1984	TUG	223	0
<b>HOTEL LEELA VENTURE LTD</b>					
452	THE LEELA	1991	PGER	722	0
<b>I MARINE INFRATECH (I) PVT. LTD.</b>					
453	FERRARI	1999	TUG	120	82
454	MV CALPSCO FORTUNE	2009	TUG	472	0
455	SHIVA	1994	TUG	108	98
<b>IMPERIAL CLASSIC SHIPPING LTD.</b>					
456	M.V. KTP - 1	2009	TUG	1359	0
<b>INDIAN OCEAN SHIPPING PVT. LTD.</b>					
457	DAWN KANCHIPURAM	1996	PT	29141	44885
458	DAWN DWARKA	1998	TANC	21165	33540
<b>INDUS MARINE PVT. LTD.</b>					
459	CHENAB	1981	PGER	129	0
<b>INTERNATIONAL SEAPORT DREDGING PVT LTD.</b>					
460	ANTIGOON	1990	HOD	7905	12948
<b>ISPAT INDUSTRIES LTD.</b>					
461	ISPAT STAR	1976	DRB	15575	26432
462	ISPAT SAGAR	1981	DRY	1836	2780
<b>ITT LINES PVT. LTD.</b>					
463	TCI LAKSHMI	1984	DRY	1557	2298



*Table 1.11 (Contd....)*

*List of all vessels registered for Indian trade as on 31st December, 2015*

<i>Sl No</i>	<i>Name Of the Ship</i>	<i>Year of Built</i>	<i>Type of Vessel</i>	<i>GRT</i>	<i>DWT</i>
464	ITT PANTHER	1999	OFF	1042	1207
<b>ITT SHIPPING PVT. LTD.</b>					
465	ITT LION	1984	DRY	1042	0
466	ITT TIGER	1984	DRY	1042	1214
467	NAZISH	1982	DRY	1510	2160
<b>J.D. LOGISTICS</b>					
468	JAYA DURGA- 1	2012	BARG	77	0
469	LOTUS - I	1999	TUG	79	0
<b>JADWET TRADING COMPANY</b>					
470	YOLANDA	1970	TANC	40	0
<b>JAISU SHIPPING CO. LTD.</b>					
471	KAMAL XXIII	1981	DRED	3249	4557
472	KAMAL XXIX	1973	DRED	2077	0
473	KAMAL XXVII	1977	DRED	3548	0
474	KAMAL XXXIII	1981	DRED	3348	0
475	KAMAL-XXV	1975	DRED	3132	0
476	KAMAL XXII	1983	DRY	950	1294
477	NOORANI SEA HORSE	1970	SOFF	99	99
478	AL-NIMS	1976	TANP	298	508
479	KAMAL-XXI	1987	TANP	1575	2300
480	BETUL	1982	TUG	376	0
<b>JAWAHARLAL NEHRU PORT TRUST</b>					
481	ELEPHANTA	1989	PTMB	320	0
482	NHAVA	1989	PTMB	320	0
483	SAGAR (PILOT LAUNCH)	1989	PTMB	32	0
484	SHIVAJI	1989	PTMB	320	0
485	SHRUTI	1989	PTMB	32	0
486	SNEHA	1989	PTMB	32	0
487	SURABHI	1997	PTMB	58	0
<b>JAYESH SHIPPING PVT LTD.</b>					
488	HEMANT SAGAR	1976	DRY	483	696
489	MENAKA DAN	1989	OFF	69	0
490	GHENT	1976	TUG	1560	1350
491	RAVENSTURM	1977	TUG	1422	1251
<b>JESIA MISTRY AGENCIES PVT.LTD.</b>					
492	RESCO-1	1997	TUG	91	0
<b>JINDAL ITF LTD.</b>					

**Table 1.11 (Contd....)**

**List of all vessels registered for Indian trade as on 31st December, 2015**

<b>Sl No</b>	<b>Name Of the Ship</b>	<b>Year of Built</b>	<b>Type of Vessel</b>	<b>GRT</b>	<b>DWT</b>
493	BHAVYA	2013	BARG	1351	2100
494	DEVSENA	2012	BARG	1350	2100
495	DRISHTI	2012	BARG	1327	2100
496	GANESHWAR	2013	BARG	1372	2100
497	GARUDAWAHANA	2013	BARG	1352	2100
498	MAHESHWARI	2012	BARG	1368	2100
499	MEDHA	2012	BARG	1352	2100
500	NIDHISHWARI	2013	BARG	1373	2100
501	NITYA	2013	BARG	1365	2100
502	PASHYANTI	2012	BARG	1367	2100
503	SUPREME	2013	BARG	1231	2100
504	VARUNI	2012	BARG	1368	2100
505	VAYUPUTRA	2012	BARG	1369	2100
506	VISHAMBAR	2013	BARG	1372	2100
507	MAHESHWAR	2012	DRB	1370	2100
508	YUGALRAJ	1993	DRB	37550	70456
509	JYESHTRAJ	2012	MPSV	1354	2100
<b>JINDAL WATERWAYS LTD.</b>					
510	JINDAL KAMALA	1986	CCON	5847	7330
511	JINDAL MANJULA	1987	CCON	4839	5896
512	JINDAL TARA	1995	CCON	5850	7837
513	JINDAL KAMAKSHI	2009	DRY	7460	0
514	JINDAL MEENAKSHI	2009	DRY	7460	9106
<b>JMD SHIPPING SERVICES</b>					
515	AMETHI - 8	1987	PGER	41	0
<b>K. RAGHU PATHI RAO (RAGHU)</b>					
516	M. V. SAISRI	2008	TANP	65	0
<b>K.C.MARITIME (I) LTD.</b>					
517	M.V. DARYA JAAN	1982	DRB	11262	0
<b>K.DESAI &amp; COMPANY</b>					
518	AQUAMARINE	1984	SOFF	181	0
<b>KANDLA PORT TRUST</b>					
519	ANURADHA	2009	PGER	89	0
520	SWATI	2009	PGER	89	0
521	MAGH	2014	PL	65	0
522	ROHINI	2014	PL	65	0
523	AGNI SHANTI	1992	PTMB	126	0
524	ASHWINI	2006	PTMB	498	244

**Table 1.11 (Contd....)**

**List of all vessels registered for Indian trade as on 31st December, 2015**

<b>Sl No</b>	<b>Name Of the Ship</b>	<b>Year of Built</b>	<b>Type of Vessel</b>	<b>GRT</b>	<b>DWT</b>
525	JUMBO	1989	PTMB	293	130
526	MEKAN	1988	PTMB	293	130
527	NIHARIKA	2006	PTMB	91	0
528	SIKANDAR	1992	PTMB	294	130
529	TAPKESHWARI	1983	PTMB	70	29
<b>KARINA TOURISM &amp; ADVENTURES PVT. LTD.</b>					
530	INFINITY	2012	PY	338	47
<b>KEI-RSOS MARITIME LTD.</b>					
531	M.V. RIGAL	2011	MOTO	37	0
532	COROMONDAL SUPPORTER - IV	1983	OFF	404	321
533	COROMONDEL SUPPORTER - 1	1985	OFF	456	268
534	COROMONDEL SUPPORTER-III	2007	OFF	981	1274
535	COROMONDEL SUPPORTER-VIII	1986	OFF	469	609
536	CORROMONDAL SUPPORTER - VII	1986	OFF	469	442
537	BORCOS-114	1993	PGER	119	71
538	GODAVARI DOLPHIN	1981	SV	1206	1244
539	BASAVRAJ	1982	TUG	272	0
540	FOUZ	1974	TUG	102	0
541	MAJU-2	1984	TUG	242	0
542	PUANSH	2001	TUG	64	32
543	SEA DIAMOND II	1975	TUG	646	0
544	SIRIUS	2006	TUG	305	157
545	SONU	2002	TUG	337	0
546	VEGA	2002	TUG	299	137
<b>KIN-SHIP SERVICES PVT. LTD.</b>					
547	KINSHIP PROSPERITY	1982	DRB	4317	4499
<b>KNK SHIP MANAGEMENT</b>					
548	DOLPHIN NO. 5	2005	TUG	390	0
<b>KOLKATTA PORT TRUST</b>					
549	ANUSANDHANI	1963	PTMB	671	303
550	HUGLI	1999	PTMB	105	11
551	ICHAMATI	1999	PTMB	150	19
552	KANGSABATI	1999	PTMB	150	19
553	MAHAGANGA	1978	PTMB	9123	8731
554	PARSHURAM	1990	PTMB	550	206
555	RABINDRA	2000	PTMB	1433	813
556	RANI SIROMANI	2000	PTMB	462	144
557	RUPSA	1997	PTMB	105	11
558	SAGAR (PILOT VESSEL)	1964	PTMB	1992	882

*Table 1.11 (Contd....)*

*List of all vessels registered for Indian trade as on 31st December, 2015*

<i>Sl No</i>	<i>Name Of the Ship</i>	<i>Year of Built</i>	<i>Type of Vessel</i>	<i>GRT</i>	<i>DWT</i>
559	SAROJINI	2001	PTMB	1126	458
560	TAMRALIPTA	2000	PTMB	462	145
<b>KONDO SYOKAI LEISURE INDIA PVT</b>					
561	ROSA	2004	PASS	21	6
<b>KRISHNA MARITECH</b>					
562	KINSHIP LUCKY	1986	DRB	3133	4354
<b>KSINC</b>					
563	KERALAM	2014	MOTO	135	0
<b>L &amp; T SAPURA SHIPPING PVT. LTD.</b>					
564	LTS-3000	2010	SV	30628	0
<b>LAKSHADWEEP DEVELOPMENT CORPN. LTD.</b>					
565	MV KODITHALA	2013	BARG	498	164
566	ELIKALPENI	2012	LCAR	466	223
<b>LAKSHADWEEP HARBOUR WORKS, COCHIN</b>					
567	BHARAT	1983	TUG	75	0
<b>LAL ASHOK KUMAR HARIDAS &amp; LAL JITENDRA KUMAR HARID</b>					
568	VAITAMA	2012	TUG	181	115
<b>LEWEK ALTER SHIPPING</b>					
569	LEWEK ALTER	2007	OFF	3601	0
570	PSV LEWEK ALTAR	2006	OFF	2615	0
<b>LIFT &amp; SHIFT INDIA PVT. LTD.</b>					
571	AB-2000	2005	TUG	197	0
572	M.V. AB - 3000	2007	TUG	249	0
<b>M. GANGADHAR RAO</b>					
573	M. V. HEAVENS	2008	TANP	36	0
<b>M. PALLONJI LOGISTICS PVT. LTD.</b>					
574	MPB - 10	2012	BARG	1128	17501
575	MPB - 7	2011	BARG	1923	3000
576	MPB - 8	2011	BARG	1923	3000
577	MPB - 9	2012	BARG	1128	17501
578	MPB - III	2006	BARG	1601	2550
<b>M. PALLONJI SHIPPING PVT. LTD.</b>					
579	MPB -12	2013	BARG	1926	3150
580	MP PANAMAX 5	2000	TUG	38633	73625

*Table 1.11 (Contd....)*

*List of all vessels registered for Indian trade as on 31st December, 2015*

<i>Sl No</i>	<i>Name Of the Ship</i>	<i>Year of Built</i>	<i>Type of Vessel</i>	<i>GRT</i>	<i>DWT</i>
<b>M.P. RECYCLING CO. PVT. LTD.</b>					
581	EAGLE MEERUT	1994	TANP	20378	29990
<b>MAJU MARINE SERVICE</b>					
582	LARA	1985	OFF	322	500
<b>MAK LOGISTICS PVT. LTD.</b>					
583	MAANAV STAR	1981	DRB	1175	2099
584	BHORUKA PRABHU	1978	DRY	955	1229
585	TARA KIRAN	1976	DRY	539	710
586	M.V. MAKRUZZ	2002	PGER	445	0
<b>MARINE INFRASTRUCTURE LTD.</b>					
587	MARIA LAURA	2011	FC	2148	0
<b>MEENAKSHI FISHING &amp; TRADING CO.</b>					
588	MV GREEN OCEAN-1	1988	PGER	349	82
<b>MERCATOR LINES LTD.</b>					
589	PREM PURVA	1994	DRB	36708	69286
590	BANWARI PREM	2006	DRED	7277	0
591	BHAGVATI PREM	2007	DRED	7256	9965
592	DARSHANI PREM	2006	DRED	4992	7149
593	OMKARA PREM	2006	DRED	4607	0
594	TRIDEVI PREM	2006	DRED	4992	0
595	M.T. MAHARSHI VISWAMITRA	1992	LCAR	44704	0
596	MT HANSA PREM	2001	PT	23680	36032
597	HARSHA PREM	1993	TANC	25644	34999
598	OMBATI PREM	1994	TANC	53383	90607
599	PREM DIVYA	1998	TANC	57950	109227
600	DEVSI	1985	TANP	52629	94706
601	HARSHA	1979	TANP	5450	9054
602	PREM MALA	2000	TANP	28522	47044
603	PREM PRIDE	1999	TANP	61764	109610
604	PREMVATI	1986	TANP	56613	100366
605	PUNITA	1984	TANP	29485	51287
606	SADANAND	1986	TANP	52862	94752
607	SISOLI	1980	TANP	51095	89922
608	VEDIKA PREM	1993	TANP	25644	42253
<b>MODEST INFRASTRUCTURE LTD.</b>					
609	SAGAR SAMRAJ	2014	MOTS	1226	0
<b>MODEST OFFSHORE SERVICES LTD.</b>					

*Table 1.11 (Contd....)*

*List of all vessels registered for Indian trade as on 31st December, 2015*

<i>Sl No</i>	<i>Name Of the Ship</i>	<i>Year of Built</i>	<i>Type of Vessel</i>	<i>GRT</i>	<i>DWT</i>
610	IFK-1	1977	TUG	66	0
<b>MOHAMMED REFIQUE, A&amp;N ISLANDS</b>					
611	MSV FAIZANE AL NOORANI	1995	MSV	342	0
<b>MORMUGAO PORT TRUST</b>					
612	ANJUNA	1986	PTMB	186	0
613	CHAPORA	1980	PTMB	382	0
614	DONA PAULA II	1988	PTMB	226	0
615	SURVEY II	1998	PTMB	44	0
<b>MRS. ISHRAT JAHAN W/0 MR. RIAZ KHAN</b>					
616	M.S.V. JESUS	1993	MSV	140	15
<b>MUMBAI PORT TRUST</b>					
617	AJAY	2000	PTMB	446	0
618	ANANT	2000	PTMB	446	0
619	JYOTSNA	1993	PTMB	314	0
620	PALLAVI	1995	PTMB	43	0
621	PAYAL	1995	PTMB	43	0
622	SHANSHODHINEE	1998	PTMB	40	0
623	VIVEK	1997	PTMB	1316	0
<b>MUNDRA PORT AND SPECIAL ECONOMIC ZONE LTD</b>					
624	SHANTISAGAR	2008	DRED	4977	1087
625	DOLPHIN NO 6	2005	PTMB	390	150
626	DOLPHIN NO. 7	2007	PTMB	347	111
627	DOLPHIN NO. 8	2007	PTMB	347	111
628	DOLPHIN NO. 09	2008	TUG	449	321
629	DOLPHIN NO. 10	2009	TUG	450	321
630	DOLPHIN NO. 11	2009	TUG	671	210
631	DOLPHIN NO. 12	2009	TUG	445	0
632	DOLPHIN NO. 14	2010	TUG	445	0
633	DOLPHIN NO. 17	2011	TUG	449	299
634	DOLPHIN NO. 18	2011	TUG	449	0
635	DOLPHIN-2	2010	TUG	372	0
636	M.V. DOLPHIN - 16	2011	TUG	448	294
637	M.V. DOLPHIN NO.15	2010	TUG	447	0
<b>MUSTAN TAHDERBHAI KHANBHAI</b>					
638	DR. NAGENDRA SINGH	1985	OFF	1310	1817
<b>N.S. GUZDER &amp; COMPANY LTD.</b>					
639	AHALYA	1972	TUG	498	0

*Table 1.11 (Contd....)*

*List of all vessels registered for Indian trade as on 31st December, 2015*

<i>Sl No</i>	<i>Name Of the Ship</i>	<i>Year of Built</i>	<i>Type of Vessel</i>	<i>GRT</i>	<i>DWT</i>
<b>NATIONAL INSTITUTE OF OCEAN TECHNOLOGY</b>					
640	SAGAR NIDHI	2007	SOFF	4862	0
641	SAGAR MANJUSHA	2006	SV	1065	407
<b>NATIONAL INSTITUTE OF OCEANOGRAPHY, GOA</b>					
642	SINDHU SADHANA	2013	RS	4154	1200
643	SINDHU SANKALP	1989	SOFF	709	297
<b>NATWAR PAREKH INDUSTRIES</b>					
644	GOPI	1983	RORO	956	1386
<b>NAUTEX MARITIME PVT. LTD</b>					
645	SAN TIAGO	2015	TUG	174	0
<b>NAVAYUGA ENGINEERING CO. LTD</b>					
646	NAVAYUGA-1	2007	DRED	6520	8476
647	NAVAYUGA-2	2008	DRED	4607	6318
<b>NEW ERA SHIPPING LTD. GOA</b>					
648	KINSHIP MODESTY	1998	DRB	1593	2183
649	HARMEEZ	1998	DRY	1593	2137
<b>NEW MANGALORE PORT TRUST</b>					
650	ISWARI	2009	PTMB	359	0
651	KABINI	1999	PTMB	487	190
652	SWARNA	1998	PTMB	374	147
653	VARAHI	1995	PTMB	374	147
<b>NIKHIL KUMAR DHALI</b>					
654	SAGAR SANDESH	1997	OFF	189	0
<b>OCEAN DIVING CENTRE LTD</b>					
655	MISTER NELSON	1975	TUG	380	593
<b>OCEAN SPARKLE LTD.</b>					
656	OSL GLORY	2014	OFF	3583	3878
657	OCEAN ACCLAIM	1993	PASS	34	0
658	M.V. OCEAN TIARA	1993	TUG	275	0
659	OCEAN ALIANCE	1996	TUG	315	147
660	OCEAN BRAVE	2007	TUG	395	0
661	OCEAN BREEZE	2009	TUG	396	194
662	OCEAN CHALLENGER	1972	TUG	104	0
663	OCEAN CLASSIC	2008	TUG	279	75
664	OCEAN COURAGE	1997	TUG	434	49
665	OCEAN CREST	1983	TUG	377	116

*Table 1.11 (Contd....)*

*List of all vessels registered for Indian trade as on 31st December, 2015*

<i>Sl No</i>	<i>Name Of the Ship</i>	<i>Year of Built</i>	<i>Type of Vessel</i>	<i>GRT</i>	<i>DWT</i>
666	OCEAN CROWN	2004	TUG	393	0
667	OCEAN DELIGHT	1994	TUG	318	0
668	OCEAN DESIRE	1994	TUG	353	0
669	OCEAN ELEGANCE	2006	TUG	337	0
670	OCEAN EMERALD	2005	TUG	316	0
671	OCEAN EMPIRE	2012	TUG	468	287
672	OCEAN ENDURANCE	2012	TUG	295	0
673	OCEAN ENVY	2005	TUG	358	91
674	OCEAN FAME	2007	TUG	337	175
675	OCEAN GALLANT	1996	TUG	375	99
676	OCEAN GLORY	1981	TUG	299	0
677	OCEAN GRACE	1990	TUG	336	165
678	OCEAN HARMONY	2008	TUG	472	0
679	OCEAN HERCULES	1972	TUG	104	0
680	OCEAN ICON	2010	TUG	295	0
681	OCEAN JOY	1997	TUG	292	80
682	OCEAN LAUREL	1999	TUG	301	0
683	OCEAN LEADER	1977	TUG	289	0
684	OCEAN LEGEND	1992	TUG	215	0
685	OCEAN LIBERTY	2014	TUG	370	0
686	OCEAN MAJESTY	1986	TUG	304	0
687	OCEAN MARVEL	2002	TUG	178	70
688	OCEAN MELODY	1996	TUG	225	0
689	OCEAN MIGHTY	1996	TUG	375	99
690	OCEAN MISTIQUE	1983	TUG	115	0
691	OCEAN MONARCH	2007	TUG	366	146
692	OCEAN NAVIGATOR	2004	TUG	398	181
693	OCEAN NECTAR	2001	TUG	261	0
694	OCEAN PRESTIGE	2003	TUG	389	123
695	OCEAN PRIDE	1982	TUG	305	0
696	OCEAN RADIANCE	1984	TUG	328	138
697	OCEAN REGAL	2002	TUG	288	70
698	OCEAN ROYAL	1984	TUG	328	0
699	OCEAN SPIRIT	2007	TUG	376	171
700	OCEAN SPLENDOUR	1981	TUG	252	95
701	OCEAN SUPREME	2006	TUG	366	146
702	OCEAN SYMPHONY	2006	TUG	362	0
703	OCEAN THUNDER	2012	TUG	472	0
704	OCEAN VALOUR	2002	TUG	365	0
705	OCEAN VICTOR	1978	TUG	276	0
706	OCEAN VIKING	1985	TUG	378	104
707	OCEAN WONDER	1994	TUG	441	572



**Table 1.11 (Contd....)**

**List of all vessels registered for Indian trade as on 31st December, 2015**

<b>Sl No</b>	<b>Name Of the Ship</b>	<b>Year of Built</b>	<b>Type of Vessel</b>	<b>GRT</b>	<b>DWT</b>
708	SEALION AGILE	2003	TUG	298	185
709	SEALION APEX	2003	TUG	298	185
710	SVITZER SURAT	2003	TUG	451	0
<b>OFFSHORE INTERNATIONAL LOGISTICS</b>					
711	ENAKSHI	1996	TUG	229	0
<b>OIL &amp; NATURAL GAS COMM. LTD.</b>					
712	B.S. NEGI	2014	OFF	1831	1817
713	L.J. JOHNSON	2013	OFF	1831	1828
714	N.B. PRASAD	2014	OFF	1831	2500
715	P.R. NAYAK	2013	OFF	1831	1835
716	P.T. VENUGOPAL	2015	OFF	1831	2500
717	SAMUDRIKA-04	1985	OFF	952	1150
718	SAMUDRIKA-1	1986	OFF	952	1150
719	SAMUDRIKA-10	1986	OFF	952	1150
720	SAMUDRIKA-11	1986	OFF	952	1150
721	SAMUDRIKA-15	1985	OFF	949	1255
722	SAMUDRIKA-16	1985	OFF	949	1255
723	SAMUDRIKA-2	1986	OFF	952	1150
724	SAMUDRIKA-3	1986	OFF	952	1150
725	SAMUDRIKA-5	1986	OFF	952	1150
726	SAMUDRIKA-6	1986	OFF	952	1160
727	SAMUDRIKA-8	1986	OFF	952	1150
728	SINDHU-07	1985	OFF	1302	1821
729	SINDHU-12	1985	OFF	1302	1452
730	SAGAR BHUSHAN	1987	SOFF	11103	3331
731	SAGAR VIJAY(D/S)	1985	SOFF	11104	3331
732	SAGARIKA-IV	1983	SOFF	4207	1096
733	SAMUDRA NIDHI (MSV)	1985	SOFF	2995	2189
734	SAMUDRA SANCHANI (RESEARCH)	1986	SOFF	1500	2145
735	SAMUDRA SARVEKSHAK	1986	SOFF	3444	552
736	SAMUDRA SEVAK	1988	SOFF	5455	6710
737	SAMUDRA SURAKSHA	1982	SOFF	5473	7115
<b>ORIENT EXPRESS SHIP MANAGEMENT</b>					
738	SSL GUJRAT	1997	CS	18602	24365
739	ORIENT VICTORY	1989	RORO	6942	9944
<b>ORION AGENCIES LTD.</b>					
740	NIRMITI	1999	DRY	1188	1856
<b>ORION MARITIME PVT. LTD.</b>					
741	M.T. ATHENA	2013	TUG	299	266

*Table 1.11 (Contd....)*

*List of all vessels registered for Indian trade as on 31st December, 2015*

<i>Sl No</i>	<i>Name Of the Ship</i>	<i>Year of Built</i>	<i>Type of Vessel</i>	<i>GRT</i>	<i>DWT</i>
742	M.T. AURA	2013	TUG	299	267
<b>ORION OFFSHORE SERVICES PVT LTD.</b>					
743	M.V. ORION LAXMI	2011	SV	487	464
744	ORION DHANASREE	1994	TUG	233	79
<b>P. SURYA RAO</b>					
745	M.T. SURYA	2002	TUG	59	0
<b>PALLONI PVT. LTD.</b>					
746	MBP 11	2013	BARG	1926	3150
<b>PARADIP PORT TRUST</b>					
747	TARINI	2011	PTMB	284	691
<b>PARKKOT MARITIME AGENCIES</b>					
748	ANUSHREE	1993	DRB	1594	2048
749	BHASKAR	2007	EP	1095	0
750	BHASKAR - II	2010	EP	1095	0
<b>PCL SHIPPING PVT. LTD</b>					
751	DECCAN PRIDE	2005	BC	38877	75477
<b>PEARL SHIPS LTD.</b>					
752	PEARL GRACE	1982	DRB	23797	39316
<b>PENINSULAR TANKERS PVT. LTD., MUMBAI</b>					
753	TAURUS	1986	TANC	8228	15037
<b>PFS SHIPPING INDIA LTD.</b>					
754	PFS NARAYANA	1983	DRB	28330	47442
755	PFS VAMANA	1986	DRB	41671	84700
756	PFS BRAVE	2009	OFF	1922	1921
757	PFS COURAGE	2010	OFF	1922	1921
758	PFS SUPPLIER	2009	SV	1972	3096
<b>PIDILITE IND. LTD.</b>					
759	SEA MARK	2004	SV	45	14
<b>PIL (INDIA) PVT. LTD</b>					
760	KOTA TERAJU	2002	CCON	7683	10728
<b>PILLONJI LOGISTICS LTD.</b>					
761	MPB - 1	2006	BARG	1601	2550
762	MPB - 5	2006	BARG	1284	2140
763	MPB - 6	2006	BARG	1601	2550
764	MPB - II	2006	BARG	1601	2550

*Table 1.11 (Contd....)*

*List of all vessels registered for Indian trade as on 31st December, 2015*

<i>Sl No</i>	<i>Name Of the Ship</i>	<i>Year of Built</i>	<i>Type of Vessel</i>	<i>GRT</i>	<i>DWT</i>
765	MPB - IV	2006	BARG	1601	2550
<b>POLESTAR MARITIME LTD.</b>					
766	ASTER STAR	2015	TUG	195	0
767	BLUE BELL	2004	TUG	194	0
768	HAZAL	2007	TUG	200	203
769	IRIS	2005	TUG	179	0
770	JASMINE STAR	2014	TUG	376	145
771	M.T. IVY	2008	TUG	336	0
772	MT LILAC	2009	TUG	448	0
773	ORCHID	1994	TUG	110	0
774	ORCHID STAR	2012	TUG	468	288
775	PARIJAT MT	2007	TUG	166	150
776	ROSE	1999	TUG	134	0
777	WATER LILY	2011	TUG	462	0
<b>POOMPUHAR SHIPPING COPN. LTD.</b>					
778	TAMIL ANNA	1985	DRB	27986	39985
779	TAMIL KAMRAJ	1987	DRB	27999	39986
780	TAMIL PERIYAR	1986	DRB	27999	39990
<b>PRANIK SHIPPING &amp; SERVICES LTD.</b>					
781	PRANIK PRAVESH	1997	DRY	1874	2849
<b>PRATIBHA SHIPPING LTD.</b>					
782	PRATIBHA BHEEMA	1991	TANC	79718	154971
783	PRATIBHA CHANDRABHAGA	1983	TANC	22126	35225
784	PRATIBHA INDRAYANI	1983	TANC	19245	32042
785	PRATIBHA NARMADA	1982	TANC	36865	62094
786	PRATIBHA TAPI	1987	TANC	23926	40156
787	PRATIBHA WARNA	1988	TANC	23926	40141
788	PRATIBHA CAUVERY	1981	TANP	16949	29810
789	PRATIBHA KOYNA	1992	TANP	28223	47071
790	PRATIBHA NEERA	1986	TANP	30565	28610
<b>PRINCE MARINE TRANSPORT SERVICES</b>					
791	A-ONE	2008	OFF	497	646
792	A-THREE	2012	OFF	496	526
793	HIRA	1983	OFF	867	0
794	KOBE	1983	OFF	639	627
795	VIVA	1975	OFF	999	0
796	ZOYA	1975	OFF	775	0
797	MIGHTY	1986	TUG	288	0
798	SHAKTAN	1968	TUG	273	0

*Table 1.11 (Contd....)*

*List of all vessels registered for Indian trade as on 31st December, 2015*

<i>Sl No</i>	<i>Name Of the Ship</i>	<i>Year of Built</i>	<i>Type of Vessel</i>	<i>GRT</i>	<i>DWT</i>
799	TUG PAMBA	1970	TUG	108	0
800	TUG RAJA	2000	TUG	329	0
<b>PROSPECTS SHIPPING PVT LTD.</b>					
801	PROSPECTS	1979	DRB	14441	17550
<b>R. M. SHIPPING PVT. LTD.</b>					
802	SEA - HAWK - 8	2009	PGER	25	5
803	SEA HAWK - 1	2008	PGER	51	0
804	SEA HAWK - 2	2008	PGER	24	5
805	SEA HAWK - 3	2008	PGER	24	5
806	SEA HAWK - 5	2009	PGER	25	0
807	SEA HAWK - 6	2009	PGER	25	0
808	SEA HAWK - 7	2009	PGER	25	0
809	SEA HAWK- 9	2008	PGER	24	5
<b>RADIANT SHIPPING LTD.</b>					
810	RADIANT CONOPUS	1979	DRB	21623	35157
811	RADIANT POLARIS	1982	DRB	23308	36205
812	RADIANT RIGEL	1981	DRB	23652	40507
813	RADIANT VEGA	1983	DRB	21968	37497
<b>RAJ SHIPPING AGENCIES LTD.</b>					
814	OFFSHORE DEFENDER	1979	OFF	1112	1050
815	OFFSHORE HUNTER	1983	OFF	815	1108
816	OFFSHORE RANGER	1999	OFF	1734	2230
817	OFFSHORE RUNNER	2008	OFF	469	650
818	OFFSHORE SUPPLIER	1974	OFF	708	696
819	OFFSHORE SUPPORTER	2002	OFF	1233	1255
820	DANSTAR (CREW BOAT)	1975	PASS	83	0
821	ANWESHAK	1974	SOFF	715	915
822	TUG ATUL	1966	TUG	284	0
<b>RAJMAHENDRI OIL FIELD SERVICES P LTD.</b>					
823	JOSH	1997	TUG	74	0
824	NOOR	1999	TUG	109	0
<b>RAMESH BABA SUVAMA</b>					
825	RAJAJI	1982	TUG	314	0
<b>RAREFIELD SHIPPING PVT. LTD.</b>					
826	RUSSEL RANI	1995	CCON	7662	0
<b>REACON ENGINEERS(INDIA) PVT. LTD.</b>					
827	AGNI	1976	DRY	299	893

*Table 1.11 (Contd....)*

*List of all vessels registered for Indian trade as on 31st December, 2015*

<i>Sl No</i>	<i>Name Of the Ship</i>	<i>Year of Built</i>	<i>Type of Vessel</i>	<i>GRT</i>	<i>DWT</i>
828	GULMA	1971	DRY	147	337
829	ROSANNA	1969	DRY	399	1060
<b>RELIANCE INDUSTRIES LTD.</b>					
830	REL GAS ESHTA	1991	ECAR	3035	2628
831	REL GAS NAYANTARA	1991	ECAR	3035	2628
832	REL GAS VIKRAM	1990	ECAR	2657	1302
833	ANJALI	2008	PGER	126	94
834	APSARA	2008	PGER	126	94
835	APURVA	2001	PGER	79	0
836	CHETAK	2001	PGER	70	0
837	EAGLE	2001	PGER	70	0
838	POONAM	2001	PGER	79	0
839	REL DARSHAN	2008	SOFF	1215	2284
840	REL SAGAR	2003	SOFF	1206	820
841	REL TUG EIGHT	1981	TUG	252	123
842	REL TUG FOURTEEN	2008	TUG	466	287
843	REL TUG III	1995	TUG	420	238
844	REL TUG NINE	1985	TUG	330	216
845	REL TUG SEVEN	1999	TUG	465	252
846	REL TUG SIX	1999	TUG	465	252
847	REL TUG TEN	1982	TUG	342	105
848	REL TUG V	1982	TUG	121	106
849	REL. TUG IV	1995	TUG	420	238
850	REL.TUG ELEVEN	2003	TUG	296	0
851	RELTUG FIFTEEN	2008	TUG	466	288
852	RELTUG ONE	1992	TUG	150	72
853	RELTUG SIXTEEN	2008	TUG	466	231
854	RELTUG TWELVE	2005	TUG	290	0
855	RELTUG TWO	1992	TUG	150	72
<b>RESHAMSINGH &amp; CO. PVT LTD.</b>					
856	M.V. RESCO - 5	2010	TUG	154	0
857	TUG RESCO-4	2004	TUG	144	0
<b>RSOS - R.K.KATADI</b>					
858	KOHINOOR	1999	TUG	55	31
<b>S. SURYA RAO</b>					
859	TEJA	2005	TUG	159	0
<b>S.K.S. SHIP LTD.</b>					
860	JASMINE	1994	PGER	12	0
861	TULIP	1994	PGER	12	0

*Table 1.11 (Contd....)*

*List of all vessels registered for Indian trade as on 31st December, 2015*

<i>Sl No</i>	<i>Name Of the Ship</i>	<i>Year of Built</i>	<i>Type of Vessel</i>	<i>GRT</i>	<i>DWT</i>
<b>S.R. OFFSHORE P. LTD.</b>					
862	DANISH	2006	BARG	1110	2060
863	REENA	2010	OFF	417	0
864	SCI-04	1984	OFF	1310	1812
865	REGENT	2004	TUG	117	0
866	ROZA	2005	TUG	156	0
867	TAG - 11	1987	TUG	1997	0
<b>S.S. OFFSHORE PVT. LTD.</b>					
868	SAGAR - I	1976	DRB	303	246
869	SAGAR - III	1993	TUG	161	182
870	SAGAR PRINCE	1997	TUG	250	195
<b>SADHAV SHIPPING LTD.</b>					
871	AADYA	1987	AHTS	1997	0
872	SACHINAM I	2006	DRY	1148	2080
873	SHANTAM	2012	DRY	1323	2300
874	SWACHCHAK	2015	UTV	135	68
<b>SADHNA TECH. WORKS PVT. LTD.</b>					
875	SEASTAR AMBA ONE	2003	TUG	193	0
<b>SAFE &amp; SURE MARINE INT. PVT. LTD.</b>					
876	PRIYANKA	1999	DRY	1441	2195
877	SAGAR SEVAK	1972	SOFF	490	826
<b>SAHARA INDIA TOURISM DEV. CORPN. LTD</b>					
878	M.V. QING	1982	PGER	35143	4514
<b>SAHARA SHIPPING PVT. LTD</b>					
879	LION KING	1998	TUG	78	24
<b>SAIBHYA SHIPPING AGRO-MARINE P. LTD</b>					
880	SAI SOWBAGHYA	2015	UTV	267	100
<b>SAKTHI SHIPPING SERVICES (I) PVT. LTD.</b>					
881	JAI VEKKALI MEENAKSHI	1983	DRY	2653	3677
882	M.V. SAKTHI	1982	DRY	1510	2164
<b>SALGAOCAR MINING LTD.</b>					
883	SUNRISE	1974	DRB	34920	58635
884	PYARELAL	2005	TUG	255	283
<b>SALGAONKAR ENGINEERS PVT. LTD.</b>					
885	GOSALIA PROSPECT	1971	DRB	12519	17529

*Table 1.11 (Contd....)*

*List of all vessels registered for Indian trade as on 31st December, 2015*

<i>Sl No</i>	<i>Name Of the Ship</i>	<i>Year of Built</i>	<i>Type of Vessel</i>	<i>GRT</i>	<i>DWT</i>
<b>SAMBHULINGAM MARINE SERVICES</b>					
886	<i>KALINDI</i>	2011	OFF	317	0
<b>SAMRAT ASIA MARITIME LTD.</b>					
887	<i>SAMRAT VIJAYA</i>	1995	DRY	1874	2350
<b>SAMSON MARITIME LTD.</b>					
888	<i>OCEAN JADE</i>	2013	AHTS	1081	699
889	<i>EMERALD</i>	2008	OFF	2443	2443
890	<i>OCEAN CORAL</i>	2013	OFF	2207	1866
891	<i>OCEAN DIAMOND</i>	2007	OFF	2433	3000
892	<i>OCEAN AMETHYST</i>	2009	SV	2418	0
893	<i>OCEAN SAPPHIRE</i>	2010	SV	2921	0
894	<i>OCEAN TANZANITE</i>	2009	SV	873	0
895	<i>ADI SHAKTI</i>	1976	TUG	454	837
896	<i>JADE</i>	1982	TUG	587	458
897	<i>M.V. OCEAN ZIRCON</i>	2011	TUG	341	0
898	<i>OCEAN AQUAMARINE</i>	2007	TUG	1454	1219
899	<i>OCEAN CITRINE</i>	2011	TUG	1071	0
900	<i>OCEAN GARNET</i>	1982	TUG	397	470
901	<i>OCEAN JADE- 1</i>	2013	TUG	1081	723
902	<i>OCEAN LAPIZ</i>	1977	TUG	366	220
903	<i>OCEAN MORGANITE</i>	2013	TUG	2207	1896
904	<i>OCEAN OPAL</i>	2011	TUG	1071	0
905	<i>PERIDOT</i>	1992	TUG	73	0
906	<i>SULAVESI</i>	1984	TUG	747	0
<b>SAMUDRIKA LOGISTICS PVT. LTD.</b>					
907	<i>OCEAN SURVEYOR</i>	1978	OFF	275	290
<b>SAN MARINE</b>					
908	<i>SIRI</i>	2015	TUG	174	0
<b>SANMAR SHIPPING LTD.</b>					
909	<i>SANMAR PARAGOAN</i>	1996	DRB	38560	73080
910	<i>SANMAR PHOENIX</i>	2008	DRB	34312	54747
911	<i>M.T. SANMAR STANZA</i>	1999	TANP	28546	47110
912	<i>SANMAR MAJESTRY</i>	1996	TANP	5973	10314
913	<i>SANMAR SERENADE</i>	1992	TANP	25877	45696
914	<i>SANMAR SONET</i>	1997	TANP	56854	99999
<b>SAURASHTRA FUELS PVT. LTD.</b>					
915	<i>ISPAT SHAKTI</i>	1982	DRY	1836	2780
916	<i>ISPAT SHANTI</i>	1981	DRY	1836	2780

**Table 1.11 (Contd....)**

**List of all vessels registered for Indian trade as on 31st December, 2015**

<b>Sl No</b>	<b>Name Of the Ship</b>	<b>Year of Built</b>	<b>Type of Vessel</b>	<b>GRT</b>	<b>DWT</b>
<b>SCI FORBES LIMITED</b>					
917	BHAIRAVI	2009	TANP	8625	13141
918	M. T. ASAVARI	2009	TANP	8625	13095
919	MALHARI	2010	TANP	8625	13150
920	NEELAMBARA	2010	TANP	8625	13103
<b>SEA RIDES SHIP MANAGEMENT</b>					
921	ONYX	1977	SOFF	1011	1142
<b>SEA SPARKLE HARBOUR SERVICES LTD</b>					
922	DIGNITY	1994	TUG	297	218
923	ESTEEM	1993	TUG	217	153
924	SEALION ACE	2013	TUG	471	187
925	SIGMA	2000	TUG	292	0
<b>SEABRIDGE MARITIME AGENCIES PVT. LTD.</b>					
926	TULIP-1	2000	TUG	125	0
<b>SEAGULL DREDGING PVT. LTD. MUMBAI</b>					
927	PORUNAI	1982	TUG	71	0
<b>SEALAND SHIPPING &amp; EXPORTS PVT.LTD.</b>					
928	CONCORD	1978	DRY	2233	3881
<b>SEALION SPARKLE MARITIME SERVI</b>					
929	ARANI	2000	SOFF	68	7
930	KORTALAIYAR	2000	SOFF	68	7
931	ILANGO	2000	TUG	398	124
932	KAMBAR	2000	TUG	398	130
933	PUGAZHENDHI	2000	TUG	398	126
<b>SEALION SPARKLE PORT &amp; TERMINAL SERVICE</b>					
934	SEALION ADMIRAL	2011	TUG	472	0
935	SEALION SENTINEL	2001	TUG	286	196
936	SEALION STERLING	2001	TUG	286	196
<b>SEAPORT LOGISTICS PVT. LTD</b>					
937	SEAPOL DIAMOND	2015	BARG	1226	0
938	SEAPOL PEARL	2015	BARG	1233	0
939	SEAPOL RUBY	2015	BARG	1340	0
<b>SEASHORES INFRA LOGISTICS</b>					
940	HEMAVATHI	1988	PTMB	269	115
<b>SEASPAN SHIPPING LTD.</b>					



*Table 1.11 (Contd....)*

*List of all vessels registered for Indian trade as on 31st December, 2015*

<i>Sl No</i>	<i>Name Of the Ship</i>	<i>Year of Built</i>	<i>Type of Vessel</i>	<i>GRT</i>	<i>DWT</i>
941	SEASPAN-III	1990	PGER	643	139
<b>SEATRANS SHIPPING CORPN. LTD.</b>					
942	UMASHRI	1976	TUG	42	0
<b>SEAWAYS SHIPPING LIMITED</b>					
943	SEAWAYS VALOUR M.T.	1991	DRY	11998	14140
944	SEAWAYS VENTURE M.T.	1991	DRY	11998	14140
<b>SESA GOA LTD.</b>					
945	ORISSA	1979	DRB	46314	80000
<b>SESA SHIPPING(P) LTD.</b>					
946	TUG COURAGEOUS	1988	TUG	121	0
<b>SESA STERLITE LTD.</b>					
947	ROYAL SESA	2012	BARG	5522	3519
<b>SETHUSAMUDRAM CORP.TD., CHENNAI</b>					
948	ALLI	2010	MOTO	17	0
949	ARLI	2010	MOTO	17	0
950	KURUNJI	2009	MOTO	17	0
951	M.V. PULIVASAL	2010	MOTO	48	0
952	M.V. SINGHLE	2010	MOTO	48	0
953	MALLIGAI	2009	MOTO	17	0
954	MULLAI	2009	MOTO	17	0
955	MUSAL	2009	MOTO	48	0
956	PARIJATHAM	2010	MOTO	17	0
957	POOMARICHAN	2009	MOTO	48	0
958	THAMARAI	2010	MOTO	17	0
<b>SETRANS SHIPPING LTD.</b>					
959	GURPUR	1976	TUG	249	184
<b>SEVEN ISLAND SHIPPING LTD</b>					
960	AGILITY	1997	TANC	29083	44970
961	DELIGHT	1992	TANC	5001	8614
962	M.T. ORCHIDS	1986	TANC	17612	28810
963	OAKTREE	1993	TANC	28277	46842
964	PRUDENT	1991	TANC	28223	0
965	SAFFRON	1998	TANC	81565	149999
966	VICTORY	1990	TANC	18260	29932
967	VIJAYDOOT	1984	TANP	4473	7314
<b>SHAHI SHIPPING LTD.</b>					

*Table 1.11 (Contd....)*

*List of all vessels registered for Indian trade as on 31st December, 2015*

<i>Sl No</i>	<i>Name Of the Ship</i>	<i>Year of Built</i>	<i>Type of Vessel</i>	<i>GRT</i>	<i>DWT</i>
968	ROYAL GODAVARI	1988	TUG	121	0
<b>SHANTI SHIPPING CO.(P) LTD</b>					
969	ISLAND PRINCESS	1967	DRY	760	830
<b>SHIPPING CORPN. OF INDIA</b>					
970	SCI URJA	2012	AHTS	2067	2002
971	K.D. MALAVIYA	2012	BARG	1831	0
972	VISHVA UDAY	2013	BC	44861	81696
973	INDIRA GANDHI	1993	CCON	21963	28948
974	LAL BAHADUR SHASTRI	1993	CCON	21963	28902
975	RAJIV GANDHI	1994	CCON	21963	28965
976	GOA	1998	DRB	28029	45801
977	M.V. VISVA BANDHAN	2011	DRB	33185	0
978	M.V. VISVA MALHAR	2011	DRB	33032	0
979	M.V. VISVA NIDHI	2011	DRB	33170	0
980	M.V. VISVA PREM	2011	DRB	33185	57161
981	M.V. VISVA VIJETA	2011	DRB	33032	0
982	VISVA ANAND	2012	DRB	44007	80204
983	VISVA DIKSHA	2012	DRB	33185	57133
984	VISVA EKTA	2011	DRB	33185	57100
985	VISVA JYOTI	2012	DRB	44864	82091
986	VISVA PREETI	2012	DRB	44007	80250
987	VISVA VIJAY	2012	DRB	44010	80312
988	VISVA VIKAS	2012	DRB	33185	57138
989	VISVA VINAY	2012	DRB	44007	80139
990	SCI CHENNAI M.V.	2008	DRY	43679	57813
991	SCI MUMBAI M.V.	2008	DRY	43679	57785
992	ANNA PURNA	1991	LCAR	17778	17601
993	NANGA PARBAT	1991	LCAR	17778	17601
994	C.P. SRIVASTAVA	1984	OFF	1310	1758
995	NALANDA	2012	OFF	2633	3093
996	SCI YAMUNA	2012	OFF	2633	3095
997	SCI-05	1984	OFF	1310	1819
998	TAMIL NADU	2000	OOBC	28029	45792
999	HARSHVARDHAN	1974	PASS	11238	5271
1000	RAMANUJAN	1972	PASS	823	163
1001	ABUL KALAM AZAD	1999	TANC	51793	92687
1002	ANKLESHWAR	1994	TANC	80130	147563
1003	DESH BHAKT	2003	TANC	61978	110000
1004	DESH GAURAV	2003	TANC	61978	110000
1005	DESH MAHIMA	2010	TANC	64397	115611
1006	DESH PREM	2003	TANC	61978	110000

*Table 1.11 (Contd....)*

*List of all vessels registered for Indian trade as on 31st December, 2015*

<i>Sl No</i>	<i>Name Of the Ship</i>	<i>Year of Built</i>	<i>Type of Vessel</i>	<i>GRT</i>	<i>DWT</i>
1007	<i>DESH RAKSHAK</i>	2003	TANC	61978	110000
1008	<i>DESH SHAKTI</i>	2003	TANC	84261	146840
1009	<i>DESH SHANTI</i>	2004	TANC	84261	146114
1010	<i>DESH UJAALA</i>	2005	TANC	161202	316217
1011	<i>DESH VIBHOR</i>	2015	TANC	165319	316634
1012	<i>DESH VISHAL</i>	2009	TANC	162412	320071
1013	<i>GURU GOVIND SINGH PVC</i>	1995	TANC	80130	147498
1014	<i>HOMI BHABHA</i>	1982	TANC	25040	41123
1015	<i>M. T. SWARNA KALASH</i>	2009	TANC	29845	47878
1016	<i>MAHARAJA AGRASEN</i>	1995	TANC	80130	147469
1017	<i>MAHARSHI PARASHURAM</i>	2002	TANC	51785	93322
1018	<i>SWARNA BRAHMAPUTRA</i>	2010	TANC	42845	73368
1019	<i>SWARNA GANGA</i>	2010	TANC	42845	73368
1020	<i>SWARNA GODAVARI</i>	2010	TANC	42845	73368
1021	<i>SWARNA JYANTI</i>	2010	TANC	57702	104900
1022	<i>SWARNA KAMAL</i>	2010	TANC	57702	104903
1023	<i>SWARNA KAVERI</i>	1975	TANC	42845	73665
1024	<i>SWARNA KRISHNA</i>	2010	TANC	42845	73368
1025	<i>SWARNA MALA</i>	2010	TANC	29993	51196
1026	<i>SWARNA PUSHPA</i>	2010	TANC	29845	47795
1027	<i>SWARNA SINDHU</i>	2010	TANC	42845	73368
1028	<i>BANKIMCHANDRA CHATTERJEE</i>	1994	TANP	26474	45134
1029	<i>DESH SAMMAN</i>	2011	TANP	64397	0
1030	<i>DESH SHOBHA</i>	2012	TANP	81334	157985
1031	<i>DESH VAIBHAV</i>	2005	TANP	161202	316409
1032	<i>DESH VIRAT M.T.</i>	2008	TANP	162416	319000
1033	<i>M.T. DESH GARIMA</i>	2011	TANP	64397	114790
1034	<i>M.T. DESH SURKSHA</i>	2011	TANP	64397	114790
1035	<i>SAMPURNA SWARAJYA</i>	1998	TANP	21827	32948
1036	<i>SUVARNA SWARAJYA</i>	1998	TANP	21827	32902
1037	<i>M.V. SCI PANNA</i>	2011	TUG	2040	2000
1038	<i>M.V. SCI POWER</i>	2011	TUG	2067	1994
1039	<i>SCI AHIMSA</i>	2012	TUG	2067	2005
1040	<i>SCI KUNDAN</i>	2012	TUG	2067	2010
1041	<i>SCI MUKTA</i>	2012	TUG	2039	1965
1042	<i>SCI RATNA</i>	2011	TUG	2039	0
1043	<i>VISHVA CHETNA</i>	2013	TUG	44864	81734
<b>SHIV SHIPPING SERVICES</b>					
1044	<i>SHIV SHAKTI</i>	2013	BARG	1583	2000
<b>SHIV VANI OIL &amp; GAS EXPLORATION</b>					
1045	<i>SACHINAM</i>	1998	PGER	174	46

*Table 1.11 (Contd....)*

*List of all vessels registered for Indian trade as on 31st December, 2015*

<i>Sl No</i>	<i>Name Of the Ship</i>	<i>Year of Built</i>	<i>Type of Vessel</i>	<i>GRT</i>	<i>DWT</i>
<b>SHIVA MARKETING LTD.</b>					
1046	SHIV KRIPA	1995	TUG	157	0
<b>SHREE KRISHNA QUARRY PVT. LTD.</b>					
1047	SHREE KRISHNA XV	2010	TANP	708	0
<b>SHREE KRISHNA STEVEDON PVT. LTD.</b>					
1048	SHREE KRISHNA - VII	2010	BARG	1520	2100
1049	SHREEKRISHNA - X	2010	BARG	1527	2312
1050	SHREEKRISHNA - XI	2010	BARG	1527	2312
1051	SHREE KRISHNA - IX	2009	DRB	1518	2100
1052	SHRI KRISHNA - VIII	2010	DRB	1520	2100
<b>SHREE SAGAR STEVEDORE</b>					
1053	SWAMI SAGAR	2011	MOTO	1066	0
<b>SHREE VARALAKSHMI OFFSHORE SERVICES</b>					
1054	GANGOTHRI	2010	MOTO	69	0
<b>SHREEJI SHIPPING SERVICES (INDIA) LTD.</b>					
1055	THREWIN SPLENDOUR	1989	DRY	1446	1883
1056	THREWIN SUCCESS	1990	DRY	1446	1878
1057	EPSOM FREYA	1999	TUG	247	0
<b>SHREYAS SHIPPING &amp; LOGISTICS LTD</b>					
1058	SSL BHARAT	1997	CS	29383	34670
1059	SSL CHENNAI	1998	CS	8214	11506
<b>SHREYAS SHIPPING LTD.</b>					
1060	INDEPENDENT SPIRIT	1991	CCON	12997	17610
1061	OEL KOCHI	1998	CCON	21339	24553
1062	OEL KUTCH	1998	CCON	21339	24553
1063	OEL TRUST	1992	CCON	11872	14371
1064	ORIENT PATRIOT	1983	CCON	17702	20182
1065	ORIENT VISION	1979	CCON	4802	6302
1066	SSL MUMBAI	1997	CCON	18602	24374
1067	UNITY	1990	CCON	11982	14100
<b>SHRI ARVIND SHAH P/O AECADIA</b>					
1068	MV KB-1	2010	TUG	69	0
<b>SHRI MANKESHWAR MECHANICAL SERVICES</b>					
1069	VIJAYANTI	1975	TUG	62	0
<b>SHRI RASHED AHMED MUJAWAR PROPRIETOR</b>					

*Table 1.11 (Contd....)*

*List of all vessels registered for Indian trade as on 31st December, 2015*

<i>Sl No</i>	<i>Name Of the Ship</i>	<i>Year of Built</i>	<i>Type of Vessel</i>	<i>GRT</i>	<i>DWT</i>
1070	FARDEEN - I	2011	DRB	1398	2213
<b>SICAL LOGISTICS LTD.</b>					
1071	BULK CHALLENGER	2002	DRY	7594	10500
<b>SICAL SHIPPING LIMITED.</b>					
1072	SPIC EMERALD	1983	ACID	11712	17465
<b>SINDHU MARINE</b>					
1073	KOHINOOR - 1	2012	TUG	348	0
1074	KOHINOOR - II	2006	TUG	55	0
1075	KOHINOOR - III	2014	TUG	158	116
1076	SONA- II	2009	TUG	357	0
<b>SOUTH EAST ASIA MARINE ENGG. &amp; CONST. LTD.</b>					
1077	SEAMEC - I	1983	SOFF	2557	2001
1078	SEAMEC - II	1982	SOFF	4327	2067
1079	SEAMEC-III	1984	SOFF	4327	2067
1080	SEAMEC PRINCES	1984	SV	11121	6286
<b>SPARKLE PORT SERVICES LTD.</b>					
1081	OCEAN ELITE	2012	TUG	468	0
1082	OCEAN ENTERPRISE	2012	TUG	468	0
1083	OCEAN PERFECT	2011	TUG	493	0
1084	OCEAN PIONEER	2011	TUG	493	0
<b>SRI GANESH DURGA MARINE SERVICES</b>					
1085	GANESH	2012	MOT	75	0
<b>SRI V. JESWARYAMBICA BARGE SUPPLIERS</b>					
1086	VARMA	2015	TUG	78	0
<b>SRI VARI LOGISTICS (I) LTD.</b>					
1087	OCEAN GLORY NO. 10	2001	TUG	680	0
1088	OCEAN GLORY NO. 9	1997	TUG	630	0
<b>STAR MARINE SERVICES</b>					
1089	SILVER STAR	2009	TUG	50	0
<b>STAR SHIPPING LTD.</b>					
1090	MV KOTTAI RAMAIAH	2012	DRB	187	239
<b>STEADFAST SHIPPING PVT. LTD.</b>					
1091	BHARATI - VII	1994	TUG	782	997
<b>SULA SHIPPING &amp; LOGISTICS PVT. LTD.</b>					
1092	VIGHNRAJ	1982	DRB	40504	0

*Table 1.11 (Contd....)*

*List of all vessels registered for Indian trade as on 31st December, 2015*

<i>Sl No</i>	<i>Name Of the Ship</i>	<i>Year of Built</i>	<i>Type of Vessel</i>	<i>GRT</i>	<i>DWT</i>
<b>SUNRISE MARINE SERVICES</b>					
1093	<i>KOHINOOR-II</i>	2006	TUG	61	0
1094	<i>SUNRISE - II</i>	2012	TUG	68	0
1095	<i>SUNRISE -1</i>	2012	UTV	65	0
<b>SUPER TUG OFFSHORE SERVICES PVT LTD.</b>					
1096	<i>MERMAID-2</i>	2008	TUG	299	388
1097	<i>MERMAID-I</i>	1986	TUG	210	185
<b>SUPER TUG OFFSHORE SERVICES PVT. LTD.</b>					
1098	<i>MERMAID - 3</i>	2003	TUG	356	0
<b>SUPREME GLOBAL SERVICE PVT. LTD.</b>					
1099	<i>SUPREME VISION</i>	1994	OFF	495	0
<b>SUPREME MARINES</b>					
1100	<i>BHUVAN</i>	2012	MOT	75	0
<b>SVITZER WIJAMNLLER HAZIRA PVT LTD.</b>					
1101	<i>SVITZER ECHO</i>	2012	TUG	906	250
1102	<i>SVITZER HAZIRA</i>	2003	TUG	451	0
<b>SVS MARINE SERVICES (P) LTD.</b>					
1103	<i>SURYA - 4</i>	2014	BC	2460	3000
1104	<i>SURYA- 1</i>	2010	BC	1330	2200
1105	<i>SURYA- 2</i>	2010	BC	1330	2200
1106	<i>SURYA -3</i>	2014	DRB	2460	3000
1107	<i>ANUKOOL</i>	1985	TUG	370	0
1108	<i>M.V. BHAGAVATI</i>	1989	TUG	329	0
1109	<i>SURYA SHAKTI</i>	2000	TUG	184	163
<b>SVUL PROJECT LTD.</b>					
1110	<i>SATYAM</i>	1988	PGER	113	0
1111	<i>SHIVAM</i>	1988	PGER	113	0
1112	<i>SUNDARAM</i>	1988	PGER	113	0
<b>SYNERGY OFFSHORE SERVICES</b>					
1113	<i>SONALI</i>	2001	OFF	189	125
<b>TAG OFFSHORE LTD.</b>					
1114	<i>TAG- 10</i>	2010	AHTS	2430	2503
1115	<i>TAG -13</i>	2013	AHTS	2267	1700
1116	<i>TAG - 4</i>	2009	OFF	1922	1884
1117	<i>TAG - 5</i>	2009	OFF	1904	0
1118	<i>TAG - 9</i>	2010	OFF	1922	1921

*Table 1.11 (Contd....)*

*List of all vessels registered for Indian trade as on 31st December, 2015*

<i>Sl No</i>	<i>Name Of the Ship</i>	<i>Year of Built</i>	<i>Type of Vessel</i>	<i>GRT</i>	<i>DWT</i>
1119	TAG-14	2014	OFF	3469	3800
1120	TAG-15	2015	OFF	1944	1451
1121	TAG-16	1999	OFF	1734	2284
1122	TAG-17	1996	OFF	1969	3120
1123	TAG-18	1996	OFF	1969	3100
1124	TAG-19	1998	OFF	1974	2067
1125	TAG- 8	2009	SV	2369	0
1126	M.V. TAG LAXMI	2011	TUG	341	0
1127	TAG - 7	2010	TUG	1906	2021
1128	TAG -6	2012	TUG	2360	2437
1129	TAG RAJBIR	2010	TUG	432	0
1130	TAG SHWETA	2011	TUG	432	0
1131	TAG-12	2011	TUG	2272	0
<b>TAG SEA LOGISTICS LTD</b>					
1132	NAND HEERA	1984	OFF	1313	1751
1133	NAND KRISHNA	1984	OFF	1313	1450
1134	NAND PANNA	1984	OFF	1313	1751
1135	TAG SHIV	2006	TUG	431	0
1136	TAG SIA	2006	TUG	431	0
1137	TUG MAMTA	2005	TUG	428	227
<b>TARUN SHIPPING &amp; INDUSTRIES LTD.</b>					
1138	NEEL AKASH	1984	OFF	989	1086
1139	NEEL KAMAL	1983	OFF	989	1086
<b>TCI SEAWAYS LTD.</b>					
1140	TCI ARJUN	2002	CCON	7511	10524
1141	M.V. TCI LAKSHMI	1997	DRB	3850	4765
1142	M.V. TCI PRABHU	1999	DRB	2545	0
1143	TCI SHAKTI	1982	DRY	1510	2158
1144	TCI SURYA	1998	DRY	3620	4508
<b>TEBMA TEAM LTD.</b>					
1145	TEBMA TEAM - 2	2007	TUG	151	0
<b>THE CHAIRMAN, V.O.C PT,TUTICORIN</b>					
1146	NALATHANNI	2009	MOTO	48	0
<b>THE INDIA CEMENT LTD., CHENNAI</b>					
1147	CHENNAI JAYAM	1983	DRB	24681	41824
1148	CHENNAI PERUMAI	1983	DRB	23991	38002
1149	CHENNAI SELVAM	2001	DRB	30066	65600
<b>THE PRESIDENT OF INDIA</b>					

*Table 1.11 (Contd....)*

*List of all vessels registered for Indian trade as on 31st December, 2015*

<i>Sl No</i>	<i>Name Of the Ship</i>	<i>Year of Built</i>	<i>Type of Vessel</i>	<i>GRT</i>	<i>DWT</i>
1150	INDIRA POINT	2015	MOTO	2477	1500
<b>THE PRESIDENT OF INDIA, UT OF LAKSHADWEEP</b>					
1151	BLACK MERLIN	2007	PASS	164	24
1152	BLUE MERLIN	2007	PASS	164	24
1153	LAPATHY	2008	PASS	330	0
1154	NORTH BAY	2008	PASS	330	0
1155	SKIP JACK	2007	PASS	164	24
<b>TIMBLO PVT LTD.</b>					
1156	SHATIXA	2002	DRB	7594	12207
<b>TIME TRADER</b>					
1157	TIME TRADER	2004	TUG	113	0
<b>TM HARBOUR SERVICES PVT. LTD.</b>					
1158	BAHUDA	2010	TUG	472	0
1159	BAITARANI	2010	TUG	462	0
1160	BRAHMANI	2010	TUG	462	0
<b>TOLANI SHIPPING CO. LTD.</b>					
1161	PRABHU DAS	2005	DRB	40002	76015
1162	PRABHU LAL	2004	DRB	30057	52491
1163	PRABHU MIHIKA	2005	DRB	30651	55557
1164	PRABHU PUNI	2002	DRB	40002	76016
1165	PRABHU SAKHAWAT	2005	DRB	40053	75944
1166	PRABHU SUMAT	2012	DRB	44232	0
<b>TRANS ASIAN SHIPPING SERVICES</b>					
1167	KANIVU	1988	CCON	18342	19710
1168	KRIPA	1979	RORO	10848	8945
<b>TRANSCOASTAL CARGO &amp; SHIPPING</b>					
1169	COASTAL EXPRESS-2	1984	CCON	10962	14007
1170	COASTAL EXPRESS 1	1985	DRY	6182	7738
<b>TRANSPORT CORPN. OF INDIA.</b>					
1171	BHORUKA-I	1976	DRY	300	710
<b>TRANSTAR MARINE &amp; OFFSHORE SERVICES</b>					
1172	M.V. SUMAYLA ONE	1984	OFF	1078	0
1173	TRANSTAR	1995	TUG	177	0
<b>TRITON MARITIME PVT. LTD.</b>					
1174	TRITON GRACE	2009	OFF	1943	1575
1175	M. T. MARIGOLD	2009	TUG	476	0



*Table 1.11 (Contd....)*

*List of all vessels registered for Indian trade as on 31st December, 2015*

<i>Sl No</i>	<i>Name Of the Ship</i>	<i>Year of Built</i>	<i>Type of Vessel</i>	<i>GRT</i>	<i>DWT</i>
1176	M.V. TRITON ENERGY	2011	TUG	373	0
<b>TRITON OVERWATER TPT. AGENCY LTD.</b>					
1177	TRITON I	1992	PGER	35	0
1178	TRITON II	1992	PGER	35	0
<b>TUTICORIN PORT TRUST</b>					
1179	INDIRAGANDHI	1987	PTMB	377	0
1180	THIRUVALLUVAR	1995	PTMB	377	0
1181	TUTICORIN	2006	PTMB	425	0
<b>U. T. OF LAKSHADWEEP</b>					
1182	MV LAGOONS	2015	PGER	5938	1200
1183	KALPITI	2007	TUG	179	0
<b>UNION OF INDIA (MOST)</b>					
1184	YEREWA	1964	PASS	1552	370
<b>UNITED SHIPPERS LTD.</b>					
1185	SOMESHWAR	2012	BARG	4068	1750
1186	BALCHANDRA	2011	DRB	1057	1784
1187	BHAGIRATHI	2011	DRB	1055	1767
1188	BRAMHANATH	2011	DRB	1057	1767
1189	JALGAMINI	2011	DRB	1056	1779
1190	SHANTINATH	2010	DRB	1054	1738
1191	VAIDYANATH	2011	DRB	1054	1771
1192	SRINATH	1977	TUG	40	0
<b>UNITED SHIPPING LTD.</b>					
1193	VIGHNESWAR	2012	TUG	1063	1750
<b>UTL, KAVARTHI</b>					
1194	M.V. CORALS	2014	TUG	5939	0
<b>V.S. DEMPO &amp; COMPANY LTD.</b>					
1195	PRIYAMVADA	1982	DRB	12210	7476
<b>V.S. MARINE SERVICE</b>					
1196	M.V. ALLIANCE	2011	TUG	165	125
<b>VAMSEE SHIPPING CARRIER PVT. LTD</b>					
1197	M.T. VAMSEE	1995	MTK	999	1059
1198	VAMSEE-II	1988	TANP	496	1179
<b>VAN OORD INDIA PVT. LTD.</b>					
1199	COSTA BLANCA	1974	DRED	1196	0

*Table 1.11 (Contd....)*

*List of all vessels registered for Indian trade as on 31st December, 2015*

<i>Sl No</i>	<i>Name Of the Ship</i>	<i>Year of Built</i>	<i>Type of Vessel</i>	<i>GRT</i>	<i>DWT</i>
1200	VOLVOX DELTA	1984	DRED	8089	12484
<b>VARUN SHIPPING LTD.</b>					
1201	MAHARSHI BHARADWAJ	1992	LCAR	43635	59421
1202	MAHARSHI KRISHNATREY	1991	LCAR	23878	27250
1203	MAHARSHI MAHATRAYA	1991	LCAR	23878	27750
1204	MAHARSHI SHUBHATREYA	1982	LCAR	29240	29999
1205	MAHARSHI VAMADEVA	1991	LCAR	34974	43558
1206	AMBA BHAKTI	1997	TANC	56127	106597
1207	AMBA BHAVANI	2005	TANC	58136	107081
<b>VIKRAM SHIPPING LTD.</b>					
1208	KRISHNA-I	1996	TUG	241	49
1209	KRISHNA-II	1997	TUG	241	49
<b>VINAYAK MARINE SERVICES PVT LTD.</b>					
1210	MEENAKSHI	1978	PASS	199	34
1211	VMS-3	1989	PASS	140	34
1212	VMS 21	1991	TUG	154	93
<b>VISAKHAPATNAM PORT TRUST</b>					
1213	COL. H.C. ART. WRIGHT REID	2012	PTMB	379	0
1214	DOLPHIN	1964	PTMB	425	0
1215	GHD SAGAR DURGA	2004	PTMB	896	0
1216	JHANSI RANI	2005	PTMB	381	0
1217	MAHATMA	2000	PTMB	489	0
1218	NAGARJUN	1964	PTMB	425	0
1219	NETRAVATHI	1988	PTMB	342	0
1220	SAHAY	1993	PTMB	392	0
1221	SARDAR PATEL	2000	PTMB	489	0
1222	SWARNA	1984	PTMB	368	0
1223	SWATANTRA	1997	PTMB	359	0
1224	VAJRA	2000	PTMB	366	0
1225	VPT FIRE FLOAT	2003	PTMB	345	0
1226	A.W. DELIMA	2011	TUG	379	0
<b>VMS INDUSTRIES PVT. LIMITED</b>					
1227	ADINATH - 8	1995	TUG	162	0
<b>VNS OFF-SHORE SERVICES CO. LTD.</b>					
1228	KANSI GAURI	1956	TUG	132	192
<b>VSSR SHIPPING CO.</b>					
1229	KB - VII	2011	DRB	191	0

*Table 1.11 (Contd....)*

*List of all vessels registered for Indian trade as on 31st December, 2015*

<i>Sl No</i>	<i>Name Of the Ship</i>	<i>Year of Built</i>	<i>Type of Vessel</i>	<i>GRT</i>	<i>DWT</i>
<b>WATERWAYS SHIPYARD PVT LTD.</b>					
1230	CARAVELA	2000	PGER	1307	392
1231	SURYA MUKHI	1987	UTC	2200	3470
<b>WELSPUN MAXSTEEL LTD.</b>					
1232	RADHA KRISHNA - II	1996	BARG	1691	2961
1233	RADHA KRISHNA - III	1997	BARG	1694	2918
1234	RADHA KRISHNA - IV	1997	BARG	1693	2950
1235	KUMAR	1994	DRY	1874	2873
1236	MANGALAM	1994	DRY	1874	2873
1237	NEERJA	1994	DRY	1874	2873
1238	VASAVA DATTA	1994	DRY	1874	2873
<b>WEST ASIA MARITIME LTD.</b>					
1239	GEM OF ENNORE	2000	DRB	39479	73879
1240	GEM OF PARADEEP	1984	DRB	24111	41090
<b>WHITE SAND, HOWRAH</b>					
1241	WHITE SAND	2006	PASS	25	0
<b>YOGI SEAWAYS PVT. LTD</b>					
1242	ANDAMAN FORTUNE	1970	DRY	690	844
<b>YOJAKA (INDIA) PVT. LTD.</b>					
1243	YOJAKA VEGA	2012	CREW	27	0
1244	YOJAKA RIPPLES	2009	TUG	50	0
<b>ZEN SHIPPING &amp; PORTS INDIA PVT. LTD.</b>					
1245	MT TULIP	2000	TANC	5998	10280
1246	M.T. BONCHEM	2001	TANP	8253	14003
<b>TOTAL</b>				10508294	15469236

**SECTION - 2**

**OVERSEAS SHIPPING**

**Table 2.1**  
**Growth of Overseas Fleet - By Type of Vessels (As on 31st December)**

(000 GRT/DWT)

Year	Item	Type of Vessels						Total
		Dry Cargo* Liner	Dry Cargo Bulk	Oil Tanker@	Ore/oil Bulk Carrier \$	Passen- ger-cum- Cargo**	Timber Carrier	
(1)	(2)	(3)	(4)	(5)	(6)	(7)	(8)	(9)
<b>1994</b>	No. of Vessels	51	104	69	3	1	3	231
	GRT	591	2419	2463	172	8	12	5665
	DWT	829	4108	4338	312	9	20	9616
<b>1995</b>	No. of Vessels	47	122	75	3	1	3	251
	GRT	560	2841	2712	171	8	12	6304
	DWT	787	4819	4767	312	9	20	10714
<b>1996</b>	No. of Vessels	45	124	77	3	1	3	253
	GRT	547	2919	2690	171	8	12	6347
	DWT	757	4942	4623	312	9	20	10663
<b>1997</b>	No. of Vessels	42	117	78	3	1	3	244
	GRT	527	2763	2743	171	8	12	6224
	DWT	716	4686	4715	312	9	20	10458
<b>1998</b>	No. of Vessels	40	110	81	3	1	2	237
	GRT	496	2630	2818	171	8	8	6131
	DWT	669	4461	4814	312	9	13	10278
<b>1999</b>	No. of Vessels	41	104	90	3	1	2	241
	GRT	523	2454	3209	171	8	8	6373
	DWT	704	4146	5529	312	9	13	10713
<b>2000</b>	No. of Vessels	34	105	91	4	1	2	237
	GRT	433	2509	3086	200	8	8	6244
	DWT	581	4242	5376	355	9	13	10576
<b>2001</b>	No. of Vessels	23	106	92	4	1	2	228
	GRT	304	2615	3102	200	8	8	6237
	DWT	397	4456	5408	355	9	13	10638
<b>2002</b>	No. of Vessels	18	81	88	2	2	2	193
	GRT	231	1986	3071	95	11	8	5402
	DWT	304	3361	5389	169	9	13	9245
<b>2003</b>	No. of Vessels	14	78	98	2	2	2	196
	GRT	182	1827	3694	95	11	8	5817
	DWT	240	3075	6495	169	9	13	10001

**Table 2.1 Contd...  
Growth of Overseas Fleet - By Type of Vessels (As on 31st December)**

(000 GRT/DWT)

Year	Item	Type of Vessels						Total
		Dry Cargo* Liner	Dry Cargo Bulk	Oil Tanker@	Ore/oil Bulk Carrier \$	Passen-ger-cum-Cargo**	Timber Carrier	
(1)	(2)	(3)	(4)	(5)	(6)	(7)	(8)	(9)
2004	No. of Vessels	17	82	110	2	2	2	215
	GRT	189	1842	4748	95	11	8	6893
	DWT	235	3093	8339	169	9	13	11858
2005	No. of Vessels	26	89	116	2	3	0	236
	GRT	210	0	0	0	0	0	7427
	DWT	0	0	0	0	0	0	0
2006	No. of Vessels	38	87	120	2	3	0	250
	GRT	227	2169	5075	95	11	0	7577
	DWT	257	3730	8888	169	10	0	13054
2007	No. of Vessels	55	95	122	2	3	0	277
	GRT	297	2633	5100	95	11	0	8136
	DWT	345	4613	8914	169	10	0	14050
2008	No. of Vessels	76	95	120	2	3	0	296
	GRT	468	2645	5127	95	11	0	8346
	DWT	557	4622	8995	169	10	0	14353
2009	No. of Vessels	96	89	122	2	3	0	312
	GRT	518	2521	5354	95	11	0	8499
	DWT	585	4414	9458	169	10	0	14636
2010	No. of Vessels	106	92	136	2	4	0	340
	GRT	672	2563	5802	95	20	0	9152
	DWT	788	4495	10219	169	10	0	15681
2011	No. of Vessels	118	108	140	2	4	0	372
	GRT	699	3223	5976	95	20	0	10013
	DWT	786	4404	10321	169	10	0	15690
2012	No. of Vessels	123	102	120	1	4	0	350
	GRT	754	3092	5437	28	20	0	9331
	DWT	818	4082	9357	46	10	0	14313
2013	No. of Vessels	134	97	119	10	4	0	364
	GRT	968	2803	5382	75	20	0	9247
	DWT	1190	3479	9254	97	11	0	14032
2014	No. of Vessels	135	92	115	12	4	0	358
	GRT	1023	2631	5316	100	20	0	9090
	DWT	1285	3328	9126	135	11	0	13885
2015	No. of Vessels	138	88	117	25	5	0	373
	GRT	1164	2380	5281	155	26	0	9006
	DWT	1523	2954	9071	208	12	0	13768

\* Includes Cellular Containers, Dredgers , Ro-Ro Container Vessels, Supply Vessels, Tugs, Container Ships, Hooper Dredger, Motor Ship, M.P.S.V ,Bulk Carriers and Barges

# Includes A.H.T.S, Well- Stimulation,Polar Satellite Vessels and Research Vessels

@ Includes Acid ,LPG & Gas Carriers

\*\* Includes Passenger Vessels and Passenger Service

\$ Includes Off-shore Supply Vessels and Product Tankers

**Table 2.2**  
**Growth of Overseas Fleet - By Size of Vessels ( As on 31st December )**

('000 GRT)

Year	Item	Size								Total
		Below 999	1000-4999	5000-9999	10000-19999	20000-34999	35000-49999	50000-84999	85000 & Above	
(1)	(2)	(3)	(4)	(5)	(6)	(7)	(8)	(9)	(10)	(11)
1994	No. of Vessels	1	11	12	97	66	27	15	2	231
	GRT	1	44	106	1407	1667	1117	1059	264	5665
1995	No. of Vessels	1	10	9	104	80	28	17	2	251
	GRT	Neg.	39	75	1548	2009	1148	1221	264	6304
1996	No. of Vessels	1	7	9	103	87	23	22	1	253
	GRT	Neg.	25	75	1555	2189	901	1462	140	6347
1997	No. of Vessels	1	6	7	98	86	24	21	1	244
	GRT	Neg.	22	56	1499	2179	940	1389	139	6224
1998	No. of Vessels	1	8	6	87	89	24	21	1	237
	GRT	Neg.	26	46	1326	2263	940	1390	140	6131
1999	No. of Vessels	1	9	5	89	88	23	25	1	241
	GRT	Neg.	30	41	1363	2249	898	1652	140	6373
2000	No. of Vessels	1	10	5	81	92	29	19	-	237
	GRT	Neg.	35	40	1251	2352	1150	1416	-	6244
2001	No. of Vessels	1	10	5	70	90	31	21	-	228
	GRT	Neg.	35	40	1108	2310	1268	1476	-	6237
2002	No. of Vessels	1	9	6	53	78	25	21	-	193
	GRT	Neg.	27	39	833	2013	1025	1465	-	5402
2003	No. of Vessels	1	12	6	49	70	26	32	-	196
	GRT	Neg.	35	39	774	1817	1061	2091	-	5817
2004	No. of Vessels	1	17	7	48	76	22	40	4	215
	GRT	Neg.	47	46	755	1972	855	2615	603	6893
2005	No. of Vessels	6	22	13	42	81	24	43	5	236
	GRT	2	57	60	730	2143	890	2774	769	7427
2006	No. of Vessels	7	36	9	42	81	25	45	5	250
	GRT	3	86	61	666	2028	1042	2919	772	7577
2007	No. of Vessels	10	44	12	43	82	33	48	5	277
	GRT	4	113	79	694	2150	1258	3126	711	8136
2008	No. of Vessels	10	57	17	42	85	33	46	6	296
	GRT	5	153	114	668	2240	1296	2996	874	8346
2009	No. of Vessels	14	74	20	37	78	35	47	7	312
	GRT	7	201	140	594	2089	1379	3053	1036	8499
2010	No. of Vessels	15	79	25	38	83	43	50	7	340
	GRT	7	216	182	614	2243	1708	3208	974	9152
2011	No. of Vessels	24	83	28	36	91	48	54	8	372
	GRT	12	229	203	573	2520	1938	3476	1062	10013
2012	No. of Vessels	26	82	29	31	79	43	52	8	350
	GRT	12	218	209	482	2205	1792	3351	1062	9331
2013	No. of Vessels	28	96	30	29	79	44	50	8	364
	GRT	13	239	217	441	2202	1838	3235	1062	9247
2014	No. of Vessels	29	95	29	26	77	46	48	8	358
	GRT	12	262	230	444	2221	1870	2990	977	9005.752
2015	No. of Vessels	28	106	32	29	80	45	46	7	373
	GRT	12	262	230	444	2221	1870	2990	977	9006

**Table 2.3**  
**Growth of Overseas Fleet - By Age of Vessels ( As on 31st December)**  
('000 GRT)

Year	Item	Age Group ( in Years )					Total
		Upto 5	6-10	11-15	16 - 20	Over 20	
(1)	(2)	(3)	(4)	(5)	(6)	(7)	(8)
1994	No. of vessels	27	37	75	64	28	231
	GRT	1038	998	1499	1601	529	5665
1995	No. of vessels	27	29	94	68	33	251
	GRT	1142	785	2101	1345	931	6304
1996	No. of vessels	23	25	92	70	43	253
	GRT	908	827	2257	1196	1159	6347
1997	No. of vessels	18	26	82	66	52	244
	GRT	709	933	2086	1230	1266	6224
1998	No. of vessels	18	28	64	64	63	237
	GRT	678	942	1734	1181	1596	6131
1999	No. of vessels	16	32	46	81	66	241
	GRT	603	1280	1209	1714	1567	6373
2000	No. of vessels	12	32	30	89	74	237
	GRT	377	1404	794	2135	1534	6244
2001	No. of vessels	12	27	25	90	74	228
	GRT	390	1171	806	2268	1602	6237
2002	No. of vessels	10	21	25	68	69	193
	GRT	400	722	993	1783	1504	5402
2003	No. of vessels	12	21	28	61	74	196
	GRT	633	687	1024	1800	1673	5817
2004	No. of vessels	17	20	35	53	90	215
	GRT	779	753	1687	1723	1951	6893
2005	No. of vessels	28	24	33	38	113	236
	GRT	1352	606	1369	1425	2674	7427
2006	No. of vessels	36	19	32	32	131	250
	GRT	1564	555	1273	1004	3181	7577
2007	No. of vessels	51	24	36	36	130	277
	GRT	1904	767	1278	1099	3088	8136
2008	No. of vessels	70	25	32	38	131	296
	GRT	2371	811	1178	940	3046	8346
2009	No. of vessels	83	27	31	42	129	312
	GRT	2270	1100	1065	1019	3045	8499
2010	No. of vessels	101	30	33	51	125	340
	GRT	2793	1176	1045	1256	2882	9152
2011	No. of vessels	116	39	35	54	128	372
	GRT	2764	1766	1076	1444	2963	10013
2012	No. of vessels	115	49	35	45	106	350
	GRT	2977	1962	976	1281	2135	9331
2013	No. of vessels	124	54	36	37	113	364
	GRT	2849	1901	1066	1172	2259	9247
2014	No. of vessels	104	64	37	39	114	358
	GRT	2258	2014	1386	1219	2213	9090
2015	No. of vessels	89	79	37	46	122	373
	GRT	1812	2234	1356	1137	2466	9006



**Table No 2.4**  
**Overseas Fleet - By Type And Age of Vessels (As on 31st December, 2015 )**

<i>Type of Vessels</i>	<i>Upto 5 Yrs.</i>	<i>6-10 Yrs</i>	<i>11-15 Yrs</i>	<i>16-20 Yrs</i>	<i>Above 20 Yrs.</i>	<i>Total</i>
<i>(1)</i>	<i>(2)</i>	<i>(3)</i>	<i>(4)</i>	<i>(5)</i>	<i>(6)</i>	<i>(7)</i>
<b>ACID CARRIERS</b>						
<i>NO</i>	0	0	0	0	1	1
<i>GRT</i>	0	0	0	0	11712	11712
<b>AHTS</b>						
<i>NO</i>	4	0	0	0	0	4
<i>GRT</i>	34401	0	0	0	0	34401
<b>BARGE</b>						
<i>NO</i>	4	1	0	0	0	5
<i>GRT</i>	9883	1110	0	0	0	10993
<b>BC</b>						
<i>NO</i>	3	1	1	1	0	6
<i>GRT</i>	45667	38877	40523	36559	0	161626
<b>CELLULAR CONTAINER VESSEL</b>						
<i>NO</i>	0	0	1	5	12	18
<i>GRT</i>	0	0	7683	74792	165234	247709
<b>CONTAINER SHIP</b>						
<i>NO</i>	0	0	0	3	0	3
<i>GRT</i>	0	0	0	56199	0	56199
<b>DREDGER</b>						
<i>NO</i>	0	3	0	0	2	5
<i>GRT</i>	0	13966	0	0	8491	22457
<b>DRY CARGO BULK CARRIER</b>						
<i>NO</i>	20	10	9	8	33	80
<i>GRT</i>	747566	448262	271806	116428	745783	2329845
<b>DRY CARGO LINER</b>						
<i>NO</i>	0	5	0	4	10	19
<i>GRT</i>	0	108291	0	27325	138348	273964
<b>HOPPER DREDGER</b>						
<i>NO</i>	0	0	0	0	1	1
<i>GRT</i>	0	0	0	0	7905	7905

*Table No 2.4*

*Overseas Fleet - By Type And Age of Vessels (As on 31st December, 2015 )*

<i>Type of Vessels</i>	<i>Upto 5 Yrs.</i>	<i>6-10 Yrs</i>	<i>11-15 Yrs</i>	<i>16-20 Yrs</i>	<i>Above 20 Yrs.</i>	<i>Total</i>
<i>(1)</i>	<i>(2)</i>	<i>(3)</i>	<i>(4)</i>	<i>(5)</i>	<i>(6)</i>	<i>(7)</i>
<b>LPG CARRIERS</b>						
<i>NO</i>	0	0	0	0	10	10
<i>GRT</i>	0	0	0	0	296776	296776
<b>MOTOR SHIP</b>						
<i>NO</i>	1	0	0	0	0	1
<i>GRT</i>	1226	0	0	0	0	1226
<b>MPSV</b>						
<i>NO</i>	1	0	0	0	0	1
<i>GRT</i>	1354	0	0	0	0	1354
<b>OFFSHORE SUPPLY VESSEL</b>						
<i>NO</i>	12	4	0	5	0	21
<i>GRT</i>	33293	8746	0	9380	0	51419
<b>OIL TANKER (CRUDE)</b>						
<i>NO</i>	11	13	12	9	17	62
<i>GRT</i>	511008	941975	646525	479455	568389	3147352
<b>OIL TANKER (PC)</b>						
<i>NO</i>	7	10	5	7	15	44
<i>GRT</i>	303021	621785	226142	255165	418726	1824839
<b>ORE/OIL BULK CARRIERS</b>						
<i>NO</i>	0	0	1	0	0	1
<i>GRT</i>	0	0	28029	0	0	28029
<b>PASSENGER CUM CARGO</b>						
<i>NO</i>	1	1	0	0	2	4
<i>GRT</i>	8402	449	0	0	10808	19659
<b>PASSENGER SERVICE</b>						
<i>NO</i>	1	0	0	0	0	1
<i>GRT</i>	5938	0	0	0	0	5938
<b>PRODUCT TANKER</b>						
<i>NO</i>	0	0	1	2	0	3
<i>GRT</i>	0	0	23680	51989	0	75669

**Table No 2.4**

**Overseas Fleet - By Type And Age of Vessels (As on 31st December, 2015 )**

<i>Type of Vessels</i>	<i>Upto 5 Yrs.</i>	<i>6-10 Yrs</i>	<i>11-15 Yrs</i>	<i>16-20 Yrs</i>	<i>Above 20 Yrs.</i>	<i>Total</i>
<i>(1)</i>	<i>(2)</i>	<i>(3)</i>	<i>(4)</i>	<i>(5)</i>	<i>(6)</i>	<i>(7)</i>
<b>RESEARCH</b>						
<i>NO</i>	2	0	0	0	0	2
<i>GRT</i>	10705	0	0	0	0	10705
<b>RO - RO CONTAINER VESSELS</b>						
<i>NO</i>	0	0	0	0	4	4
<i>GRT</i>	0	0	0	0	54019	54019
<b>SUPPLY VESSEL</b>						
<i>NO</i>	4	24	3	1	8	40
<i>GRT</i>	37183	47326	4168	1969	29702	120348
<b>TUG</b>						
<i>NO</i>	18	7	4	1	6	36
<i>GRT</i>	62248	3119	107803	28226	6459	207855
<b>WELL STIMULATION VESSEL</b>						
<i>NO</i>	0	0	0	0	1	1
<i>GRT</i>	0	0	0	0	3753	3753
<b>TOTAL</b>						
<i>NO</i>	89	79	37	46	122	373
<i>GRT</i>	1811895	2233906	1356359	1137487	2466105	9005752

**Table No 2.5**  
**Overseas Fleet - By Type And Size of Vessels (As on 31st December 2015 )**

<i>Type/ Size</i>	<i>Below 1000 - 999</i>	<i>5000 - 4999</i>	<i>10000 - 9999</i>	<i>20000 - 19999</i>	<i>35000 - 34999</i>	<i>50000 - 49999</i>	<i>85000 - 84999</i>	<i>above</i>	<i>Total</i>
<i>(1)</i>	<i>(2)</i>	<i>(3)</i>	<i>(4)</i>	<i>(5)</i>	<i>(6)</i>	<i>(7)</i>	<i>(8)</i>	<i>(9)</i>	<i>(10)</i>
<b>ACID CARRIERS</b>									
<i>NO</i>	0	0	0	1	0	0	0	0	1
<i>GRT</i>	0	0	0	11712	0	0	0	0	11712
<b>AHTS</b>									
<i>NO</i>	0	3	0	0	1	0	0	0	4
<i>GRT</i>	0	5578	0	0	28823	0	0	0	34401
<b>BARGE</b>									
<i>NO</i>	0	4	1	0	0	0	0	0	5
<i>GRT</i>	0	5471	5522	0	0	0	0	0	10993
<b>BC</b>									
<i>NO</i>	0	2	0	0	0	4	0	0	6
<i>GRT</i>	0	2660	0	0	0	158966	0	0	161626
<b>CELLULAR CONTAINER VESSEL</b>									
<i>NO</i>	0	2	4	7	5	0	0	0	18
<i>GRT</i>	0	9641	27042	102459	108567	0	0	0	247709
<b>CONTAINER SHIP</b>									
<i>NO</i>	0	0	1	1	1	0	0	0	3
<i>GRT</i>	0	0	8214	18602	29383	0	0	0	56199
<b>DREDGER</b>									
<i>NO</i>	1	3	1	0	0	0	0	0	5
<i>GRT</i>	402	13966	8089	0	0	0	0	0	22457
<b>DRY CARGO BULK CARRIER</b>									
<i>NO</i>	1	13	2	5	33	22	3	1	80
<i>GRT</i>	992	37176	11824	73273	975085	906865	236233	88397	2329845
<b>DRY CARGO LINER</b>									
<i>NO</i>	1	7	6	2	0	2	0	1	19
<i>GRT</i>	472	25849	44638	23996	0	87358	0	91651	273964
<b>HOPPER DREDGER</b>									
<i>NO</i>	0	0	1	0	0	0	0	0	1
<i>GRT</i>	0	0	7905	0	0	0	0	0	7905

**Table No 2.5**  
**Overseas Fleet - By Type And Size of Vessels (As on 31st December 2015 )**

<i>Type/ Size</i>	<i>Below 1000 -</i>		<i>5000 -</i>		<i>10000 -</i>		<i>20000 -</i>		<i>35000 -</i>		<i>50000 -</i>		<i>85000</i>		<i>Total</i>
	<i>999</i>	<i>4999</i>	<i>9999</i>	<i>19999</i>	<i>34999</i>	<i>49999</i>	<i>84999</i>	<i>above</i>							
	<i>(1)</i>	<i>(2)</i>	<i>(3)</i>	<i>(4)</i>	<i>(5)</i>	<i>(6)</i>	<i>(7)</i>	<i>(8)</i>	<i>(9)</i>	<i>(10)</i>					
<b>LPG CARRIERS</b>															
<i>NO</i>	0	0	0	3	4	3	0	0	0	10					
<i>GRT</i>	0	0	0	53916	111970	130890	0	0	296776						
<b>MOTOR SHIP</b>															
<i>NO</i>	0	1	0	0	0	0	0	0	0	1					
<i>GRT</i>	0	1226	0	0	0	0	0	0	1226						
<b>MPSV</b>															
<i>NO</i>	0	1	0	0	0	0	0	0	0	1					
<i>GRT</i>	0	1354	0	0	0	0	0	0	1354						
<b>OFFSHORE SUPPLY VESSEL</b>															
<i>NO</i>	0	21	0	0	0	0	0	0	0	21					
<i>GRT</i>	0	51419	0	0	0	0	0	0	51419						
<b>OIL TANKER (CRUDE)</b>															
<i>NO</i>	0	0	3	3	17	7	29	3	62						
<i>GRT</i>	0	0	19227	55117	459904	293935	1846281	472888	3147352						
<b>OIL TANKER (PC)</b>															
<i>NO</i>	0	2	7	3	12	4	14	2	44						
<i>GRT</i>	0	8946	54176	46296	314339	169612	907852	323618	1824839						
<b>ORE/OIL BULK CARRIERS</b>															
<i>NO</i>	0	0	0	0	1	0	0	0	1						
<i>GRT</i>	0	0	0	0	28029	0	0	0	28029						
<b>PASSENGER CUM CARGO</b>															
<i>NO</i>	1	1	2	0	0	0	0	0	4						
<i>GRT</i>	449	1269	17941	0	0	0	0	0	19659						
<b>PASSENGER SERVICE</b>															
<i>NO</i>	0	0	1	0	0	0	0	0	1						
<i>GRT</i>	0	0	5938	0	0	0	0	0	5938						
<b>PRODUCT TANKER</b>															
<i>NO</i>	0	0	0	0	3	0	0	0	3						
<i>GRT</i>	0	0	0	0	75669	0	0	0	75669						

**Table No 2.5**  
**Overseas Fleet - By Type And Size of Vessels (As on 31st December 2015 )**

<i>Type/ Size</i>	<i>Below 1000 -</i>		<i>5000 -</i>		<i>10000 -</i>		<i>20000 -</i>		<i>35000 -</i>		<i>50000 -</i>		<i>85000</i>		<i>Total</i>
	<i>999</i>	<i>4999</i>	<i>9999</i>	<i>19999</i>	<i>34999</i>	<i>49999</i>	<i>84999</i>	<i>above</i>							
<i>(1)</i>	<i>(2)</i>	<i>(3)</i>	<i>(4)</i>	<i>(5)</i>	<i>(6)</i>	<i>(7)</i>	<i>(8)</i>	<i>(9)</i>	<i>(10)</i>						
<b>RESEARCH</b>															
<i>NO</i>	0	1	1	0	0	0	0	0	0	0	0	0	0	0	2
<i>GRT</i>	0	4154	6551	0	0	0	0	0	0	0	0	0	0	0	10705
<b>RO - RO CONTAINER VESSELS</b>															
<i>NO</i>	0	0	1	3	0	0	0	0	0	0	0	0	0	0	4
<i>GRT</i>	0	0	6942	47077	0	0	0	0	0	0	0	0	0	0	54019
<b>SUPPLY VESSEL</b>															
<i>NO</i>	4	33	1	1	1	0	0	0	0	0	0	0	0	0	40
<i>GRT</i>	1861	70460	6278	11121	30628	0	0	0	0	0	0	0	0	0	120348
<b>TUG</b>															
<i>NO</i>	20	11	0	0	2	3	0	0	0	0	0	0	0	0	36
<i>GRT</i>	8301	18854	0	0	58673	122027	0	0	0	0	0	0	0	0	207855
<b>WELL STIMULATION VESSEL</b>															
<i>NO</i>	0	1	0	0	0	0	0	0	0	0	0	0	0	0	1
<i>GRT</i>	0	3753	0	0	0	0	0	0	0	0	0	0	0	0	3753
<b>TOTAL</b>															
<i>NO</i>	28	106	32	29	80	45	46	7	0	0	0	0	0	0	373
<i>GRT</i>	12477	261776	230287	443569	2221070	1869653	2990366	976554	0	0	0	0	0	0	9005752

**Table 2.6**  
**Overseas Fleet - By Age And Size of Vessels (As on 31st December, 2015 )**

<i>Age/ Size</i>	<i>Below 999</i>	<i>1000 - 4999</i>	<i>5000 - 9999</i>	<i>10000 - 19999</i>	<i>20000 - 34999</i>	<i>35000 - 49999</i>	<i>50000 - 84999</i>	<i>85000 above</i>	<i>Total</i>
<i>(1)</i>	<i>(2)</i>	<i>(3)</i>	<i>(4)</i>	<i>(5)</i>	<i>(6)</i>	<i>(7)</i>	<i>(8)</i>	<i>(9)</i>	<i>(10)</i>
<b>Upto 5 Yrs.</b>									
<i>NO</i>	10	33	6	2	14	16	8	0	89
<i>GRT</i>	3996	72569	43663	31031	450520	698646	511470	0	1811895
<b>6 to 10 Yrs.</b>									
<i>NO</i>	9	31	5	0	10	10	8	6	79
<i>GRT</i>	4441	70275	38183	0	307995	415988	512121	884903	2233906
<b>11 to 15 Yrs.</b>									
<i>NO</i>	2	2	4	0	12	6	11	0	37
<i>GRT</i>	238	4123	28143	0	342116	235898	745841	0	1356359
<b>16 to 20 Yrs.</b>									
<i>NO</i>	0	12	7	2	13	3	9	0	46
<i>GRT</i>	0	26141	51404	37204	324265	113786	584687	0	1137487
<b>Above 20 Yrs.</b>									
<i>NO</i>	7	28	10	25	31	10	10	1	122
<i>GRT</i>	3802	88668	68894	375334	796174	405335	636247	91651	2466105
<b>TOTAL</b>									
<i>NO</i>	28	106	32	29	80	45	46	7	373
<i>GRT</i>	12477	261776	230287	443569	2221070	1869653	2990366	976554	9005752

**Table 2.7**  
**Overseas Fleet - By Number of Ships & Tonnage Owned**  
**( As on 31st December )**

('000 GRT)

Tonnage	Number of Ships			Total Tonnage		
	2013	2014	2015	2013	2014	2015
(1)	(2)	(3)	(4)	(5)	(6)	(7)
Upto 1.0	28	29	28	13	13	12
1.0 - 5.0	96	95	106	239	238	262
5.0 - 10.0	30	29	32	217	209	230
10.0 - 20.0	29	26	29	441	395	444
20.0 - 30.0	54	53	56	1397	1365	1448
30.0 - 40.0	35	34	36	1186	1154	1230
40.0 - 50.0	34	36	33	1457	1540	1412
50.0 - 60.0	24	23	22	1334	1283	1231
60.0 - 70.0	10	10	10	629	629	629
70.0 - 80.0	5	4	3	377	306	234
80.0 - 90.0	13	13	12	1069	1069	985
90.0 - 100.0	1	1	1	92	92	92
100.0 & above	5	5	5	797	797	797
<b>Total</b>	<b>350</b>	<b>364</b>	<b>373</b>	<b>9248</b>	<b>9090</b>	<b>9006</b>



**Table 2.8**  
**Overseas Fleet - By Number of Companies and Tonnage Owned**  
**( As on 31st December )**

('000 GRT)

Number of Ships Owned	Number of Companies			Total Tonnage Owned		
	2013 (1)	2014 (2)	2015 (3)	2013 (4)	2014 (5)	2015 (6)
1	71	69	72	691	657	637
2	15	15	21	459	481	626
3	7	7	6	337	277	273
4	3	3	4	331	331	373
5	3	2	2	270	40	41
6	4	6	5	552	1035	1150
7	3	1	2	630	270	453
8	1	2	2	251	372	372
9	1	1	-	354	353	-
10	1	1	1	27	27	27
11	-	-	2	-	-	34
12	1	1	-	18	19	-
13	-	-	-	-	-	-
14	1	-	-	562	-	-
15	1	2	2	37	643	645
31	-	1	1	-	1367	1310
32	1	-	-	1371	-	-
35	-	-	-	-	-	-
37	-	-	-	-	-	-
38	-	-	-	-	-	-
40	-	-	-	-	-	-
62	-	-	1	-	-	3065
65	-	1	-	-	3218	-
67	-	-	-	-	-	-
68	-	-	-	-	-	-
69	-	-	-	-	-	-
70	1	-	-	3358	-	-
80	-	-	-	-	-	-
<b>Total</b>	<b>100</b>	<b>114</b>	<b>121</b>	<b>9248</b>	<b>9090</b>	<b>9006</b>

**Table 2.9**  
**Indian Shipping companies registered for Overseas trade**  
**(as on 31st December, 2015)**

<i>Sl No</i>	<i>Company Name</i>	<i>No of Vessels</i>	<i>GRT</i>	<i>DWT</i>
1.	ABS MARINE SERVICES PVT. LTD.	1	1995	1700
2.	ACADEMY OF MARINE EDUCATION & TRAINING	1	16546	0
3.	ADANI PORT LTD.	1	448	225
4.	AEGIS BUSINESS LTD.	1	30447	52261
5.	AFFABLE FISHERIES PVT. LTD.	1	281	0
6.	AKTHER HUSAIN MERCHANT	1	472	700
7.	ALL CARGO SHIPPING CO. LTD.	3	15966	12885
8.	ANDAMAN & NICOBAR ADMINISTRATION	3	19210	10231
9.	APEEJAY SHIPPING LTD.	6	206391	295109
10.	ARCADIA SHIPPING CO. LTD.	3	76842	102400
11.	ARYA SHIP CHARTERES PVT. LTD	1	11246	16705
12.	ARYA TANKERS PVT. LTD.	2	51262	80435
13.	ARYA VOYAGERS PVT. LTD.	1	22181	35024
14.	ASIANOL SHIPPING LTD.	1	1624	2908
15.	ASM SHIPPING LTD.	1	18101	30990
16.	BAKER HUGHES OILFIELD SERVICES INDIA PVT. LTD.	1	3753	0
17.	BANGAR SHIPPING & LOGISTICS	1	4317	4497
18.	BHARAT MARINES CO. INDIA LTD CHENNAI	1	6013	8447
19.	BULK TAINER SHIPPING LTD.	2	7944	9124
20.	CAMBAY MARINE INT. PVT. LTD.	1	456	442
21.	CASTLE SHIPS PVT. LTD.	1	4473	7335
22.	CHAMBAL FERTILIZERS & CHEMICAL	6	342002	623836
23.	CHANDRA SHIP MANAGEMENT PVT. LTD.	1	363	0
24.	CHOWGULE STEAMSHIPS CO. LTD.	1	19785	32080
25.	CONTINENTAL RADIANCE OFFSHORE LTD	2	4602	3366
26.	DIRECTOR OF SHIPPING SERVICES, A&N	1	449	500
27.	DOEHLE DANUATIC (I) PVT. LTD.	1	28226	45999

**Table 2.9 (Contd....)**  
**Indian Shipping companies registered for Overseas trade**  
**(as on 31st December, 2015)**

<i>Sl No</i>	<i>Company Name</i>	<i>No of Vessels</i>	<i>GRT</i>	<i>DWT</i>
28.	EASTERN BULK CO.LTD.	1	2612	3578
29.	ELLON HINENGO LTD.	1	1557	2301
30.	ESSAR BULK TERMINALS LTD	1	4382	5236
31.	ESSAR SH. PORT & LOGISTICS LTD.	2	226456	281396
32.	ESSAR SHIPPING LTD.	6	186224	192783
33.	FIVE STAR BULK CARRIERS PVT LTD	4	205881	228434
34.	GALLEON SHIPPING LTD.	2	3184	4352
35.	GARWARE OFFSHORE SERVICES LTD	5	9194	10881
36.	GATI COAST TO COAST	2	10086	12763
37.	GATI LTD	1	7869	10730
38.	GEOLOGICAL SURVEY OF INDIA LTD.	1	6551	3689
39.	GLOBAL OFFSHORE SERVICES LTD	1	2193	3289
40.	GLOBAL UNITED SHIPPING INDIA PVT. LTD.	2	56890	97248
41.	GOOD EARTH MARITIME LTD.	1	31734	55882
42.	GOVERNMENT OF KERALA	1	402	0
43.	GREAT EASTERN SHIPPING CO. LTD.	31	1310228	1962819
44.	GREAT OFFSHORE LTD.	10	27421	32155
45.	GREAT SHIP (INDIA) LTD.	15	38893	29892
46.	GREAT UNITED ENERGY PVT. LTD.	1	2145	0
47.	HAL OFFSHORE LTD	1	4703	5825
48.	HIND OFFSHORE	2	3898	1142
49.	I MARINE INFRATECH (I) PVT. LTD.	1	472	0
50.	INDIAN OCEAN SHIPPING PVT. LTD.	2	50306	78425
51.	INTERNATIONAL SEAPORT DREDGING PVT LTD.	1	7905	12948
52.	ISPAT INDUSTRIES LTD.	1	15575	26432
53.	JAYESH SHIPPING PVT LTD.	2	2982	2601
54.	JINDAL ITF LTD.	4	41641	76756

**Table 2.9 (Contd....)**  
**Indian Shipping companies registered for Overseas trade**  
**(as on 31st December, 2015)**

<i>Sl No</i>	<i>Company Name</i>	<i>No of Vessels</i>	<i>GRT</i>	<i>DWT</i>
55.	JINDAL WATERWAYS LTD.	5	31456	30169
56.	K.C.MARITIME (I) LTD.	1	11262	0
57.	KEI-RSOS MARITIME LTD.	1	1206	1244
58.	KIN-SHIP SERVICES PVT. LTD.	1	4317	4499
59.	KRISHNA MARITECH	1	3133	4354
60.	L & T SAPURA SHIPPING PVT. LTD.	1	30628	0
61.	LAL ASHOK KUMAR HARIDAS & LAL JITENDRA KUMA	1	181	115
62.	LEWEK ALTER SHIPPING	1	2615	0
63.	M. PALLONJI SHIPPING PVT. LTD.	1	38633	73625
64.	M.P. RECYCLING CO. PVT. LTD.	1	20378	29990
65.	MAK LOGISTICS PVT. LTD.	1	1175	2099
66.	MERCATOR LINES LTD.	15	606133	979145
67.	MODEST INFRASTRUCTURE LTD.	1	1226	0
68.	MUNDRA PORT AND SPECIAL ECONOMIC ZONE LTD	2	5426	1408
69.	NATIONAL INSTITUTE OF OCEAN TECHNOLOGY	1	1065	407
70.	NATIONAL INSTITUTE OF OCEANOGRAPHY, GOA	1	4154	1200
71.	NAVAYUGA ENGINEERING CO. LTD	1	4607	6318
72.	NEW ERA SHIPPING LTD. GOA	1	1593	2183
73.	OCEAN DIVING CENTRE LTD	1	380	593
74.	OCEAN SPARKLE LTD.	2	825	0
75.	OIL & NATURAL GAS COMM. LTD.	1	1831	1835
76.	ORIENT EXPRESS SHIP MANAGEMENT	2	25544	34309
77.	ORION OFFSHORE SERVICES PVT LTD.	1	487	464
78.	PARKKOT MARITIME AGENCIES	1	1594	2048
79.	PCL SHIPPING PVT. LTD	1	38877	75477
80.	PEARL SHIPS LTD.	1	23797	39316
81.	PENINSULAR TANKERS PVT. LTD., MUMBAI	1	8228	15037

**Table 2.9 (Contd....)**  
**Indian Shipping companies registered for Overseas trade**  
**(as on 31st December, 2015)**

<i>Sl No</i>	<i>Company Name</i>	<i>No of Vessels</i>	<i>GRT</i>	<i>DWT</i>
82.	PFS SHIPPING INDIA LTD.	3	71973	135238
83.	PIDILITE IND. LTD.	1	45	14
84.	PIL (INDIA) PVT. LTD	1	7683	10728
85.	POLESTAR MARITIME LTD.	1	468	288
86.	PRATIBHA SHIPPING LTD.	8	250978	441510
87.	PROSPECTS SHIPPING PVT LTD.	1	14441	17550
88.	RADIANT SHIPPING LTD.	4	90551	149366
89.	RAJ SHIPPING AGENCIES LTD.	1	1734	2230
90.	RAREFIELD SHIPPING PVT. LTD.	1	7662	0
91.	S.R. OFFSHORE P. LTD.	2	3107	2060
92.	SADHNA TECH. WORKS PVT. LTD.	1	193	0
93.	SAKTHI SHIPPING SERVICES (I) PVT. LTD.	1	2653	3677
94.	SALGAOCAR MINING LTD.	1	34920	58635
95.	SAMSON MARITIME LTD.	11	16018	5184
96.	SANMAR SHIPPING LTD.	6	190122	330946
97.	SCI FORBES LIMITED	4	34500	52489
98.	SEAWAYS SHIPPING LIMITED	2	23996	28280
99.	SESA STERLITE LTD.	1	5522	3519
100.	SEVEN ISLAND SHIPPING LTD	7	183411	271511
101.	SHIPPING CORPN. OF INDIA	62	3065493	5098063
102.	SHREYAS SHIPPING & LOGISTICS LTD	2	37597	46176
103.	SHREYAS SHIPPING LTD.	8	120635	146045
104.	SICAL SHIPPING LIMITED.	1	11712	17465
105.	SOUTH EAST ASIA MARINE ENGG. & CONST. LTD.	1	11121	6286
106.	SPARKLE PORT SERVICES LTD.	1	493	0
107.	SULA SHIPPING & LOGISTICS PVT. LTD.	1	40504	0
108.	SVS MARINE SERVICES (P) LTD.	2	2660	4400

**Table 2.9 (Contd....)**  
**Indian Shipping companies registered for Overseas trade**  
**(as on 31st December, 2015)**

<i>Sl No</i>	<i>Company Name</i>	<i>No of Vessels</i>	<i>GRT</i>	<i>DWT</i>
109.	TAG OFFSHORE LTD.	11	17866	14525
110.	TCI SEAWAYS LTD.	3	10015	9273
111.	THE INDIA CEMENT LTD., CHENNAI	3	78738	145426
112.	TOLANI SHIPPING CO. LTD.	6	224997	336023
113.	TRANS ASIAN SHIPPING SERVICES	2	29190	28655
114.	TRANSCOASTAL CARGO & SHIPPING	1	10962	14007
115.	TRITON MARITIME PVT. LTD.	2	2316	1575
116.	U. T. OF LAKSHADWEEP	1	5938	1200
117.	V.S. DEMPO & COMPANY LTD.	1	12210	7476
118.	VAN OORD INDIA PVT. LTD.	1	8089	12484
119.	VARUN SHIPPING LTD.	7	269868	401656
120.	WEST ASIA MARITIME LTD.	2	63590	114969
121.	ZEN SHIPPING & PORTS INDIA PVT. LTD.	2	14251	24283
	<b>TOTAL</b>	<b>373</b>	<b>9005752</b>	<b>13767803</b>

**Table 2.10**

**Net Addition to Overseas Fleet (During the Year 2015)**

<i>Shipping Company/Shipowner</i>	<i>Ships Acquired</i>			<i>Ships Sold/Scrapped</i>			<i>Net Addition</i>	
	<i>No.</i>	<i>GRT</i>	<i>Type</i>	<i>No.</i>	<i>GRT</i>	<i>Type</i>	<i>No.</i>	<i>GRT</i>
<i>(1)</i>	<i>(2)</i>	<i>(3)</i>	<i>(4)</i>	<i>(5)</i>	<i>(6)</i>	<i>(7)</i>	<i>(8)</i>	<i>(9)</i>
ABS MARINE SERVICES PVT. LTD.	1	1995	OFF	0	0		1	1995
ARYA VOYAGERS PVT. LTD.	1	22181	TANC	0	0		1	22181
ARYA SHIP CHARTERES PVT. LTD	1	11246	TANP	0	0		1	11246
BHAMBHANI SHIPPING PVT. LTD.	0	0		1	770	TUG	-1	-770
CARAVEL LOGISTICS PVT. LTD.	0	0		1	7167	CCON	-1	-7167
CHOWGULE STEAMSHIPS CO. LTD.	0	0		1	26381	DRB	-1	-26381
CONTINENTAL RADIANCE OFFSHORE LTD	1	2301	OFF	0	0		1	2301
	1	2301	OFF	0	0		1	2301
GLOBAL UNITED SHIPPING INDIA PVT. LTD.	0	0		1	7078	DRB	-1	-7078
	1	18360	LCAR	0	0		1	18360
GLOBAL OFFSHORE SERVICES LTD	1	2193	OFF	0	0		1	2193
GREAT EASTERN SHIPPING CO. LTD.	0	0		1	42465	LCAR	-1	-42465
	0	0		1	85845	DRB	-1	-85845
	1	28823	AHTS	0	0		1	28823
	1	43007	BC	0	0		1	43007
GREAT SHIP (INDIA) LTD.	1	3535	OFF	0	0		1	3535
	0	0		1	1830	SV	-1	-1830
INTERNATIONAL SEAPORT DREDGING PVT LTD.	1	7905	HOD	0	0		1	7905
INDIAN OCEAN SHIPPING PVT. LTD.	1	29141	PT	0	0		1	29141
	1	21165	TANC	0	0		1	21165
JINDAL ITF LTD.	1	37550	DRB	0	0		1	37550
MODEST INFRASTRUCTURE LTD.	1	1226	MOTS	0	0		1	1226
ORIENT EXPRESS SHIP MANAGEMENT	1	18602	CS	0	0		1	18602
PCL SHIPPING PVT. LTD	1	38877	BC	0	0		1	38877
PIL (INDIA) PVT. LTD	1	7683	CCON	0	0		1	7683
RAJ SHIPPING AGENCIES LTD.	1	1734	OFF	0	0		1	1734

*Table 2.10 (Contd....)*

*Net Addition to Overseas Fleet (During the Year 2015)*

<i>Shipping Company/Shipowner</i>	<i>Ships Acquired</i>			<i>Ships Sold/Scrapped</i>			<i>Net Addition</i>	
	<i>No.</i>	<i>GRT</i>	<i>Type</i>	<i>No.</i>	<i>GRT</i>	<i>Type</i>	<i>No.</i>	<i>GRT</i>
<i>(1)</i>	<i>(2)</i>	<i>(3)</i>	<i>(4)</i>	<i>(5)</i>	<i>(6)</i>	<i>(7)</i>	<i>(8)</i>	<i>(9)</i>
SAMSON MARITIME LTD.	0	0		1	2921	SV	-1	-2921
SEVEN ISLAND SHIPPING LTD	1	81565	TANC	0	0		1	81565
SHIPPING CORPN. OF INDIA	0	0		1	21035	ACID	-1	-21035
	0	0		1	80130	TANC	-1	-80130
	0	0		1	51746	TANC	-1	-51746
SHREYAS SHIPPING & LOGISTICS LTD	1	8214	CS	0	0		1	8214
	1	29383	CS	0	0		1	29383
TOLANI SHIPPING CO. LTD.	0	0		1	44232	DRB	-1	-44232
	0	0		1	40030	DRB	-1	-40030
	0	0		1	44232	DRB	-1	-44232
TAG OFFSHORE LTD.	1	1734	OFF	0	0		1	1734
	1	1944	OFF	0	0		1	1944
	1	1969	OFF	0	0		1	1969
	1	1974	OFF	0	0		1	1974
	1	1969	OFF	0	0		1	1969
TRITON MARITIME PVT. LTD.	1	1943	OFF	0	0		1	1943
U. T. OF LAKSHADWEEP	1	5938	PGER	0	0		1	5938
V.M.SALGAONCAR & BROTHERS LTD.	0	0		1	71194	DRB	-1	-71194
ZEN SHIPPING & PORTS INDIA PVT. LTD.	1	5998	TANC	0	0		1	5998
TOTAL	30	442456		15	527056		15	-84600



Table 2.11

**Prices of Fuel for Vessels Plying on International Run - Furnace Oil  
(As on 31st March)**

(Prices in US \$ per MT)

Port	2009	2010	2011	2012	2013	2014	2015
(1)	(2)	(3)	(4)	(5)	(6)	(7)	(8)
1. Kandla	296.36	526.41	689.97	854.43	673.98	625.25	370.54
2. Okha	296.36	526.41	689.97	854.43	673.98	625.25	370.54
3. Mumbai	294.25	554.71	692.11	852.28	672.03	623.55	368.85
4. Goa	298.89	559.72	741.89	857.00	676.31	627.28	372.57
5. Mangalore	295.09	555.17	737.35	852.71	672.71	624.23	369.44
6. Kochi	296.67	557.33	739.56	855.50	675.53	626.69	372.23
7. Tuticorin	305.63	566.98	749.43	864.61	718.68	666.04	398.51
8. Chennai	274.44	532.68	716.62	862.37	717.72	665.47	398.86
9. Visakhapatnam	304.38	537	701.42	864.20	684.48	634.65	380.94
10. Kolkata	...	...	...	...	...	...	...
11. Haldia	284.93	544.1	724.41	867.53	687.88	637.52	384.41
12. Paradip	330.55	593.28	774.69	891.68	709.74	656.56	403.42
13. Port Blair	...	...	...	...	...	...	...
14. Karwar	295.09	555.17	737.35	852.71	...	624.23	369.44
15. Magdalla	304.10	565.33	702.97	862.30	...	...	...
16. Dahej	301.22	562.23	699.80	859.37	...	...	...
17. Hazira	304.10	565.33	702.97	862.30	...	...	...
18. Budge-Budge	312.86	574.21	755.19	873.68	693.45	642.37	389.25
19. Jamnagar	...	...	...	...	...	...	...
20. Somnathpur	...	567.53	748.37	889.64	707.89	654.95	401.81
21. Rajkot	...	569.47	707.20	866.20	684.64	634.53	379.81
22. Kakinada	...	569.35	750.69	868.45	688.33	638.00	384.29
23. GRI, Koyali	...	...	706.39	865.46	683.96	633.94	379.22
24. Narimanam	...	...	...	...	...	...	...

Note: Excludes Sales tax and delivery charges

Source : Indian Oil Corporation.

Table 2.12

Prices of Fuel for Vessels Plying on International Run - Light Diesel Oil  
(As on 31st March)

(Prices in US \$ per MT)

Port	2009	2010	2011	2012	2013	2014 *	2015 *
(1)	(2)	(3)	(4)	(5)	(6)	(7)	(8)
1. Kandla	390.46	699.72	1007.84	1058.40	946.13	...	...
2. Okha	390.46	699.72	1007.84	1058.40	946.13	...	...
3. Mumbai	389.53	698.72	1006.81	1057.45	945.27	...	...
4. Goa	394.28	703.84	1012.05	1062.28	949.64	...	...
5. Mangalore	389.53	698.72	1006.81	1057.45	945.27	...	...
6. Kochi	389.53	698.72	1006.81	1057.45	945.27	...	...
7. Tuticorin	412.55	723.54	1032.19	1080.87	966.47	...	...
8. Chennai	389.53	698.72	1006.81	1057.45	945.27	...	...
9. Visakhapatnam	389.53	698.72	1006.81	1057.45	945.27	...	...
10. Kolkata	...	...	...	...	...	...	...
11. Haldia	397.60	707.42	1015.71	1065.66	952.70	...	...
12. Paradip	397.60	707.42	1015.71	1065.66	952.70	...	...
13. Port Blair	...	...	...	...	...	...	...
14. Karwar	...	698.72	1006.81	1057.45	...	...	...
15. Magdalla	400.60	710.66	1019.02	1068.71	...	...	...
16. Dahej	397.37	707.17	1015.45	1065.43	...	...	...
17. Hazira	400.60	710.66	1019.02	1068.71	...	...	...
18. Budge-Budge	397.60	707.42	1015.71	1065.66	952.70	...	...
19. Jamnagar	...	...	...	...	...	...	...
20. Somnathpur	...	...	...	...	...	...	...
21. Rajkot	...	...	...	...	...	...	...
22. Kakinada	...	...	...	...	...	...	...
23. GRI, Koyali	...	...	...	...	...	...	...
24. Narimanam	...	...	...	...	...	...	...

Note: Excludes Sales tax and delivery charges

\* International Bunker Rates for LDO has been discontinued w.e.f 01.06.2013

Source : Indian Oil Corporation.

**Table 2.13**

**Prices of Fuel for Vessels Plying on International Run - High Speed Diesel  
(As on 31st March)**

(Prices in US \$ per MT)							
Port	2009	2010	2011	2012	2013	2014	2015
(1)	(2)	(3)	(4)	(5)	(6)	(7)	(8)
1. Kandla	436.50	768.04	1121.49	1150.97	1044.63	1005.97	685.69
2. Okha	443.42	...	...	...	...	...	...
3. Mumbai	438.78	770.64	1123.81	1153.63	1047.04	1008.60	687.61
4. Goa	448.78	781.14	1134.69	1163.68	1055.90	1016.40	695.24
5. Mangalore	439.67	771.32	1124.64	1154.41	1047.50	1009.09	686.91
6. Kochi	440.66	772.63	1126.15	1156.30	1049.62	1012.16	690.26
7. Tuticorin	455.83	788.98	1142.87	1171.72	1063.58	1024.32	702.45
8. Chennai	444.15	776.14	1129.33	1160.84	1053.97	1016.53	693.12
9. Visakhapatnam	445.77	777.79	1130.97	1162.82	1055.61	1018.31	694.05
10. Kolkata	458.63	789.34	1143.70	1176.69	1069.96	1031.97	707.27
11. Haldia	454.90	785.32	1139.58	1172.89	1066.53	1028.98	704.27
12. Paradip	446.18	778.25	1131.37	1163.57	1056.26	1019.20	694.47
13. Port Blair	462.75	796.09	1149.68	1180.09	1071.24	1031.92	707.70
14. Karwar	452.10	784.72	1138.35	1167.06	1058.96	1019.06	697.91
15. Magdalla	463.32	797.22	1151.36	1178.14	...	...	...
16. Dahej	461.54	795.31	1149.4	1176.33	...	...	...
17. Hazira	463.32	797.22	1151.36	1178.14	...	...	...
18. Budge-Budge	...	...	...	...	...	...	...
19. Jamnagar	436.93	768.78	1122.28	1151.30	1044.99	1006.31	686.12
20. Somnathpur	...	792.85	1147.43	1181.89	1074.82	1037.25	712.79
21. Rajkot	...	787.75	1142.31	1176.00	1067.12	1028.40	708.76
22. Kakinada	...	...	1190.82	1220.17	1109.32	1066.25	741.63
23. GRI, Koyali	...	...	1131.03	1162.78	1054.93	1016.25	696.26
24. Narimanam	...	...	...	1168.37	1062.99	1025.53	702.38'

Note: Excludes Sales tax and delivery charges

Source : Indian Oil Corporation.

**SECTION - 3**

**COASTAL SHIPPING**

**Table 3.1**  
**Growth of Coastal Fleet - By Type of Vessels (As on 31st December)**

('000 GRT/'000 DWT)

Year	Item	Type of Vessels							Total
		Dry Cargo* Liner	Dry Cargo Bulk Carrier \$	Oil Tanker@	Passen- ger-cum- Cargo**	Off- shore Supply	Special- ised for Off-shore Services ***	Timber Carrier	
(1)	(2)	(3)	(4)	(5)	(6)	(7)	(8)	(9)	(10)
1994	No. of Vessels	61	13	17	13	74	27	1	206
	GRT	46	247	150	60	91	83	4	681
	DWT	66	410	234	26	92	63	6	897
1995	No. of Vessels	72	13	18	15	73	27	1	219
	GRT	60	247	155	60	89	83	4	698
	DWT	80	410	245	26	90	63	6	920
1996	No. of Vessels	88	12	17	15	71	27	1	231
	GRT	101	226	152	53	86	83	4	705
	DWT	72	369	240	23	87	63	6	860
1997	No. of Vessels	97	11	14	15	68	26	1	232
	GRT	107	192	138	52	83	78	4	654
	DWT	80	305	219	23	82	58	6	773
1998	No. of Vessels	109	12	15	15	69	26	1	247
	GRT	118	198	132	53	73	76	4	654
	DWT	89	313	213	23	81	57	6	782
1999	No. of Vessels	124	12	16	22	68	27	-	269
	GRT	129	194	139	68	73	77	-	680
	DWT	89	306	221	28	81	57	-	782
2000	No. of Vessels	164	12	16	23	69	28	-	312
	GRT	158	194	132	68	74	83	-	709
	DWT	128	306	172	28	85	61	-	780
2001	No. of Vessels	178	13	16	26	69	27	-	229
	GRT	184	205	118	71	74	79	-	731
	DWT	150	323	179	28	85	59	-	824
2002	No. of Vessels	261	9	17	33	73	31	-	424
	GRT	236	226	100	76	78	89	-	805
	DWT	195	350	150	26	96	53	-	870
2003	No. of Vessels	263	9	17	36	73	31	-	429
	GRT	236	226	100	77	78	89	-	806
	DWT	195	351	149	25	96	53	-	869

**Table 3.1 (Contd.)**  
**Growth of Coastal Fleet - By Type of Vessels (As on 31st December)**

('000 GRT/000 DWT)

Year	Item	Type of Vessels							Total
		Dry Cargo* Liner	Dry Cargo Bulk Carrier \$	Oil Tanker@	Passen- ger-cum- Cargo**	Off- shore Supply	Special- ised for Off-shore Services ***	Timber Carrier	
(1)	(2)	(3)	(4)	(5)	(6)	(7)	(8)	(9)	(10)
2004	No. of Vessels	282	9	16	37	78	32	-	454
	GRT	238	226	96	77	81	90	-	808
	DWT	187	350	144	25	98	54	-	858
2005	No. of Vessels	305	10	14	38	82	36	-	485
	GRT	248	234	85	77	85	87	-	816
	DWT	183	363	123	25	100	52	-	844
2006	No. of Vessels	332	10	15	46	87	36	-	526
	GRT	272	234	87	79	87	82	-	841
	DWT	203	363	131	26	102	47	-	872
2007	No. of Vessels	359	11	17	57	94	35	-	573
	GRT	303	234	88	92	95	81	-	893
	DWT	258	363	134	28	111	47	-	941
2008	No. of Vessels	385	11	17	69	99	35	-	616
	GRT	331	234	114	98	101	86	-	964
	DWT	285	363	155	29	122	47	-	1001
2009	No. of Vessels	409	12	18	81	104	38	-	662
	GRT	350	236	99	99	108	88	-	980
	DWT	293	365	132	29	125	50	-	994
2010	No. of Vessels	434	12	18	88	110	38	-	700
	GRT	364	237	99	106	119	88	-	1013
	DWT	294	365	132	29	134	51	-	1005
2011	No. of Vessels	476	15	19	89	113	38	-	750
	GRT	386	242	100	109	123	88	-	1048
	DWT	313	368	132	29	134	51	-	1027
2012	No. of Vessels	518	26	19	92	111	38	-	804
	GRT	426	240	100	112	121	88	-	1087
	DWT	364	368	132	29	120	51	-	1064

**Table 3.1 (Contd.)**  
**Growth of Coastal Fleet - By Type of Vessels (As on 31st December)**

('000 GRT/'000 DWT)

Year	Item	Type of Vessels							Total
		Dry Cargo* Liner	Dry Cargo Bulk Carrier \$	Oil Tanker@	Passen- ger-cum- Cargo**	Off- shore Supply	Special- ised for Off-shore Services ***	Timber Carrier	
(1)	(2)	(3)	(4)	(5)	(6)	(7)	(8)	(9)	(10)
2013	No. of Vessels	545	31	18	94	105	42	-	835
	GRT	500	248	75	107	114	91	-	1135
	DWT	493	368	91	29	113	54	-	1148
2014	No. of Vessels	549	37	20	99	100	41	-	846
	GRT	520	258	97	143	110	90	-	1218
	DWT	512	379	121	34	108	54	-	1208
2015	No. of Vessels	567	41	22	101	99	43	-	873
	GRT	600	264	291	143	114	90	-	1502
	DWT	634	385	483	34	112	53	-	1701

\* : Includes Tugs, Ro-Ro Vessels , Dredgers, Barges,Bulk Carriers, Port Trust & Maritime Board, Motor Launch, Motor Tenders, Motor Tankers, M.S.V.Cellular container vessels & supply vessel

\$ : Includes Electric Propulsion, Floating Cranes & A.H.T.S

@ : Includes Acid, LPG & Gas Carriers.

\*\* : Includes Passenger Vessels, Pleasure Yachts, Yachts & Crew Boats.

\*\*\* : Includes Utility Boats, Utility Crafts & Utility Vessels.

**Table 3.2**  
**Growth of Coastal Fleet - By Size of Vessels ( As on 31st December )**

(000 GRT)

Year	Item	Size				Total
		999 & Below	1000-4999	5000-9999	10000 & above	
(1)	(2)	(3)	(4)	(5)	(6)	(7)
1994	No. of Vessels	100	78	5	23	206
	GRT	57	157	32	435	681
1995	No. of Vessels	108	83	5	23	219
	GRT	61	166	32	439	698
1996	No. of Vessels	114	87	8	22	231
	GRT	61	175	51	418	705
1997	No. of Vessels	118	87	7	20	232
	GRT	62	176	45	371	654
1998	No. of Vessels	129	92	8	18	247
	GRT	67	189	52	346	654
1999	No. of Vessels	147	94	9	19	269
	GRT	67	191	60	362	680
2000	No. of Vessels	175	109	10	18	312
	GRT	74	214	65	356	709
2001	No. of Vessels	187	111	13	18	329
	GRT	78	217	87	349	731
2002	No. of Vessels	269	122	15	18	424
	GRT	97	238	102	368	805
2003	No. of Vessels	274	122	15	18	429
	GRT	98	238	102	368	806
2004	No. of Vessels	301	120	15	18	454
	GRT	107	232	102	367	808
2005	No. of Vessels	331	121	15	18	485
	GRT	116	229	103	368	816
2006	No. of Vessels	362	132	14	18	526
	GRT	126	250	97	368	841
2007	No. of Vessels	397	142	16	18	573
	GRT	137	276	113	367	893
2008	No. of Vessels	433	146	17	20	616
	GRT	148	288	119	409	964
2009	No. of Vessels	473	152	18	19	662
	GRT	160	299	127	394	980
2010	No. of Vessels	502	161	18	19	700
	GRT	170	321	127	395	1013
2011	No. of Vessels	537	176	18	19	750
	GRT	177	350	126	395	1048
2012	No. of Vessels	562	206	19	17	804
	GRT	186	399	134	368	1087
2013	No. of Vessels	582	216	20	17	804
	GRT	191	415	141	388	1135
2014	No. of Vessels	583	222	22	19	846
	GRT	188	431	153	446	1218
2015	No. of Vessels	595	232	23	23	873
	GRT	189	452	161	700	1502



**Table 3.3**  
**Growth of Coastal Fleet - By Age of Vessels ( As on 31st December)**

('000 GRT)

Year	Item	Age Group ( in Years )					Total
		Upto 5	6-10	11-15	16 - 20	Over 20	
(1)	(2)	(3)	(4)	(5)	(6)	(7)	(8)
1994	No. of Vessels	26	52	58	23	47	206
	GRT	59	164	165	126	167	681
1995	No. of Vessels	33	29	83	21	53	219
	GRT	52	112	229	72	233	698
1996	No. of Vessels	34	18	100	20	59	231
	GRT	34	94	235	109	233	705
1997	No. of Vessels	35	19	90	30	58	232
	GRT	33	54	227	141	199	654
1998	No. of Vessels	35	29	80	39	64	247
	GRT	30	66	207	160	191	654
1999	No. of Vessels	32	42	61	66	68	269
	GRT	44	78	175	147	236	680
2000	No. of Vessels	45	52	42	92	81	312
	GRT	48	73	135	223	230	709
2001	No. of Vessels	48	53	34	105	89	329
	GRT	68	44	106	249	264	731
2002	No. of Vessels	74	63	63	106	118	424
	GRT	87	44	85	240	349	805
2003	No. of Vessels	62	64	66	101	136	429
	GRT	79	39	92	223	373	806
2004	No. of Vessels	60	69	67	82	176	454
	GRT	55	55	100	183	415	808
2005	No. of Vessels	75	69	68	87	186	485
	GRT	68	54	99	189	406	816
2006	No. of Vessels	53	90	76	54	253	526
	GRT	43	81	56	117	544	841
2007	No. of Vessels	75	96	77	56	269	573
	GRT	79	84	52	120	558	893
2008	No. of Vessels	92	94	81	67	282	616
	GRT	87	105	54	89	630	965
2009	No. of Vessels	111	99	82	70	300	662
	GRT	106	109	50	90	625	980
2010	No. of Vessels	124	90	88	77	321	700
	GRT	123	83	65	104	638	1013
2011	No. of Vessels	148	77	100	87	338	750
	GRT	145	74	72	86	671	1048
2012	No. of Vessels	180	89	102	90	343	804
	GRT	172	89	85	59	682	1087
2013	No. of Vessels	184	98	103	94	356	835
	GRT	203	99	108	61	665	1135
2014	No. of Vessels	177	110	100	94	365	846
	GRT	229	101	107	80	701	1218
2015	No. of Vessels	168	137	90	96	382	873
	GRT	401	149	117	101	734	1502

**Table No 3.4**  
**Coastal Fleet - By Type And Size of Vessels (As on 31st December, 2015 )**

<i>Type/ Size</i>	<i>Below 999</i>	<i>1000- 4999</i>	<i>5000- 9999</i>	<i>10000- 19999</i>	<i>20000- 34999</i>	<i>35000 above</i>	<i>Total</i>
<i>(1)</i>	<i>(2)</i>	<i>(3)</i>	<i>(4)</i>	<i>(5)</i>	<i>(6)</i>	<i>(7)</i>	<i>(8)</i>
<b>AHTS</b>							
<i>NO</i>	0	3	0	0	0	0	3
<i>GRT</i>	0	6545	0	0	0	0	6545
<b>BARGE</b>							
<i>NO</i>	2	37	0	0	0	0	39
<i>GRT</i>	575	57980	0	0	0	0	58555
<b>BC</b>							
<i>NO</i>	0	3	0	0	2	1	6
<i>GRT</i>	0	6972	0	0	60064	44861	111897
<b>CELLULAR CONTAINER VESSEL</b>							
<i>NO</i>	1	0	1	0	0	0	2
<i>GRT</i>	756	0	7511	0	0	0	8267
<b>CREW BOAT</b>							
<i>NO</i>	6	0	0	0	0	0	6
<i>GRT</i>	372	0	0	0	0	0	372
<b>DREDGER</b>							
<i>NO</i>	5	13	14	0	0	0	32
<i>GRT</i>	3083	41725	97320	0	0	0	142128
<b>DRY CARGO BULK CARRIER</b>							
<i>NO</i>	3	19	1	2	4	2	31
<i>GRT</i>	681	27605	7594	24144	105688	81744	247456
<b>DRY CARGO LINER</b>							
<i>NO</i>	19	52	2	0	0	0	73
<i>GRT</i>	9919	93063	13776	0	0	0	116758
<b>ELECTRIC PROPULSION</b>							
<i>NO</i>	0	3	0	0	0	0	3
<i>GRT</i>	0	4447	0	0	0	0	4447

**Table No 3.4**  
**Coastal Fleet - By Type And Size of Vessels (As on 31st December, 2015 )**

<i>Type/ Size</i>	<i>Below 999</i>	<i>1000- 4999</i>	<i>5000- 9999</i>	<i>10000- 19999</i>	<i>20000- 34999</i>	<i>35000 above</i>	<i>Total</i>
<i>(1)</i>	<i>(2)</i>	<i>(3)</i>	<i>(4)</i>	<i>(5)</i>	<i>(6)</i>	<i>(7)</i>	<i>(8)</i>
<b>ETHYLENE GAS CARRIER</b>							
<i>NO</i>	0	3	0	0	1	0	4
<i>GRT</i>	0	8727	0	0	22521	0	31248
<b>FLOATING CRANE</b>							
<i>NO</i>	0	1	0	0	0	0	1
<i>GRT</i>	0	2148	0	0	0	0	2148
<b>GENERAL CARGO SHIP</b>							
<i>NO</i>	0	1	0	0	0	0	1
<i>GRT</i>	0	1395	0	0	0	0	1395
<b>LPG CARRIERS</b>							
<i>NO</i>	1	0	0	0	0	0	1
<i>GRT</i>	466	0	0	0	0	0	466
<b>MOTOR LAUNCH</b>							
<i>NO</i>	15	3	0	0	0	0	18
<i>GRT</i>	600	4863	0	0	0	0	5463
<b>MOTOR SHIP</b>							
<i>NO</i>	1	0	0	0	0	0	1
<i>GRT</i>	446	0	0	0	0	0	446
<b>MOTOR TANKERS</b>							
<i>NO</i>	1	0	0	0	0	0	1
<i>GRT</i>	999	0	0	0	0	0	999
<b>MOTOR TENDER</b>							
<i>NO</i>	2	0	0	0	0	0	2
<i>GRT</i>	150	0	0	0	0	0	150
<b>MSV</b>							
<i>NO</i>	3	0	0	0	0	0	3
<i>GRT</i>	802	0	0	0	0	0	802

**Table No 3.4**  
**Coastal Fleet - By Type And Size of Vessels (As on 31st December, 2015 )**

<i>Type/ Size</i>	<i>Below 999</i>	<i>1000- 4999</i>	<i>5000- 9999</i>	<i>10000- 19999</i>	<i>20000- 34999</i>	<i>35000 above</i>	<i>Total</i>
<i>(1)</i>	<i>(2)</i>	<i>(3)</i>	<i>(4)</i>	<i>(5)</i>	<i>(6)</i>	<i>(7)</i>	<i>(8)</i>
<b>OFFSHORE SUPPLY VESSEL</b>							
<i>NO</i>	55	44	0	0	0	0	99
<i>GRT</i>	35802	77670	0	0	0	0	113472
<b>OIL TANKER (CRUDE)</b>							
<i>NO</i>	1	0	0	0	2	0	4
<i>GRT</i>	40	0	0	0	54123	0	219482
<b>OIL TANKER (PC)</b>							
<i>NO</i>	8	4	0	0	1	0	13
<i>GRT</i>	3061	6811	0	0	30565	0	40437
<b>PASSENGER CUM CARGO</b>							
<i>NO</i>	21	7	1	4	0	0	33
<i>GRT</i>	6244	20720	8763	53848	0	0	89575
<b>PASSENGER SERVICE</b>							
<i>NO</i>	55	4	0	0	0	1	60
<i>GRT</i>	10391	7514	0	0	0	35143	53048
<b>PILOT LAUNCH</b>							
<i>NO</i>	2	0	0	0	0	0	2
<i>GRT</i>	130	0	0	0	0	0	130
<b>PLEASURE YACHTS</b>							
<i>NO</i>	1	0	0	0	0	0	1
<i>GRT</i>	338	0	0	0	0	0	338
<b>POLAR SATELLITE VESSEL</b>							
<i>NO</i>	0	1	0	0	0	0	1
<i>GRT</i>	0	3467	0	0	0	0	3467
<b>PORT TRUSTS &amp; MARITIME BOARDS VESSEL</b>							
<i>NO</i>	87	7	1	0	0	0	95
<i>GRT</i>	24058	12666	9123	0	0	0	45847

**Table No 3.4**  
**Coastal Fleet - By Type And Size of Vessels (As on 31st December, 2015 )**

<i>Type/ Size</i>	<i>Below 999</i>	<i>1000- 4999</i>	<i>5000- 9999</i>	<i>10000- 19999</i>	<i>20000- 34999</i>	<i>35000 above</i>	<i>Total</i>
<i>(1)</i>	<i>(2)</i>	<i>(3)</i>	<i>(4)</i>	<i>(5)</i>	<i>(6)</i>	<i>(7)</i>	<i>(8)</i>
<b>RO - RO CONTAINER VESSELS</b>							
<i>NO</i>	1	0	0	0	0	0	1
<i>GRT</i>	956	0	0	0	0	0	956
<b>SPECIALISED VESSELS FOR OFFSHORE</b>							
<i>NO</i>	15	17	2	2	0	0	36
<i>GRT</i>	5641	48259	10928	22207	0	0	87035
<b>TUG</b>							
<i>NO</i>	283	9	1	0	0	0	293
<i>GRT</i>	82123	17834	5939	0	0	0	105896
<b>UTILITY BOAT</b>							
<i>NO</i>	1	0	0	0	0	0	1
<i>GRT</i>	15	0	0	0	0	0	15
<b>UTILITY CRAFT</b>							
<i>NO</i>	1	1	0	0	0	0	2
<i>GRT</i>	205	2200	0	0	0	0	2405
<b>UTILITY VESSEL</b>							
<i>NO</i>	4	0	0	0	0	0	4
<i>GRT</i>	875	0	0	0	0	0	875
<b>YACHTS</b>							
<i>NO</i>	1	0	0	0	0	0	1
<i>GRT</i>	22	0	0	0	0	0	22
<b>TOTAL</b>							
<i>NO</i>	595	232	23	8	10	4	873
<i>GRT</i>	188750	452611	160954	100199	272961	161748	1502542

*Table No 3.5*

*Coastal Fleet - By Type And Age of Vessels (As on 31st December, 2015 )*

<i>Type of Vessels</i>	<i>Upto 5 Yrs.</i>	<i>6-10 Yrs</i>	<i>11-15 Yrs</i>	<i>16-20 Yrs</i>	<i>Above 20 Yrs.</i>	<i>Total</i>
<i>(1)</i>	<i>(2)</i>	<i>(3)</i>	<i>(4)</i>	<i>(5)</i>	<i>(6)</i>	<i>(7)</i>
<b>AHTS</b>						
<i>NO</i>	2	0	0	0	1	3
<i>GRT</i>	4548	0	0	0	1997	6545
<b>BARGE</b>						
<i>NO</i>	30	6	0	3	0	39
<i>GRT</i>	44188	9289	0	5078	0	58555
<b>BC</b>						
<i>NO</i>	4	1	1	0	0	6
<i>GRT</i>	51833	30046	30018	0	0	111897
<b>CELLULAR CONTAINER VESSEL</b>						
<i>NO</i>	1	0	1	0	0	2
<i>GRT</i>	756	0	7511	0	0	8267
<b>CREW BOAT</b>						
<i>NO</i>	4	1	0	0	1	6
<i>GRT</i>	243	18	0	0	111	372
<b>DREDGER</b>						
<i>NO</i>	5	6	2	3	16	32
<i>GRT</i>	22179	35644	16098	9322	58885	142128
<b>DRY CARGO BULK CARRIER</b>						
<i>NO</i>	17	2	1	0	11	31
<i>GRT</i>	22150	2877	7594	0	214835	247456
<b>DRY CARGO LINER</b>						
<i>NO</i>	2	3	5	12	51	73
<i>GRT</i>	4313	5656	17324	19896	69569	116758
<b>ELECTRIC PROPULSION</b>						
<i>NO</i>	2	1	0	0	0	3
<i>GRT</i>	3352	1095	0	0	0	4447
<b>ETHYLENE GAS CARRIER</b>						
<i>NO</i>	0	0	0	0	4	4
<i>GRT</i>	0	0	0	0	31248	31248

*Table No 3.5*

*Coastal Fleet - By Type And Age of Vessels (As on 31st December, 2015 )*

<i>Type of Vessels</i>	<i>Upto 5 Yrs.</i>	<i>6-10 Yrs</i>	<i>11-15 Yrs</i>	<i>16-20 Yrs</i>	<i>Above 20 Yrs.</i>	<i>Total</i>
<i>(1)</i>	<i>(2)</i>	<i>(3)</i>	<i>(4)</i>	<i>(5)</i>	<i>(6)</i>	<i>(7)</i>
<b>FLOATING CRANE</b>						
<i>NO</i>	1	0	0	0	0	1
<i>GRT</i>	2148	0	0	0	0	2148
<b>GENERAL CARGO SHIP</b>						
<i>NO</i>	1	0	0	0	0	1
<i>GRT</i>	1395	0	0	0	0	1395
<b>LPG CARRIERS</b>						
<i>NO</i>	1	0	0	0	0	1
<i>GRT</i>	466	0	0	0	0	466
<b>MOTOR LAUNCH</b>						
<i>NO</i>	12	6	0	0	0	18
<i>GRT</i>	5268	195	0	0	0	5463
<b>MOTOR SHIP</b>						
<i>NO</i>	1	0	0	0	0	1
<i>GRT</i>	446	0	0	0	0	446
<b>MOTOR TANKERS</b>						
<i>NO</i>	0	0	0	1	0	1
<i>GRT</i>	0	0	0	999	0	999
<b>MOTOR TENDER</b>						
<i>NO</i>	2	0	0	0	0	2
<i>GRT</i>	150	0	0	0	0	150
<b>MSV</b>						
<i>NO</i>	1	0	0	1	1	3
<i>GRT</i>	320	0	0	342	140	802
<b>OFFSHORE SUPPLY VESSEL</b>						
<i>NO</i>	17	10	4	3	65	99
<i>GRT</i>	28209	17768	5590	3331	58574	113472
<b>OIL TANKER (CRUDE)</b>						
<i>NO</i>	1	0	0	1	2	4
<i>GRT</i>	165319	0	0	29083	25080	219482

*Table No 3.5*

*Coastal Fleet - By Type And Age of Vessels (As on 31st December, 2015 )*

<i>Type of Vessels</i>	<i>Upto 5 Yrs.</i>	<i>6-10 Yrs</i>	<i>11-15 Yrs</i>	<i>16-20 Yrs</i>	<i>Above 20 Yrs.</i>	<i>Total</i>
<i>(1)</i>	<i>(2)</i>	<i>(3)</i>	<i>(4)</i>	<i>(5)</i>	<i>(6)</i>	<i>(7)</i>
<b>OIL TANKER (PC)</b>						
<i>NO</i>	1	2	0	1	9	13
<i>GRT</i>	708	101	0	396	39232	40437
<b>PASSENGER CUM CARGO</b>						
<i>NO</i>	1	11	4	1	16	33
<i>GRT</i>	3262	14167	1822	14239	56085	89575
<b>PASSENGER SERVICE</b>						
<i>NO</i>	2	19	11	3	25	60
<i>GRT</i>	2566	2829	4199	466	42988	53048
<b>PILOT LAUNCH</b>						
<i>NO</i>	2	0	0	0	0	2
<i>GRT</i>	130	0	0	0	0	130
<b>PLEASURE YACHTS</b>						
<i>NO</i>	1	0	0	0	0	1
<i>GRT</i>	338	0	0	0	0	338
<b>POLAR SATELLITE VESSEL</b>						
<i>NO</i>	1	0	0	0	0	1
<i>GRT</i>	3467	0	0	0	0	3467
<b>PORT TRUSTS &amp; MARITIME BOARDS VESSEL</b>						
<i>NO</i>	2	9	16	20	48	95
<i>GRT</i>	663	2880	11864	5796	24644	45847
<b>RO - RO CONTAINER VESSELS</b>						
<i>NO</i>	0	0	0	0	1	1
<i>GRT</i>	0	0	0	0	956	956
<b>SPECIALISED VESSELS FOR OFFSHORE</b>						
<i>NO</i>	0	2	4	2	28	36
<i>GRT</i>	0	6077	3808	375	76775	87035
<b>TUG</b>						
<i>NO</i>	48	57	41	45	102	293
<i>GRT</i>	31917	20287	11305	11392	30995	105896



*Table No 3.5*

*Coastal Fleet - By Type And Age of Vessels (As on 31st December, 2015 )*

<i>Type of Vessels</i>	<i>Upto 5 Yrs.</i>	<i>6-10 Yrs</i>	<i>11-15 Yrs</i>	<i>16-20 Yrs</i>	<i>Above 20 Yrs.</i>	<i>Total</i>
<i>(1)</i>	<i>(2)</i>	<i>(3)</i>	<i>(4)</i>	<i>(5)</i>	<i>(6)</i>	<i>(7)</i>
<b>UTILITY BOAT</b>						
<i>NO</i>	0	1	0	0	0	1
<i>GRT</i>	0	15	0	0	0	15
<b>UTILITY CRAFT</b>						
<i>NO</i>	1	0	0	0	1	2
<i>GRT</i>	205	0	0	0	2200	2405
<b>UTILITY VESSEL</b>						
<i>NO</i>	4	0	0	0	0	4
<i>GRT</i>	875	0	0	0	0	875
<b>YACHTS</b>						
<i>NO</i>	1	0	0	0	0	1
<i>GRT</i>	22	0	0	0	0	22
<b>TOTAL</b>						
<i>NO</i>	168	137	90	96	382	873
<i>GRT</i>	401436	148944	117133	100715	734314	1502542

**Table 3.6**  
**Coastal Fleet - By Age And Size of Vessels (As on 31st December, 2015 )**

<i>Age/ Size</i>	<i>Below 999</i>	<i>1000- 4999</i>	<i>5000- 9999</i>	<i>10000- 19999</i>	<i>20000- 34999</i>	<i>35000 above</i>	<i>Total</i>
<i>(1)</i>	<i>(2)</i>	<i>(3)</i>	<i>(4)</i>	<i>(5)</i>	<i>(6)</i>	<i>(7)</i>	<i>(8)</i>
<b>Upto 5 Yrs.</b>							
<i>NO</i>	85	77	4	0	0	2	168
<i>GRT</i>	25302	139105	26849	0	0	210180	401436
<b>6 to 10 Yrs.</b>							
<i>NO</i>	105	27	4	0	1	0	137
<i>GRT</i>	27602	61480	29816	0	30046	0	148944
<b>11 to 15 Yrs.</b>							
<i>NO</i>	70	14	5	0	1	0	90
<i>GRT</i>	21375	26943	38797	0	30018	0	117133
<b>16 to 20 Yrs.</b>							
<i>NO</i>	76	17	1	1	1	0	96
<i>GRT</i>	20629	28694	8070	14239	29083	0	100715
<b>Above 20 Yrs.</b>							
<i>NO</i>	259	97	9	7	7	3	382
<i>GRT</i>	93842	196389	57422	85960	183814	116887	734314
<b>TOTAL</b>							
<i>NO</i>	595	232	23	8	10	5	873
<i>GRT</i>	188750	452611	160954	100199	272961	327067	1502542

**Table 3.7**  
**Coastal Fleet - By Number of Companies and Vessels Owned ( As on 31st December )**

Number of Ships Owned	('000GRT)					
	Number of Companies			Total Tonnage Owned		
	2013 (2)	2014 (3)	2015 (4)	2013 (5)	2014 (6)	2015 (7)
1	149	159	181	280	347	418
2	39	43	40	55	66	68
3	23	21	22	137	132	139
4	9	7	9	23	18	24
5	10	12	12	66	67	73
6	4	4	2	18	28	8
7	4	4	6	19	19	37
8	5	6	5	27	34	33
9	2	2	-	4	4	-
10	3	3	3	47	48	48
11	4	3	4	27	19	12
12	3	4	5	73	170	375
13	1	1	1	17	18	18
14	1	1	1	6	6	6
15	2	1	1	105	5	5
16	2	-	-	83	-	-
17	-	2	-	-	90	-
18	-	-	2	-	-	91
19	1	1	1	29	30	30
21	-	-	1	-	-	16
22	-	1	-	-	17	-
23	1	-	-	17	-	-
24	-	-	-	-	-	-
25	-	-	1	-	-	66
26	1	2	1	16	83	17
27	1	-	-	65	-	-
32	-	-	-	-	-	-
40	-	-	-	-	-	-
41	-	-	-	-	-	-
42	-	-	-	-	-	-
47	-	-	-	6	-	-
49	1	-	-	15	-	-
52	-	1	-	-	17	-
53	-	-	1	-	-	20
<b>Total</b>	<b>251</b>	<b>278</b>	<b>299</b>	<b>1087</b>	<b>1218</b>	<b>1502</b>

**Table 3.8**  
**Coastal Fleet - BY Number of Companies/Ships & Tonnage Owned (As on 31 st December)**

(' 000 GRT )

Tonnage	Number of Ships			Total Tonnage		
	2013	2014	2015	2013	2014	2015
(1)	(2)	(3)	(4)	(5)	(6)	(7)
Upto 1.0	562	582	595	186	191	189
1.0 - 5.0	206	216	232	399	415	452
5.0 - 10.0	19	20	23	134	141	161
10.0 - 20.0	8	8	8	100	100	100
20.0 - 70.0	9	9	14	268	288	435
70.0 - 80.0	-	-	-	-	-	-
80.0 - 100.0	-	-	-	-	-	-
100 .0 & above	-	-	1	-	-	165
<b>Total</b>	<b>804</b>	<b>835</b>	<b>873</b>	<b>1087</b>	<b>1135</b>	<b>1502</b>

**Table 3.9**  
**Indian Shipping companies registered for Coastal trade**  
**(as on 31st December, 2015)**

<i>Sl No</i>	<i>Company Name</i>	<i>No of Vessels</i>	<i>GRT</i>	<i>DWT</i>
1.	A.K. SHIP MGMT.& SERVICES	1	374	147
2.	A.K. SHIPPING PVT LTD.	2	4920	5984
3.	ABG SHIPPING LTD.	2	3748	5259
4.	ABYSS OFFSHORE, MUMBAI	1	78	0
5.	ACE RESOURCES & SOLUTION PVT. LTD.	1	1986	3500
6.	ADANI PORT LTD.	5	2060	596
7.	ADANI PORTS & SPECIAL ECONOMIC ZONE LTD.	2	979	1529
8.	ADEL SHIPPING & LOGISTICS LTD.	2	972	252
9.	ADMN. OF U.T. OF LAKSHSDWEEP	19	29766	8007
10.	AERO SHIPPING SERVICES	1	18	0
11.	AEROMARINE EQUIPMENT SUPPLY PVT. LTD	1	15	0
12.	AHILIBAI SARDESAI MINING & EARTHMOVING	1	2257	0
13.	AJWA LOGISTICS PVT. LTD.	1	121	0
14.	ALBATROSS MARINE SERVUCES	1	307	0
15.	ALBATROSS SH. LTD.	1	273	214
16.	ALBATROSS SHIPPING AGENCIES	1	1310	1809
17.	AMBUJA CEMENT	10	23782	30460
18.	AMIC TECHNOCONS LTD.	1	199	350
19.	AMIT SHIP MANAGEMENT LTD.	2	764	0
20.	AMMA LINES LTD.	1	11625	16500
21.	ANDAMAN & NICOBAR ADMINISTRATION	12	51783	17830
22.	ANDAMAN LAKSHADWEEP ADMINISTRATION	1	179	0
23.	ANJAN SHIPPING PVT. LTD.	1	382	112
24.	APEEJAY CHARTER PVT. LTD	1	39	0
25.	APEEJAY SHIPPING LTD.	1	35430	64110
26.	ARC MARINE PVT LTD	7	2292	2068
27.	ARDESHIR & CURSETJEE LTD.	2	207	0
28.	ARKEY SEA LOGISTICS LTD.	3	4434	0
29.	ASIAN MARINE SUPPLIER	1	104	0

*Table 3.9 (Contd....)*

*Indian Shipping companies registered for Coastal trade*

*(as on 31st December, 2015)*

<i>Sl No</i>	<i>Company Name</i>	<i>No of Vessels</i>	<i>GRT</i>	<i>DWT</i>
30.	ASIANOL SHIPPING LTD.	1	1624	2850
31.	ASSOCIATED MARITIME PVT. LTD.	1	1090	2052
32.	ATLANTIC SHIPPING PVT. LTD	2	4173	5622
33.	ATLAS OFFSHORE SERVICES PVT. LTD.	1	297	1018
34.	AYSHA SHIPPING COMPANY, A&N ISLANDS	1	320	0
35.	B.DEVCHAND & SONS SHIPPING P. LTD	1	1395	2200
36.	BALLAST HAM DREDGING INDIA PVT LTD.	1	467	0
37.	BAPUS SHIPPING JAMNAGAR PVT. LTD.	1	113	0
38.	BHAMBHANI SHIPPING PVT. LTD.	1	867	1060
39.	BHARAT HOTEL LTD.	1	37	0
40.	BHARATI MARITIME SERVICES PVT. LTD.	1	144	119
41.	BHOIR SAND & ALLIED INDUS. PVT. LTD.	2	461	0
42.	BIZCARE SERVICES PVT. LTD.	1	202	0
43.	BLUE OCEAN SEA TRANSPORT LTD	2	965	1546
44.	BLUEFIN MARINE INDUSTRIES	1	108	0
45.	BOMBAY MARINE ENGG. WORKS LTD.	1	499	700
46.	CAN OFF-SHORE PVT. LTD.	5	1530	1264
47.	CANARA MOTOR LAUNCH SERVICES	1	70	0
48.	CASTLE SHIPS PVT. LTD.	1	1332	2127
49.	CHANDRA SHIP MANAGEMENT PVT. LTD.	2	581	0
50.	CHENNAI PORT TRUST	11	6989	0
51.	CHOWGULE & COMPANY PVT. LTD.	3	4722	5754
52.	CHOWGULE STEAMSHIPS CO. LTD.	1	21704	33400
53.	COAST LINE SERVICES (INDIA) PVT. LTD.	4	4355	6352
54.	COASTAL MARINE COAST & ENGG. LTD.	5	3650	2041
55.	COASTAL SEAWAYS (ISLAND) PVT. LTD.	1	255	50
56.	COCHIN PORT TRUST	5	3954	2308
57.	COMPASS SHIPPING AGENCY	1	195	0
58.	COUNCIL OF SCIENTIFIC & INDUSTR. RESEARCH	1	2661	800

**Table 3.9 (Contd....)**  
**Indian Shipping companies registered for Coastal trade**  
*(as on 31st December, 2015)*

<i>Sl No</i>	<i>Company Name</i>	<i>No of Vessels</i>	<i>GRT</i>	<i>DWT</i>
59.	CRAFTWAY ENGINEERS LTD.	3	216	16
60.	CREATIVE GAMING SOLUTIONS PVT. LTD.	1	2544	0
61.	CROWN MARITIME CO. LTD.	1	264	0
62.	CRYSTAL SHIPPING	1	172	51
63.	D.G.LIGHT HOUSES & LIGHTSHIPS	4	5948	3108
64.	DAMANIA SHIPPING LTD.	1	481	45
65.	DAMODAR MARINE SERVICE	1	487	737
66.	DANIEL ENG. WORKS & SHIP REPAIRS	1	850	1000
67.	DELTA MARITIME & INDUS. SKILL TRNG INST. P. LTD	1	119	0
68.	DEPARTMENT OF OCEAN DEVELOPMENT	3	4582	1605
69.	DEPT. OF ANIMAL HUSBANDRY & DAIRYING	1	785	0
70.	DESHPRABHU RESOURCES, GOA	1	1320	0
71.	DHARTI DREDGING & INFRA. LTD.	1	259	281
72.	DIPLOMAT MARINE	1	1221	1149
73.	DIR. OF PORTS, THIRUANANTHAPURAM	1	157	113
74.	DIR. OF SHIPPING SERVICES, PORT BLAIR	1	124	9
75.	DIRECTOR OF SHIPPING SERVICES, A&N	3	1740	0
76.	DOLPHIN OFFSHORE LTD.	7	2254	1377
77.	DREDGING CORPORATION OF INDIA LTD.	18	88531	60372
78.	DUKE OFFSHORE LTD.	1	111	0
79.	E.N. PVT. LTD.	2	148	0
80.	EASTERN NAVIGATION PVT. LTD.	1	117	0
81.	ELCOME SURVEYS LTD.	1	392	469
82.	ELLON HINENGO LTD.	4	2717	5471
83.	EPSOM SHIPPING (I)PVT LTD.	2	4388	5166
84.	ESSAR CONSTRUCTION (INDIA) LIMITED	1	97	136
85.	ESSAR LOGISTICS LTD.	5	1564	611
86.	ESSAR OFFSHORE SUBSEA LTD.	1	482	0
87.	ESSAR SHIPPING LTD.	12	41295	69711

*Table 3.9 (Contd....)*

*Indian Shipping companies registered for Coastal trade*

*(as on 31st December, 2015)*

<i>Sl No</i>	<i>Company Name</i>	<i>No of Vessels</i>	<i>GRT</i>	<i>DWT</i>
88.	ESSAR STEEL LTD.	1	293	0
89.	EVERETT (INDIA) PVT. LTD.	1	2305	3388
90.	EVERSUN SPARKLE	1	262	78
91.	FINOLEX INDUSTRIES LTD.	1	204	144
92.	FUGRO SURVEY (I) PVT. LTD.	1	494	509
93.	GAL OFFSHORE SHIPPING CO. LTD.	1	640	0
94.	GARUDA CARRIERS & SHIPPING(P) LTD.	3	4593	7636
95.	GARWARE OFFSHORE SERVICES LTD	1	867	1060
96.	GATI LTD	1	3553	4811
97.	GAUTAM FREIGHT LTD.	1	298	405
98.	GENERAL MARINE SERVICES	1	252	0
99.	GEOLOGICAL SURVEY OF INDIA LTD.	3	2942	2005
100.	GLOBAL OFFSHORE SERVICES LTD	1	2281	1971
101.	GLOBAL UNITED SHIPPING INDIA PVT. LTD.	1	22521	30761
102.	GLORY SHIP MANAGEMENT PVT. LTD.	6	2484	2105
103.	GOA COASTAL RESORTS & RECREATION PVT. LTD.	1	3546	320
104.	GOA GULF CLUB PVT. LTD.	1	2394	0
105.	GOA SHIPYARD LTD.	1	121	0
106.	GODREJ & BOYCE MFG. LTD.	1	22	4
107.	GREAT EASTERN SHIPPING CO. LTD.	1	30046	52454
108.	GREAT OFFSHORE LTD.	21	15616	16296
109.	GREAT SEA SHIPPING (P) LTD.	1	756	1000
110.	GREAT SHIP (INDIA) LTD.	2	4983	2416
111.	GREENWICH SHIPPING	1	1484	2287
112.	GUJARAT ADANI PORT	2	472	35
113.	GUJARAT MARITIME BOARD LTD.	18	2753	194
114.	HAL OFFSHORE LTD	1	1085	832
115.	HAUERS LINES LTD.	1	298	957
116.	HEDE FERROMINAS(P) LTD.	2	1332	1686



*Table 3.9 (Contd....)*

*Indian Shipping companies registered for Coastal trade*

*(as on 31st December, 2015)*

<i>Sl No</i>	<i>Company Name</i>	<i>No of Vessels</i>	<i>GRT</i>	<i>DWT</i>
117.	HIND OFFSHORE	8	8594	4103
118.	HINDUSTAN MARINE CARRIERS	1	1250	0
119.	HOLLY OFFSHORE LOGISTICS	1	223	0
120.	HOTEL LEELA VENTURE LTD	1	722	0
121.	I MARINE INFRATECH (I) PVT. LTD.	2	228	180
122.	IMPERIAL CLASSIC SHIPPING LTD.	1	1359	0
123.	INDUS MARINE PVT. LTD.	1	129	0
124.	ISPAT INDUSTRIES LTD.	1	1836	2780
125.	ITT LINES PVT. LTD.	2	2599	3505
126.	ITT SHIPPING PVT. LTD.	3	3594	3374
127.	J.D. LOGISTICS	2	156	0
128.	JADWET TRADING COMPANY	1	40	0
129.	JAISU SHIPPING CO. LTD.	10	18652	8758
130.	JAWAHARLAL NEHRU PORT TRUST	7	1114	0
131.	JAYESH SHIPPING PVT LTD.	2	552	696
132.	JESIA MISTRY AGENCIES PVT.LTD.	1	91	0
133.	JINDAL ITF LTD.	13	17550	27300
134.	JMD SHIPPING SERVICES	1	41	0
135.	K. RAGHU PATHI RAO (RAGHU)	1	65	0
136.	K.DESAI & COMPANY	1	181	0
137.	KANDLA PORT TRUST	11	1973	663
138.	KARINA TOURISM & ADVENTURES PVT. LTD.	1	338	47
139.	KEI-RSOS MARITIME LTD.	15	5202	3311
140.	KNK SHIP MANAGEMENT	1	390	0
141.	KOLKATTA PORT TRUST	12	16329	11742
142.	KONDO SYOKAI LEISURE INDIA PVT	1	21	6
143.	KSINC	1	135	0
144.	LAKSHADWEEP DEVELOPMENT CORPN. LTD.	2	964	387
145.	LAKSHADWEEP HARBOUR WORKS, COCHIN	1	75	0

*Table 3.9 (Contd....)*

*Indian Shipping companies registered for Coastal trade*

*(as on 31st December, 2015)*

<i>Sl No</i>	<i>Company Name</i>	<i>No of Vessels</i>	<i>GRT</i>	<i>DWT</i>
146.	LEWEK ALTER SHIPPING	1	3601	0
147.	LIFT & SHIFT INDIA PVT. LTD.	2	446	0
148.	M. GANGADHAR RAO	1	36	0
149.	M. PALLONJI LOGISTICS PVT. LTD.	5	7703	43552
150.	M. PALLONJI SHIPPING PVT. LTD.	1	1926	3150
151.	MAJU MARINE SERVICE	1	322	500
152.	MAK LOGISTICS PVT. LTD.	3	1939	1939
153.	MARINE INFRASTRUCTURE LTD.	1	2148	0
154.	MEENAKSHI FISHING & TRADING CO.	1	349	82
155.	MERCATOR LINES LTD.	5	29124	17114
156.	MODEST OFFSHORE SERVICES LTD.	1	66	0
157.	MOHAMMED REFIQUE, A&N ISLANDS	1	342	0
158.	MORMUGAO PORT TRUST	4	838	0
159.	MRS. ISHRAT JAHAN W/0 MR. RIAZ KHAN	1	140	15
160.	MUMBAI PORT TRUST	7	2648	0
161.	MUNDRA PORT AND SPECIAL ECONOMIC ZONE LTD	12	5260	1496
162.	MUSTAN TAHDERBHAI KHANBHAI	1	1310	1817
163.	N.S. GUZDER & COMPANY LTD.	1	498	0
164.	NATIONAL INSTITUTE OF OCEAN TECHNOLOGY	1	4862	0
165.	NATIONAL INSTITUTE OF OCEANOGRAPHY, GOA	1	709	297
166.	NATWAR PAREKH INDUSTRIES	1	956	1386
167.	NAUTEX MARITIME PVT. LTD	1	174	0
168.	NAVAYUGA ENGINEERING CO. LTD	1	6520	8476
169.	NEW ERA SHIPPING LTD. GOA	1	1593	2137
170.	NEW MANGALORE PORT TRUST	4	1594	484
171.	NIKHIL KUMAR DHALI	1	189	0
172.	OCEAN SPARKLE LTD.	53	20085	7641
173.	OFFSHORE INTERNATIONAL LOGISTICS	1	229	0
174.	OIL & NATURAL GAS COMM. LTD.	25	65675	51257

*Table 3.9 (Contd....)*

*Indian Shipping companies registered for Coastal trade*

*(as on 31st December, 2015)*

<i>Sl No</i>	<i>Company Name</i>	<i>No of Vessels</i>	<i>GRT</i>	<i>DWT</i>
175.	ORION AGENCIES LTD.	1	1188	1856
176.	ORION MARITIME PVT. LTD.	2	598	533
177.	ORION OFFSHORE SERVICES PVT LTD.	1	233	79
178.	P. SURYA RAO	1	59	0
179.	PALLONI PVT. LTD.	1	1926	3150
180.	PARADIP PORT TRUST	1	284	691
181.	PARKKOT MARITIME AGENCIES	2	2190	0
182.	PFS SHIPPING INDIA LTD.	2	3844	3842
183.	PILLONJI LOGISTICS LTD.	5	7688	12340
184.	POLESTAR MARITIME LTD.	11	2800	498
185.	POOMPUHAR SHIPPING COPN. LTD.	3	83984	119961
186.	PRANIK SHIPPING & SERVICES LTD.	1	1874	2849
187.	PRATIBHA SHIPPING LTD.	1	30565	28610
188.	PRINCE MARINE TRANSPORT SERVICES	10	5271	1799
189.	R. M. SHIPPING PVT. LTD.	8	223	20
190.	RAJ SHIPPING AGENCIES LTD.	8	5419	5674
191.	RAJMAHENDRI OIL FIELD SERVICES P LTD.	2	183	0
192.	RAMESH BABA SUVAMA	1	314	0
193.	REACON ENGINEERS(INDIA) PVT. LTD.	3	845	2290
194.	RELIANCE INDUSTRIES LTD.	26	16797	12330
195.	RESHAMSINGH & CO. PVT LTD.	2	298	0
196.	RSOS - R.K.KATADI	1	55	31
197.	S. SURYA RAO	1	159	0
198.	S.K.S. SHIP LTD.	2	24	0
199.	S.R. OFFSHORE P. LTD.	4	2000	1812
200.	S.S. OFFSHORE PVT. LTD.	3	714	623
201.	SADHAV SHIPPING LTD.	4	4603	4448
202.	SAFE & SURE MARINE INT. PVT. LTD.	2	1931	3021
203.	SAHARA INDIA TOURISM DEV. CORPN. LTD	1	35143	4514

*Table 3.9 (Contd....)*

*Indian Shipping companies registered for Coastal trade*

*(as on 31st December, 2015)*

<i>Sl No</i>	<i>Company Name</i>	<i>No of Vessels</i>	<i>GRT</i>	<i>DWT</i>
204.	SAHARA SHIPPING PVT. LTD	1	78	24
205.	SAIBHYA SHIPPING AGRO-MARINE P. LTD	1	267	100
206.	SAKTHI SHIPPING SERVICES (I) PVT. LTD.	1	1510	2164
207.	SALGAOCAR MINING LTD.	1	255	283
208.	SALGAONKAR ENGINEERS PVT. LTD.	1	12519	17529
209.	SAMBHULINGAM MARINE SERVICES	1	317	0
210.	SAMRAT ASIA MARITIME LTD.	1	1874	2350
211.	SAMSON MARITIME LTD.	8	8207	8647
212.	SAMUDRIKA LOGISTICS PVT. LTD.	1	275	290
213.	SAN MARINE	1	174	0
214.	SAURASHTRA FUELS PVT. LTD.	2	3672	5560
215.	SEA RIDES SHIP MANAGEMENT	1	1011	1142
216.	SEA SPARKLE HARBOUR SERVICES LTD	4	1277	558
217.	SEABRIDGE MARITIME AGENCIES PVT. LTD.	1	125	0
218.	SEAGULL DREDGING PVT. LTD. MUMBAI	1	71	0
219.	SEALAND SHIPPING & EXPORTS PVT.LTD.	1	2233	3881
220.	SEALION SPARKLE MARITIME SERVI	5	1330	394
221.	SEALION SPARKLE PORT & TERMINAL SERVICE	3	1044	392
222.	SEAPORT LOGISTICS PVT. LTD	3	3799	0
223.	SEASHORES INFRA LOGISTICS	1	269	115
224.	SEASPAN SHIPPING LTD.	1	643	139
225.	SEATRANS SHIPPING CORPN. LTD.	1	42	0
226.	SESA GOA LTD.	1	46314	80000
227.	SESA SHIPPING(P) LTD.	1	121	0
228.	SETHUSAMUDRAM CORP.TD., CHENNAI	11	311	0
229.	SETRANS SHIPPING LTD.	1	249	184
230.	SEVEN ISLAND SHIPPING LTD	1	29083	44970
231.	SHAHI SHIPPING LTD.	1	121	0
232.	SHANTI SHIPPING CO.(P) LTD	1	760	830

*Table 3.9 (Contd....)*

*Indian Shipping companies registered for Coastal trade*

*(as on 31st December, 2015)*

<i>Sl No</i>	<i>Company Name</i>	<i>No of Vessels</i>	<i>GRT</i>	<i>DWT</i>
233.	SHIPPING CORPN. OF INDIA	12	260511	455562
234.	SHIV SHIPPING SERVICES	1	1583	2000
235.	SHIV VANI OIL & GAS EXPLORATION	1	174	46
236.	SHIVA MARKETING LTD.	1	157	0
237.	SHREE KRISHNA QUARRY PVT. LTD.	1	708	0
238.	SHREE KRISHNA STEVEDON PVT. LTD.	5	7612	10924
239.	SHREE SAGAR STEVEDORE	1	1066	0
240.	SHREE VARALAKSHMI OFFSHORE SERVICES	1	69	0
241.	SHREEJI SHIPPING SERVICES (INDIA) LTD.	3	3139	3761
242.	SHRI ARVIND SHAH P/O AECADIA	1	69	0
243.	SHRI MANKESHWAR MECHANICAL SERVICES	1	62	0
244.	SHRI RASHED AHMED MUJAWAR PROPRIETOR	1	1398	2213
245.	SICAL LOGISTICS LTD.	1	7594	10500
246.	SINDHU MARINE	4	918	116
247.	SOUTH EAST ASIA MARINE ENGG. & CONST. LTD.	3	11211	6135
248.	SPARKLE PORT SERVICES LTD.	3	1429	0
249.	SRI GANESH DURGA MARINE SERVICES	1	75	0
250.	SRI V. JESWARYAMBICA BARGE SUPPLIERS	1	78	0
251.	SRI VARI LOGISTICS (I) LTD.	2	1310	0
252.	STAR MARINE SERVICES	1	50	0
253.	STAR SHIPPING LTD.	1	187	239
254.	STEADFAST SHIPPING PVT. LTD.	1	782	997
255.	SUNRISE MARINE SERVICES	3	194	0
256.	SUPER TUG OFFSHORE SERVICES PVT LTD.	2	509	573
257.	SUPER TUG OFFSHORE SERVICES PVT. LTD.	1	356	0
258.	SUPREME GLOBAL SERVICE PVT. LTD.	1	495	0
259.	SUPREME MARINES	1	75	0
260.	SVITZER WIJAMNLLER HAZIRA PVT LTD.	2	1357	250
261.	SVS MARINE SERVICES (P) LTD.	5	5803	6163

*Table 3.9 (Contd....)*

*Indian Shipping companies registered for Coastal trade*

*(as on 31st December, 2015)*

<i>Sl No</i>	<i>Company Name</i>	<i>No of Vessels</i>	<i>GRT</i>	<i>DWT</i>
262.	SVUL PROJECT LTD.	3	339	0
263.	SYNERGY OFFSHORE SERVICES	1	189	125
264.	TAG OFFSHORE LTD.	7	15750	13763
265.	TAG SEA LOGISTICS LTD	6	5229	5179
266.	TARUN SHIPPING & INDUSTRIES LTD.	2	1978	2172
267.	TCI SEAWAYS LTD.	2	9021	12682
268.	TEBMA TEAM LTD.	1	151	0
269.	THE CHAIRMAN, V.O.C PT,TUTICORIN	1	48	0
270.	THE PRESIDENT OF INDIA	1	2477	1500
271.	THE PRESIDENT OF INDIA, UT OF LAKSHADWEEP	5	1152	72
272.	TIMBLO PVT LTD.	1	7594	12207
273.	TIME TRADER	1	113	0
274.	TM HARBOUR SERVICES PVT. LTD.	3	1396	0
275.	TRANSCOASTAL CARGO & SHIPPING	1	6182	7738
276.	TRANSPORT CORPN. OF INDIA.	1	300	710
277.	TRANSTAR MARINE & OFFSHORE SERVICES	2	1255	0
278.	TRITON MARITIME PVT. LTD.	1	476	0
279.	TRITON OVERWATER TPT. AGENCY LTD.	2	70	0
280.	TUTICORIN PORT TRUST	3	1179	0
281.	U. T. OF LAKSHADWEEP	1	179	0
282.	UNION OF INDIA (MOST)	1	1552	370
283.	UNITED SHIPPERS LTD.	8	10441	12356
284.	UNITED SHIPPING LTD.	1	1063	1750
285.	UTL, KAVARTHI	1	5939	0
286.	V.S. MARINE SERVICE	1	165	125
287.	VAMSEE SHIPPING CARRIER PVT. LTD	2	1495	2238
288.	VAN OORD INDIA PVT. LTD.	1	1196	0
289.	VIKRAM SHIPPING LTD.	2	482	98
290.	VINAYAK MARINE SERVICES PVT LTD.	3	493	161

*Table 3.9 (Contd....)*

*Indian Shipping companies registered for Coastal trade*

*(as on 31st December, 2015)*

<i>Sl No</i>	<i>Company Name</i>	<i>No of Vessels</i>	<i>GRT</i>	<i>DWT</i>
291.	VISAKHAPATNAM PORT TRUST	14	6035	0
292.	VMS INDUSTRIES PVT. LIMITED	1	162	0
293.	VNS OFF-SHORE SERVICES CO. LTD.	1	132	192
294.	VSSR SHIPPING CO.	1	191	0
295.	WATERWAYS SHIPYARD PVT LTD.	2	3507	3862
296.	WELSPUN MAXSTEEL LTD.	7	12574	20321
297.	WHITE SAND, HOWRAH	1	25	0
298.	YOGI SEAWAYS PVT. LTD	1	690	844
299.	YOJAKA (INDIA) PVT. LTD.	2	77	0
	<b>TOTAL</b>	<b>873</b>	<b>1502542</b>	<b>1701433</b>

**Table 3.10**

**Net Addition to Coastal Fleet (During the Year 2015)**

<i>Shipping Company/Shipowner</i>	<i>Ships Acquired</i>			<i>Ships Sold/Scrapped</i>			<i>Net Addition</i>	
	<i>No.</i>	<i>GRT</i>	<i>Type</i>	<i>No.</i>	<i>GRT</i>	<i>Type</i>	<i>No.</i>	<i>GRT</i>
<i>(1)</i>	<i>(2)</i>	<i>(3)</i>	<i>(4)</i>	<i>(5)</i>	<i>(6)</i>	<i>(7)</i>	<i>(8)</i>	<i>(9)</i>
AMIT SHIP MANAGEMENT LTD.	0	0		1	313	TUG	-1	-313
ASIANOL SHIPPING LTD.	1	1624	BARG	0	0		1	1624
AYSHA SHIPPING COMPANY, A&N ISLANDS	1	320	MSV	0	0		1	320
B.DEVCHAND & SONS SHIPPING P. LTD	1	1395	GCS	0	0		1	1395
BHAMBHANI SHIPPING PVT. LTD.	0	0		1	684	SOFF	-1	-684
CHOWGULE & COMPANY PVT. LTD.	1	2052	BC	0	0		1	2052
CRYSTAL SHIPPING	1	172	PGER	0	0		1	172
DHARTI DREDGING & INFRA. LTD.	1	259	TUG	0	0		1	259
DIR. OF PORTS, THIRUANANTHAPURAM	1	157	TUG	0	0		1	157
DOLPHIN OFFSHORE LTD.	0	0		1	157	TUG	-1	-157
DREDGING CORPORATION OF INDIA LTD.	1	408	UTV	0	0		1	408
EPSOM SHIPPING (I)PVT LTD.	1	3467	PSV	0	0		1	3467
ESSAR SHIPPING LTD.	1	30018	BC	0	0		1	30018
EASTERN NAVIGATION PVT. LTD.	1	117	TUG	0	0		1	117
GLOBAL OFFSHORE SERVICES LTD	1	2281	AHTS	0	0		1	2281
GREAT EASTERN SHIPPING CO. LTD.	1	30046	BC	0	0		1	30046
GREAT OFFSHORE LTD.	0	0		1	1221	OFF	-1	-1221
GUJARAT MARITIME BOARD LTD.	1	446	MOTS	0	0		1	446
KANDLA PORT TRUST	1	65	PL	0	0		1	65
	1	65	PL	0	0		1	65
MOHAMMED REFIQUE, A&N ISLANDS	1	342	MSV	0	0		1	342
MEENAKSHI FISHING & TRADING CO.	1	349	PGER	0	0		1	349
NAUTEX MARITIME PVT. LTD	1	174	TUG	0	0		1	174
NIKHIL KUMAR DHALI	1	189	OFF	0	0		1	189
OIL & NATURAL GAS COMM. LTD.	0	0		1	949	OFF	-1	-949
	1	1831	OFF	0	0		1	1831



Table 3.10 (Contd....)

**Net Addition to Coastal Fleet (During the Year 2015)**

<i>Shipping Company/Shipowner</i>	<i>Ships Acquired</i>			<i>Ships Sold/Scrapped</i>			<i>Net Addition</i>	
	<i>No.</i>	<i>GRT</i>	<i>Type</i>	<i>No.</i>	<i>GRT</i>	<i>Type</i>	<i>No.</i>	<i>GRT</i>
<i>(1)</i>	<i>(2)</i>	<i>(3)</i>	<i>(4)</i>	<i>(5)</i>	<i>(6)</i>	<i>(7)</i>	<i>(8)</i>	<i>(9)</i>
OIL & NATURAL GAS COMM. LTD.	0	0		1	949	OFF	-1	-949
OCEAN SPARKLE LTD.	1	3583	OFF	0	0		1	3583
POLESTAR MARITIME LTD.	1	376	TUG	0	0		1	376
	1	195	TUG	0	0		1	195
SAMSON MARITIME LTD.	0	0		1	215	TUG	-1	-215
	1	1454	TUG	0	0		1	1454
SEVEN ISLAND SHIPPING LTD	1	29083	TANC	0	0		1	29083
SHIPPING CORPN. OF INDIA	0	0		1	1310	OFF	-1	-1310
	1	165319	TANC	0	0		1	165319
SHREE KRISHNA STEVEDON PVT. LTD.	0	0		1	867	OFF	-1	-867
SADHAV SHIPPING LTD.	1	135	UTV	0	0		1	135
SAIBHYA SHIPPING AGRO-MARINE P. LTD	1	267	UTV	0	0		1	267
SEAPORT LOGISTICS PVT. LTD	1	1340	BARG	0	0		1	1340
	1	1226	BARG	0	0		1	1226
	1	1233	BARG	0	0		1	1233
SRI V. JESWARYAMBICA BARGE SUPPLIERS	1	78	TUG	0	0		1	78
SAN MARINE	1	174	TUG	0	0		1	174
TCI SEAWAYS LTD.	1	7511	CCON	0	0		1	7511
	0	0		1	2887	DRY	-1	-2887
TAG OFFSHORE LTD.	1	3469	OFF	0	0		1	3469
THE PRESIDENT OF INDIA	1	2477	MOTO	0	0		1	2477
TOTAL	37	293697		10	9552		27	284145

**Table 3.11**  
**Bunker Fuel Prices at Indian Ports for Vessels Plying on Coastal Ports**  
**- Furnance Oil (As on 31st March)**

(Rs. per MT)							
Name of the Port	2009	2010	2011	2012	2013	2014	2015
(1)	(2)	(3)	(4)	(5)	(6)	(7)	(8)
1. Mumbai	18347.05	30887.48	39629.17	49206.13	46526.52	49859.96	30564.12
2. Kolkata	19573.56	32123.8	40843.73	50810.46	47368.34	50770.76	31613.28
3. Cochin	18897.52	31437.95	40191.08	49802.36	46578.84	49987.17	30753.83
4. Haldia	19118.95	31625.06	40298.10	50115.33	47368.34	50791.76	31634.28
5. Chennai	19212.15	31718.25	40191.08	50151.32	47025.07	52759.86	32791.72
6. Mangalore	18685.52	31203.07	39956.20	49521.71	46409.60	49740.76	30478.05
7. Goa	19083.43	31623.87	40365.55	49942.51	46612.40	49675.40	30554.72
8. Okha	...	...	...	...	...	...	...
9. Tuticorin	...	...	...	...	...	...	...
10. Visakhapatnam	19154.59	31649.26	40345.18	50105.20	47150.94	50490.87	31304.00
11. Karwar	...	...	...	...	...	...	...
12. Paradip	...	...	...	...	...	...	...
13. Port Blair	...	...	...	...	...	...	...
14. Rajkot	...	...	...	...	...	...	...
15. Kandla	18551.63	31069.17	39810.86	49387.82	46464.42	49675.40	30407.28

Note: Excludes Sales tax and delivery charges  
Source : Indian Oil Corporation Ltd.

**Table 3.12**  
**Bunker Fuel Prices at Indian Ports for Vessels Plying on Coastal Ports**  
**- Light Diesel Oil (As on 31st March)**

(Rs. per MT)							
Name of the Port	2009	2010	2011	2012	2013	2014	2015
(1)	(2)	(3)	(4)	(5)	(6)	(7)	(8)
1. Mumbai	32808.53	47465.7	...	...	...	...	...
2. Kolkata	35750.47	50485.78	65578.50	73145.06	73009.66	77040.47	51114.63
3. Cochin	...	...	...	...	...	...	...
4. Haldia	35750.47	50485.78	...	...	...	...	...
5. Chennai	33344.67	48001.83	62994.23	70074.73	69858.83	95120.09	...
6. Mangalore	32734.51	47391.67	62384.08	69464.57	69861.51	76137.32	...
7. Goa	33539.11	48196.27	...	...	...	...	...
8. Okha	...	...	...	...	...	...	...
9. Tuticorin	...	...	...	...	...	...	...
10. Visakhapatnam	33143.52	47800.68	62793.08	69873.57	69858.82	76120.82	50394.17
11. Karwar	...	...	...	...	...	...	...
12. Paradip	...	...	...	...	...	...	...
13. Port Blair	...	...	...	...	...	...	...
14. Rajkot	...	...	...	...	...	...	...
15. Kandla	32894.20	47551.36	62543.76	...	...	...	...

Note: Excludes Sales tax and delivery charges

Source : Indian Oil Corporation Ltd.

**Table 3.13**  
**Bunker Fuel Prices at Indian Ports for Vessels Plying on Coastal Ports**  
**- High Speed Diesel Oil (As on 31st March)**

(Rs. per MT)							
Name of the Port	2009	2010	2011	2012	2013	2014	2015
(1)	(2)	(3)	(4)	(5)	(6)	(7)	(8)
1. Mumbai	32058.20	36962.52	39197.17	42823.93	61804.85	69459.74	53999.41
2. Kolkata	32655.01	37554.82	39824.34	43470.64	62225.65	68877.75	54573.67
3. Cochin	31881.13	36782.39	39016.86	42646.86	60249.59	66399.08	51403.97
4. Haldia	32250.36	37154.69	39386.09	43016.09	61771.95	68391.59	54060.85
5. Chennai	32014.87	36916.13	39150.60	42780.60	60238.13	80627.59	62415.07
6. Mangalore	32814.96	37716.22	39950.69	43580.69	60557.85	66644.32	51894.97
7. Goa	32563.93	37468.29	39702.95	43329.66	60447.18	66624.98	51612.44
8. Okha	...	...	...				
9. Tuticorin	...	...	...				
10. Visakhapatnam	32094.86	36996.13	39230.60	42860.6	60296.35	66417.91	51400.04
11. Karwar	...	...	...				
12. Paradip	...	...	...				
13. Port Blair	...	...	...				
14. Rajkot	...	...	...				
15. Kandla	...	37459.01	39693.66	43320.38	60444.38	66567.53	51577.91

Note: Excludes Sales tax and delivery charges

Source : Indian Oil Corporation Ltd.

**SECTION - 4**

**SHIPPING CORPORATION OF INDIA**

**Table 4.1**  
**Growth of Fleet Owned by SCI ( As on 31st December )**

(' 000 GRT)

Year	Coastal		Overseas		Total	
	No. of Vessels	GRT	No. of Vessels	GRT	No. of Vessels	GRT
(1)	(2)	(3)	(4)	(5)	(6)	(7)
1994	20	140	101	2889	121	3029
1995	19	129	104	3097	123	3226
1996	19	129	102	2994	121	3123
1997	18	118	99	2895	117	3013
1998	17	107	101	2945	118	3052
1999	16	103	101	2953	117	3056
2000	14	78	94	2724	108	2802
2001	14	78	83	2586	97	2664
2002	14	75	76	2470	90	2545
2003	14	75	75	2650	89	2725
2004	14	75	70	2503	84	2578
2005	14	75	70	2761	84	2837
2006	14	75	67	2688	81	2763
2007	14	75	65	2655	79	2731
2008	14	75	68	2905	82	2980
2009	14	75	69	3081	83	3156
2010	14	75	80	3577	94	3653
2011	16	80	88	3921	104	4001
2012	18	84	68	3311	86	3395
2013	15	100	70	3358	85	3458
2014	12	97	65	3218	77	3315
2015	12	261	62	3065	74	3326

**Table 4.2**  
**Growth of Fleet owned by SCI-By Type of Vessels (As on 31st December)**

		(' 000 GRT/ ' 000 DWT)								
<i>Type of Vessels</i>	<i>Item</i>	<i>2008</i>	<i>2009</i>	<i>2010</i>	<i>2011</i>	<i>2012</i>	<i>2013</i>	<i>2014</i>	<i>2015</i>	
(1)	(2)	(3)	(4)	(5)	(6)	(7)	(8)	(9)	(10)	
1. AHTS	No.	0	0	0	0	0	1	1	1	
	GRT	0	0	0	0	0	2	2	2	
	DWT	0	0	0	0	0	2	2	2	
2. Barge #	No.	0	0	0	0	0	2	2	2	
	GRT	0	0	0	0	0	47	47	47	
	DWT	0	0	0	0	0	82	82	82	
3. Dry Cargo Liner*	No.	2	5	5	5	5	5	5	5	
	GRT	87	153	153	153	153	153	153	153	
	DWT	116	202	203	204	203	202	202	202	
4. Dry Cargo Bulk Carrier	No.	19	18	18	22	17	17	14	14	
	GRT	485	468	468	617	576	576	514	514	
	DWT	789	763	762	793	773	773	677	677	
5. Oil Tanker @	No.	44	46	57	60	43	42	40	38	
	GRT	535	2415	2911	3105	2596	2571	2492	2505	
	DWT	871	4341	5206	5434	4576	4535	4396	4438	
6. Ore/Oil Bulk Carrier	No.	2	2	2	2	1	1	1	1	
	GRT	95	95	95	95	28	28	28	28	
	DWT	169	169	169	169	46	46	46	46	
7. Passenger-cum-Cargo Vessel+	No.	2	2	2	2	2	2	2	2	
	GRT	12	12	12	12	12	12	12	12	
	DWT	5	5	5	5	5	5	5	5	
8. Off - shore supply Vessel	No.	10	10	10	10	12	8	5	4	
	GRT	13	13	13	13	18	13	9	8	
	DWT	18	18	18	18	24	17	12	10	
9. TUG	No.	0	0	0	3	6	7	7	7	
	GRT	0	0	0	6	12	57	57	57	
	DWT	0	0	0	4	10	92	92	92	
Total	No.	79	82	83	94	104	86	77	74	
	GRT	1227	2980	3156	3653	4001	3395	3314	3326	
	DWT	1968	5156	5498	6363	6627	5637	5514	5554	

\* Includes Cellular Container Vessels.

@ Includes Acid, LPG and Gas Carriers.

+ Includes Passenger Vessels.

# includes BC.

**Table 4.3**  
**Growth of Overseas Fleet owned by SCI - By Type of Vessels (As on 31st December)**

Type of Vessels	(' 000 GRT/ ' 000 DWT)								
	2008	2009	2010	2011	2012	2013	2014	2015	
(1)	(2)	(3)	(4)	(5)	(6)	(7)	(8)	(9)	
<b>1. A.H.TS.</b>									
No.	0	0	0	0	0	1	1	1	
GRT	0	0	0	0	0	2	2	2	
DWT	0	0	0	0	0	2	2	2	
<b>2. Dry Cargo Liner</b>									
No.	2	2	2	2	2	2	2	2	
GRT	87	87	87	87	87	87	87	87	
DWT	116	116	116	116	116	116	116	116	
<b>3. Cellular Container</b>									
No.	3	3	3	3	3	3	3	3	
GRT	66	66	66	66	66	66	66	66	
DWT	87	87	87	87	87	87	87	87	
<b>4. Dry Cargo Bulk Carrier</b>									
No.	19	18	18	22	17	17	14	14	
GRT	485	468	468	617	576	576	514	514	
DWT	789	763	762	793	773	773	677	677	
<b>5 Oil Tanker @</b>									
No.	42	44	55	58	42	41	39	36	
GRT	2172	2365	2861	3054	2548	2546	2467	2314	
DWT	3890	4257	5123	5352	4497	4494	4354	4080	
<b>6. Ore/Oil Bulk Carrier</b>									
No.	2	2	2	2	1	1	1	1	
GRT	95	95	95	95	28	28	28	28	
DWT	169	169	169	169	46	46	46	46	
<b>7. Off-shore supply vessel</b>									
No.	0	0	0	0	0	1	1	1	
GRT	0	0	0	0	0	3	3	3	
DWT	0	0	0	0	0	3	3	3	
<b>8. TUG</b>									
No.	0	0	0	1	3	4	4	4	
GRT	0	0	0	2	6	51	51	51	
DWT	0	0	0	2	6	88	88	88	
<b>Total</b>									
NO.	68	69	80	88		70	65	62	
GRT	2905	3081	3577	3921	3311	3358	3218	3065	
DWT	5051	5392	6257	6519	5525	5608	5373	5099	

@ Includes Acid , LPG and Gas carriers.



**Table 4.4**  
**Growth of Coastal Fleet owned by SCI - By Type of Vessels (As on 31st December)**

<i>Type of Vessels</i>	(' 000 GRT/ ' 000 DWT)							
	<i>2008</i>	<i>2009</i>	<i>2010</i>	<i>2011</i>	<i>2012</i>	<i>2013</i>	<i>2014</i>	<i>2015</i>
<i>(1)</i>	<i>(2)</i>	<i>(3)</i>	<i>(4)</i>	<i>(5)</i>	<i>(6)</i>	<i>(7)</i>	<i>(8)</i>	<i>(9)</i>
<b>1. Barge #</b>								
No.	0	0	0	0	0	2	2	2
GRT	0	0	0	0	0	47	47	47
DWT	0	0	0	0	0	81	81	82
<b>2. Oil Tanker</b>								
No.	2	2	2	2	2	1	1	2
GRT	50	50	50	50	50	25	25	191
DWT	82	82	82	82	82	41	41	358
<b>3. Passenger-cum-Cargo Vessel</b>								
No.	2	2	2	2	2	2	2	2
GRT	12	12	12	12	12	12	12	12
DWT	5	6	6	6	6	6	6	5
<b>4. Off - shore supply Vessel</b>								
No.	10	10	10	10	11	7	4	3
GRT	13	13	13	13	16	10	7	5
DWT	18	18	18	18	21	14	8	6
<b>5. TUG</b>								
No.	0	0	0	2	3	3	3	3
GRT	0	0	0	4	6	6	6	6
DWT	0	0	0	2	4	4	4	4
<b>Total</b>								
No.	14	14	14	16	18	15	12	12
GRT	75	75	75	79	84	100	97	261
DWT	105	106	106	108	113	146	140	455

# Includes B.C.

*Table No 4.5*

*Total Fleet Owned by SCI - By Type And Size of Vessels (As on 31st December 2015 )*

<i>Type/ Size</i>	<i>Below 1000 -</i>		<i>5000 -</i>		<i>10000 -</i>		<i>20000 -</i>		<i>35000 -</i>		<i>50000 -</i>		<i>85000</i>		<i>Total</i>
	<i>999</i>	<i>4999</i>	<i>9999</i>	<i>19999</i>	<i>34999</i>	<i>49999</i>	<i>84999</i>	<i>above</i>							
<i>(1)</i>	<i>(2)</i>	<i>(3)</i>	<i>(4)</i>	<i>(5)</i>	<i>(6)</i>	<i>(7)</i>	<i>(8)</i>	<i>(9)</i>	<i>(10)</i>						
<b>AHTS</b>															
<i>NO</i>	0	1	0	0	0	0	0	0	0	0	0	0	0	0	1
<i>GRT</i>	0	2067	0	0	0	0	0	0	0	0	0	0	0	0	2067
<b>BARGE</b>															
<i>NO</i>	0	1	0	0	0	0	0	0	0	0	0	0	0	0	1
<i>GRT</i>	0	1831	0	0	0	0	0	0	0	0	0	0	0	0	1831
<b>BC</b>															
<i>NO</i>	0	0	0	0	0	0	1	0	0	0	0	0	0	0	1
<i>GRT</i>	0	0	0	0	0	0	44861	0	0	0	0	0	0	0	44861
<b>CELLULAR CONTAINER VESSEL</b>															
<i>NO</i>	0	0	0	0	3	0	0	0	0	0	0	0	0	0	3
<i>GRT</i>	0	0	0	0	65889	0	0	0	0	0	0	0	0	0	65889
<b>DRY CARGO BULK CARRIER</b>															
<i>NO</i>	0	0	0	0	9	5	0	0	0	0	0	0	0	0	14
<i>GRT</i>	0	0	0	0	293188	220895	0	0	0	0	0	0	0	0	514083
<b>DRY CARGO LINER</b>															
<i>NO</i>	0	0	0	0	0	2	0	0	0	0	0	0	0	0	2
<i>GRT</i>	0	0	0	0	0	87358	0	0	0	0	0	0	0	0	87358
<b>LPG CARRIERS</b>															
<i>NO</i>	0	0	0	2	0	0	0	0	0	0	0	0	0	0	2
<i>GRT</i>	0	0	0	35556	0	0	0	0	0	0	0	0	0	0	35556
<b>OFFSHORE SUPPLY VESSEL</b>															
<i>NO</i>	0	4	0	0	0	0	0	0	0	0	0	0	0	0	4
<i>GRT</i>	0	7886	0	0	0	0	0	0	0	0	0	0	0	0	7886
<b>OIL TANKER (CRUDE)</b>															
<i>NO</i>	0	0	0	0	4	6	14	3	0	0	0	0	0	0	27
<i>GRT</i>	0	0	0	0	114723	257070	940203	488933	0	0	0	0	0	0	1800929
<b>OIL TANKER (PC)</b>															
<i>NO</i>	0	0	0	0	3	0	4	2	0	0	0	0	0	0	9
<i>GRT</i>	0	0	0	0	70128	0	274525	323618	0	0	0	0	0	0	668271

**Table No 4.5**

**Total Fleet Owned by SCI - By Type And Size of Vessels (As on 31st December 2015 )**

<i>Type/ Size</i>	<i>Below 1000 - 999</i>	<i>5000 - 4999</i>	<i>10000 - 9999</i>	<i>20000 - 19999</i>	<i>35000 - 34999</i>	<i>50000 - 49999</i>	<i>85000 - 84999</i>	<i>above</i>	<i>Total</i>
<i>(1)</i>	<i>(2)</i>	<i>(3)</i>	<i>(4)</i>	<i>(5)</i>	<i>(6)</i>	<i>(7)</i>	<i>(8)</i>	<i>(9)</i>	<i>(10)</i>
<b>ORE/OIL BULK CARRIERS</b>									
<i>NO</i>	0	0	0	0	1	0	0	0	1
<i>GRT</i>	0	0	0	0	28029	0	0	0	28029
<b>PASSENGER CUM CARGO</b>									
<i>NO</i>	1	0	0	1	0	0	0	0	2
<i>GRT</i>	823	0	0	11238	0	0	0	0	12061
<b>TUG</b>									
<i>NO</i>	0	6	0	0	0	1	0	0	7
<i>GRT</i>	0	12319	0	0	0	44864	0	0	57183
<b>TOTAL</b>									
<i>NO</i>	1	12	0	3	20	15	18	5	74
<i>GRT</i>	823	24103	0	46794	571957	655048	1214728	812551	3326004

**Table No 4.6**

**Overseas Fleet Owned by SCI- By Type And Size of Vessels (As on 31st December 2015 )**

<i>Type/ Size</i>	<i>Below 1000 -</i>		<i>5000 -</i>		<i>10000 -</i>		<i>20000 -</i>		<i>35000 -</i>		<i>50000 -</i>		<i>85000</i>		<i>Total</i>
	<i>999</i>	<i>4999</i>	<i>9999</i>	<i>19999</i>	<i>34999</i>	<i>49999</i>	<i>84999</i>	<i>above</i>							
<i>(1)</i>	<i>(2)</i>	<i>(3)</i>	<i>(4)</i>	<i>(5)</i>	<i>(6)</i>	<i>(7)</i>	<i>(8)</i>	<i>(9)</i>	<i>(10)</i>						
<b>AHTS</b>															
<i>NO</i>	0	1	0	0	0	0	0	0	0	0	0	0	0	0	1
<i>GRT</i>	0	2067	0	0	0	0	0	0	0	0	0	0	0	0	2067
<b>CELLULAR CONTAINER VESSEL</b>															
<i>NO</i>	0	0	0	0	0	3	0	0	0	0	0	0	0	0	3
<i>GRT</i>	0	0	0	0	0	65889	0	0	0	0	0	0	0	0	65889
<b>DRY CARGO BULK CARRIER</b>															
<i>NO</i>	0	0	0	0	0	9	5	0	0	0	0	0	0	0	14
<i>GRT</i>	0	0	0	0	0	293188	220895	0	0	0	0	0	0	0	514083
<b>DRY CARGO LINER</b>															
<i>NO</i>	0	0	0	0	0	0	2	0	0	0	0	0	0	0	2
<i>GRT</i>	0	0	0	0	0	0	87358	0	0	0	0	0	0	0	87358
<b>LPG CARRIERS</b>															
<i>NO</i>	0	0	0	2	0	0	0	0	0	0	0	0	0	0	2
<i>GRT</i>	0	0	0	35556	0	0	0	0	0	0	0	0	0	0	35556
<b>OFFSHORE SUPPLY VESSEL</b>															
<i>NO</i>	0	1	0	0	0	0	0	0	0	0	0	0	0	0	1
<i>GRT</i>	0	2633	0	0	0	0	0	0	0	0	0	0	0	0	2633
<b>OIL TANKER (CRUDE)</b>															
<i>NO</i>	0	0	0	0	3	6	14	2	0	0	0	0	0	0	25
<i>GRT</i>	0	0	0	0	89683	257070	940203	323614	0	0	0	0	0	0	1610570
<b>OIL TANKER (PC)</b>															
<i>NO</i>	0	0	0	0	3	0	4	2	0	0	0	0	0	0	9
<i>GRT</i>	0	0	0	0	70128	0	274525	323618	0	0	0	0	0	0	668271
<b>ORE/OIL BULK CARRIERS</b>															
<i>NO</i>	0	0	0	0	1	0	0	0	0	0	0	0	0	0	1
<i>GRT</i>	0	0	0	0	28029	0	0	0	0	0	0	0	0	0	28029
<b>TUG</b>															
<i>NO</i>	0	3	0	0	0	0	1	0	0	0	0	0	0	0	4
<i>GRT</i>	0	6173	0	0	0	0	44864	0	0	0	0	0	0	0	51037

*Table No 4.6*

*Overseas Fleet Owned by SCI- By Type And Size of Vessels (As on 31st December 2015 )*

<i>Type/ Size</i>	<i>Below 1000 - 999</i>	<i>5000 - 4999</i>	<i>10000 - 9999</i>	<i>20000 - 19999</i>	<i>35000 - 34999</i>	<i>50000 - 49999</i>	<i>85000 - 84999</i>	<i>above</i>	<i>Total</i>
<i>(1)</i>	<i>(2)</i>	<i>(3)</i>	<i>(4)</i>	<i>(5)</i>	<i>(6)</i>	<i>(7)</i>	<i>(8)</i>	<i>(9)</i>	<i>(10)</i>
<b>TOTAL</b>									
<i>NO</i>	0	5	0	2	19	14	18	4	62
<i>GRT</i>	0	10873	0	35556	546917	610187	1214728	647232	3065493

**Table No 4.7**

**Coastal Fleet Owned by SCI - By Type And Size of Vessels (As on 31st December, 2015 )**

<i>Type/ Size</i>	<i>Below 999</i>	<i>1000- 4999</i>	<i>5000- 9999</i>	<i>10000- 19999</i>	<i>20000- 34999</i>	<i>35000 above</i>	<i>Total</i>
<i>(1)</i>	<i>(2)</i>	<i>(3)</i>	<i>(4)</i>	<i>(5)</i>	<i>(6)</i>	<i>(7)</i>	<i>(8)</i>
<b>BARGE</b>							
<i>NO</i>	0	1	0	0	0	0	1
<i>GRT</i>	0	1831	0	0	0	0	1831
<b>BC</b>							
<i>NO</i>	0	0	0	0	0	1	1
<i>GRT</i>	0	0	0	0	0	44861	44861
<b>OFFSHORE SUPPLY VESSEL</b>							
<i>NO</i>	0	3	0	0	0	0	3
<i>GRT</i>	0	5253	0	0	0	0	5253
<b>OIL TANKER (CRUDE)</b>							
<i>NO</i>	0	0	0	0	1	0	2
<i>GRT</i>	0	0	0	0	25040	0	190359
<b>PASSENGER CUM CARGO</b>							
<i>NO</i>	1	0	0	1	0	0	2
<i>GRT</i>	823	0	0	11238	0	0	12061
<b>TUG</b>							
<i>NO</i>	0	3	0	0	0	0	3
<i>GRT</i>	0	6146	0	0	0	0	6146
<b>TOTAL</b>							
<i>NO</i>	1	7	0	1	1	1	12
<i>GRT</i>	823	13230	0	11238	25040	44861	260511

**Table No 4.8**

**Total Fleet Owned by SCI - By Type And Age of Vessels (As on 31st December, 2015 )**

<i>Type of Vessels</i>	<i>Upto 5 Yrs.</i>	<i>6-10 Yrs</i>	<i>11-15 Yrs</i>	<i>16-20 Yrs</i>	<i>Above 20 Yrs.</i>	<i>Total</i>
<i>(1)</i>	<i>(2)</i>	<i>(3)</i>	<i>(4)</i>	<i>(5)</i>	<i>(6)</i>	<i>(7)</i>
<b>AHTS</b>						
<i>NO</i>	1	0	0	0	0	1
<i>GRT</i>	2067	0	0	0	0	2067
<b>BARGE</b>						
<i>NO</i>	1	0	0	0	0	1
<i>GRT</i>	1831	0	0	0	0	1831
<b>BC</b>						
<i>NO</i>	1	0	0	0	0	1
<i>GRT</i>	44861	0	0	0	0	44861
<b>CELLULAR CONTAINER VESSEL</b>						
<i>NO</i>	0	0	0	0	3	3
<i>GRT</i>	0	0	0	0	65889	65889
<b>DRY CARGO BULK CARRIER</b>						
<i>NO</i>	13	0	0	1	0	14
<i>GRT</i>	486054	0	0	28029	0	514083
<b>DRY CARGO LINER</b>						
<i>NO</i>	0	2	0	0	0	2
<i>GRT</i>	0	87358	0	0	0	87358
<b>LPG CARRIERS</b>						
<i>NO</i>	0	0	0	0	2	2
<i>GRT</i>	0	0	0	0	35556	35556
<b>OFFSHORE SUPPLY VESSEL</b>						
<i>NO</i>	2	0	0	0	2	4
<i>GRT</i>	5266	0	0	0	2620	7886
<b>OIL TANKER (CRUDE)</b>						
<i>NO</i>	11	3	7	3	3	27
<i>GRT</i>	619183	353459	468219	212053	148015	1800929
<b>OIL TANKER (PC)</b>						
<i>NO</i>	4	2	0	2	1	9
<i>GRT</i>	274525	323618	0	43654	26474	668271

*Table No 4.8*

*Total Fleet Owned by SCI - By Type And Age of Vessels (As on 31st December, 2015 )*

<i>Type of Vessels</i>	<i>Upto 5 Yrs.</i>	<i>6-10 Yrs</i>	<i>11-15 Yrs</i>	<i>16-20 Yrs</i>	<i>Above 20 Yrs.</i>	<i>Total</i>
<i>(1)</i>	<i>(2)</i>	<i>(3)</i>	<i>(4)</i>	<i>(5)</i>	<i>(6)</i>	<i>(7)</i>
<b>ORE/OIL BULK CARRIERS</b>						
<i>NO</i>	0	0	1	0	0	1
<i>GRT</i>	0	0	28029	0	0	28029
<b>PASSENGER CUM CARGO</b>						
<i>NO</i>	0	0	0	0	2	2
<i>GRT</i>	0	0	0	0	12061	12061
<b>TUG</b>						
<i>NO</i>	7	0	0	0	0	7
<i>GRT</i>	57183	0	0	0	0	57183
<b>TOTAL</b>						
<i>NO</i>	40	7	8	6	13	74
<i>GRT</i>	1490970	764435	496248	283736	290615	3326004



**Table No 4.9**

**Overseas Fleet Owned by SCI - By Type And Age of Vessels (As on 31st December, 2015 )**

<i>Type of Vessels</i>	<i>Upto 5 Yrs.</i>	<i>6-10 Yrs</i>	<i>11-15 Yrs</i>	<i>16-20 Yrs</i>	<i>Above 20 Yrs.</i>	<i>Total</i>
<i>(1)</i>	<i>(2)</i>	<i>(3)</i>	<i>(4)</i>	<i>(5)</i>	<i>(6)</i>	<i>(7)</i>
<b>AHTS</b>						
<i>NO</i>	1	0	0	0	0	1
<i>GRT</i>	2067	0	0	0	0	2067
<b>CELLULAR CONTAINER VESSEL</b>						
<i>NO</i>	0	0	0	0	3	3
<i>GRT</i>	0	0	0	0	65889	65889
<b>DRY CARGO BULK CARRIER</b>						
<i>NO</i>	13	0	0	1	0	14
<i>GRT</i>	486054	0	0	28029	0	514083
<b>DRY CARGO LINER</b>						
<i>NO</i>	0	2	0	0	0	2
<i>GRT</i>	0	87358	0	0	0	87358
<b>LPG CARRIERS</b>						
<i>NO</i>	0	0	0	0	2	2
<i>GRT</i>	0	0	0	0	35556	35556
<b>OFFSHORE SUPPLY VESSEL</b>						
<i>NO</i>	1	0	0	0	0	1
<i>GRT</i>	2633	0	0	0	0	2633
<b>OIL TANKER (CRUDE)</b>						
<i>NO</i>	10	3	7	3	2	25
<i>GRT</i>	453864	353459	468219	212053	122975	1610570
<b>OIL TANKER (PC)</b>						
<i>NO</i>	4	2	0	2	1	9
<i>GRT</i>	274525	323618	0	43654	26474	668271
<b>ORE/OIL BULK CARRIERS</b>						
<i>NO</i>	0	0	1	0	0	1
<i>GRT</i>	0	0	28029	0	0	28029
<b>TUG</b>						
<i>NO</i>	4	0	0	0	0	4
<i>GRT</i>	51037	0	0	0	0	51037

**Table No 4.9**

**Overseas Fleet Owned by SCI - By Type And Age of Vessels (As on 31st December, 2015 )**

<i>Type of Vessels</i>	<i>Upto 5 Yrs.</i>	<i>6-10 Yrs</i>	<i>11-15 Yrs</i>	<i>16-20 Yrs</i>	<i>Above 20 Yrs.</i>	<i>Total</i>
<i>(1)</i>	<i>(2)</i>	<i>(3)</i>	<i>(4)</i>	<i>(5)</i>	<i>(6)</i>	<i>(7)</i>
<b>TOTAL</b>						
<i>NO</i>	33	7	8	6	8	62
<i>GRT</i>	1270180	764435	496248	283736	250894	3065493

**Table No 4.10**

**Coastal Fleet Owned by SCI - By Type And Age of Vessels (As on 31st December, 2015 )**

<i>Type of Vessels</i>	<i>Upto 5 Yrs.</i>	<i>6-10 Yrs</i>	<i>11-15 Yrs</i>	<i>16-20 Yrs</i>	<i>Above 20 Yrs.</i>	<i>Total</i>
<i>(1)</i>	<i>(2)</i>	<i>(3)</i>	<i>(4)</i>	<i>(5)</i>	<i>(6)</i>	<i>(7)</i>
<b>BARGE</b>						
<i>NO</i>	1	0	0	0	0	1
<i>GRT</i>	1831	0	0	0	0	1831
<b>BC</b>						
<i>NO</i>	1	0	0	0	0	1
<i>GRT</i>	44861	0	0	0	0	44861
<b>OFFSHORE SUPPLY VESSEL</b>						
<i>NO</i>	1	0	0	0	2	3
<i>GRT</i>	2633	0	0	0	2620	5253
<b>OIL TANKER (CRUDE)</b>						
<i>NO</i>	1	0	0	0	1	2
<i>GRT</i>	165319	0	0	0	25040	190359
<b>PASSENGER CUM CARGO</b>						
<i>NO</i>	0	0	0	0	2	2
<i>GRT</i>	0	0	0	0	12061	12061
<b>TUG</b>						
<i>NO</i>	3	0	0	0	0	3
<i>GRT</i>	6146	0	0	0	0	6146
<b>TOTAL</b>						
<i>NO</i>	7	0	0	0	5	12
<i>GRT</i>	220790	0	0	0	39721	260511

**Table 4.11**

**Total Fleet Owned by SCI - By Age And Size of Vessels (As on 31st December, 2015 )**

<i>Age/ Size</i>	<i>Below 999</i>	<i>1000 - 4999</i>	<i>5000 - 9999</i>	<i>10000 - 19999</i>	<i>20000 - 34999</i>	<i>35000 - 49999</i>	<i>50000 - 84999</i>	<i>85000 above</i>	<i>Total</i>
<i>(1)</i>	<i>(2)</i>	<i>(3)</i>	<i>(4)</i>	<i>(5)</i>	<i>(6)</i>	<i>(7)</i>	<i>(8)</i>	<i>(9)</i>	<i>(10)</i>
<b>Upto 5 Yrs.</b>									
<i>NO</i>	0	10	0	0	10	12	7	1	40
<i>GRT</i>	0	21483	0	0	324997	524845	454326	165319	1490970
<b>6 to 10 Yrs.</b>									
<i>NO</i>	0	0	0	0	1	2	0	4	7
<i>GRT</i>	0	0	0	0	29845	87358	0	647232	764435
<b>11 to 15 Yrs.</b>									
<i>NO</i>	0	0	0	0	1	0	7	0	8
<i>GRT</i>	0	0	0	0	28029	0	468219	0	496248
<b>16 to 20 Yrs.</b>									
<i>NO</i>	0	0	0	0	3	0	3	0	6
<i>GRT</i>	0	0	0	0	71683	0	212053	0	283736
<b>Above 20 Yrs.</b>									
<i>NO</i>	1	2	0	3	5	1	1	0	13
<i>GRT</i>	823	2620	0	46794	117403	42845	80130	0	290615
<b>TOTAL</b>									
<i>NO</i>	1	12	0	3	20	15	18	5	74
<i>GRT</i>	823	24103	0	46794	571957	655048	1214728	812551	3326004

**Table 4.12**

**Overseas Fleet Owned by SCI - By Age And Size of Vessels (As on 31st December, 2015 )**

<i>Age/ Size</i>	<i>Below 999</i>	<i>1000 - 4999</i>	<i>5000 - 9999</i>	<i>10000 - 19999</i>	<i>20000 - 34999</i>	<i>35000 - 49999</i>	<i>50000 - 84999</i>	<i>85000 above</i>	<i>Total</i>
<i>(1)</i>	<i>(2)</i>	<i>(3)</i>	<i>(4)</i>	<i>(5)</i>	<i>(6)</i>	<i>(7)</i>	<i>(8)</i>	<i>(9)</i>	<i>(10)</i>
<b>Upto 5 Yrs.</b>									
<i>NO</i>	0	5	0	0	10	11	7	0	33
<i>GRT</i>	0	10873	0	0	324997	479984	454326	0	1270180
<b>6 to 10 Yrs.</b>									
<i>NO</i>	0	0	0	0	1	2	0	4	7
<i>GRT</i>	0	0	0	0	29845	87358	0	647232	764435
<b>11 to 15 Yrs.</b>									
<i>NO</i>	0	0	0	0	1	0	7	0	8
<i>GRT</i>	0	0	0	0	28029	0	468219	0	496248
<b>16 to 20 Yrs.</b>									
<i>NO</i>	0	0	0	0	3	0	3	0	6
<i>GRT</i>	0	0	0	0	71683	0	212053	0	283736
<b>Above 20 Yrs.</b>									
<i>NO</i>	0	0	0	2	4	1	1	0	8
<i>GRT</i>	0	0	0	35556	92363	42845	80130	0	250894
<b>TOTAL</b>									
<i>NO</i>	0	5	0	2	19	14	18	4	62
<i>GRT</i>	0	10873	0	35556	546917	610187	1214728	647232	3065493

**Table 4.13**

**Coastal Fleet Owned by SCI - By Age And Size of Vessels (As on 31st December, 2015 )**

<i>Age/ Size</i>	<i>Below 999</i>	<i>1000- 4999</i>	<i>5000- 9999</i>	<i>10000- 19999</i>	<i>20000- 34999</i>	<i>35000 above</i>	<i>Total</i>
<i>(1)</i>	<i>(2)</i>	<i>(3)</i>	<i>(4)</i>	<i>(5)</i>	<i>(6)</i>	<i>(7)</i>	<i>(8)</i>
<b>Upto 5 Yrs.</b>							
<i>NO</i>	0	5	0	0	0	2	7
<i>GRT</i>	0	10610	0	0	0	210180	220790
<b>6 to 10 Yrs.</b>							
<i>NO</i>	0	0	0	0	0	0	0
<i>GRT</i>	0	0	0	0	0	0	0
<b>11 to 15 Yrs.</b>							
<i>NO</i>	0	0	0	0	0	0	0
<i>GRT</i>	0	0	0	0	0	0	0
<b>16 to 20 Yrs.</b>							
<i>NO</i>	0	0	0	0	0	0	0
<i>GRT</i>	0	0	0	0	0	0	0
<b>Above 20 Yrs.</b>							
<i>NO</i>	1	2	0	1	1	0	5
<i>GRT</i>	823	2620	0	11238	25040	0	39721
<b>TOTAL</b>							
<i>NO</i>	1	7	0	1	1	2	12
<i>GRT</i>	823	13230	0	11238	25040	210180	260511

**Table 4.14**  
**Performance Indicators of SCI**  
(From 2008-09 to 2014-15)

Item (1)	2008-09 (2)	2009-10 (3)	2010-11 (4)	2011-12 (5)	2012-13 (6)	2013-14 (7)	2014-15 (8)
1. No. of Voyages							
Planned	282	259	332	421	493	409	...
Actual	313	327	343	396	504	449	...
2. Cargo Carried ( RT)							
Planned	293913*	420356	572684	871518	6397192	5897358	...
Actual	365362*	452838	447597	7395092	2304038	4534953	...
3. Earnings (Rs. Lakhs)							
Planned	84296	119155.7	138652.7	180111.6	115536.3	140360	...
Actual	92294	82905.4	107852.7	125803.3	103908.8	76196	...
4. Earnings Per Day Per Ship (Rs.)							
Liner	3391196	1242054	2264480	2666691	4952998	5381104	...
Bulk Carrier	1066129	814701	785764	794981	810430	758626	...
Tanker	1508071	1560902	1148385	1409896	1732386	1605141	...
5. Cargo Carried Per Day Per Ship (Tonne)							
Liner	2137	1007	1273	1801	1063	1825	...
Bulk Carrier	303	415	266	156	1677	1372	...
Tanker	1527	1645	1571	2070	4476	3878	...

Note : Earnings per day is worked out for complete voyages and relates to freight only.

RT : Registered Tonnage.

\* :TEU's

**Table 4.15**  
**Financial Performance of The Shipping Corporation of India**

(From 2008-09 to 2014-15)

(Rs. in Crores)

Item	2008-09	2009-10	2010-11	2011-12	2012-13	2013-14	2014-15
(1)	(2)	(3)	(4)	(5)	(6)	(7)	(8)
1. Operating earnings	4166.6	3463.1	3543.4	3820.8	4152.5	4155.2	4153.8
2. Interest Income	272.7	218.2	191.4	183.4	107.3	103.3	145.9
3. Other income	125.2	215.0	284.9	495.9	236.4	280.5	288.0
<b>4. Total Earnings (1+2+3)</b>	<b>4564.5</b>	<b>3896.3</b>	<b>4019.7</b>	<b>4500.1</b>	<b>4496.2</b>	<b>4539.0</b>	<b>4587.6</b>
5. Operating expenses	2815.7	2771.0	2608.0	3328.4	3273.7	3112.3	2794.2
6. Other expenses	266.5	216.7	225.6	515.7	668.4	583.9	567.8
7. Interest Expenses	64.7	52.5	64.3	387.3	161.8	207.8	179.3
8. Depreciation	323.9	380.1	465.1	608.7	760.5	856.4	770.2
9. Exceptional items	39.1	0.0	0.0	0.0	0.0	0.0	0.0
10. Tax Liability	113.9	99.1	89.29	88.2	88.2	53.3	75.2
11. Deferred Tax Provision	0.0	0.0	0.0	0.0	0.0	0.0	0.0
12. Extraordinary Items	0.0	0.0	0.0	0.0	(229.7)	0	0
<b>13. Total Expenses (5 to 12)</b>	<b>3623.8</b>	<b>3519.4</b>	<b>3452.4</b>	<b>4928.3</b>	<b>4610.5</b>	<b>4813.7</b>	<b>4386.7</b>
<b>14. Profit after tax (4-13)</b>	<b>940.7</b>	<b>376.9</b>	<b>567.3</b>	<b>(428.2)</b>	<b>(114.3)</b>	<b>(274.7)</b>	<b>(200.9)</b>
<b>Assets</b>							
Fixed Assets							
15. Gross Block	8161.9	8893.2	11841.2	13334.4	16556.8	17482.2	17297.9
16. Less Depreciation (Cum.)	4333.9	4386.4	4472.0	4421.6	5017	5547.8	5853.4
<b>17. Net Block (15-16)</b>	<b>3828.0</b>	<b>4506.8</b>	<b>7369.2</b>	<b>8912.8</b>	<b>11539.8</b>	<b>11934.4</b>	<b>11444.5</b>
18. Assets under construction	2099.9	1854.7	1790.4	1833.3	1572.5	710.9	490.9
19. Assets retired from operation	0.0	0.0	0.0	0.0	0.5	0.4	...
20. Working capital	2640.9	2505.7	2431.0	2036.6	1550.1	1837.5	1341.3
21. Investments	111.5	166.7	292.6	274.6	117.7	113.4	90.1
<b>22. Total Assets (17 to 21)</b>	<b>8680.2</b>	<b>9033.9</b>	<b>11883.2</b>	<b>13057.3</b>	<b>14780.6</b>	<b>14596.7</b>	<b>13366.8</b>
<b>Liabilities</b>							
23. Long term funds	2471.7	2696.9	4715.1	6323.0	8164.4	8256.9	6833.2
24. Deferred Tax Liability	0.0	0.0	0.0	0.0	0.0	0.0	0.0
<b>Net Worth of Company</b>							
25. Share capital	423.5	423.5	465.8	465.8	465.8	465.8	465.8
26. Reserve & Surplus	5785.0	5913.5	6702.3	6268.5	6150.4	5874	6067.8
27. Deferred Revenue	0.0	0.0	0.0	0.0	0.0	0.0	0.0
Expenditure							
<b>28. Total (25+26+27)</b>	<b>6208.5</b>	<b>6337.0</b>	<b>7168.1</b>	<b>6734.3</b>	<b>6616.2</b>	<b>6339.8</b>	<b>6533.6</b>

Note: Figures given in brackets implies negative values

Source : Annual Reports of The Shipping Corporation of India Ltd.



**SECTION - 5**

**FINANCE**

**Table 5.1**  
**Source of Finance of Indian Shipping Companies As on 31st March**  
**(From 2013 to 2015)**

Company/Shipowner	Accounting year ending	Paid-up Capital	Reserve & Surplus	Loans	Other Liabilities	(Rs. Lakh)
						Total Liabilities
(1)	(2)	(3)	(4)	(5)	(6)	(7)
1. Arcadia Shipping	2015	1500	10847	12997	9243	34587
	2014	1500	10671	14263	8489	34923
	2013	1447	9327	18255	5185	34214
2. Chowgule Steamships Ltd.	2015	3631	9141	-	2837	15609
	2014	3631	11202	1149	2201	18183
	2013	3631	11300	274	3736	18941
3. Dredging Corporation of India Ltd.	2015	2800	144632	92310	37738	277480
	2014	2800	139541	125556	41945	309842
	2013	2800	136769	72010	34964	246543
4. 3 F Industries Ltd. \$	2015	1046	16658	7771	62098	87573
	2014	966	12962	10357	57664	81949
	2013	1062	12944	11811	39536	65353
5. Gati Ltd.%	2015	...	...	...	...	...
	2014	1745	62254	17131	13470	94600
	2013	1732	82418	16006	11244	111400
6. Lakshadweep Dev. Corpn. Ltd.	2015	650	15652	15641	9937	41880
	2014	650	13022	17352	19295	50319
	2013	650	9686	17781	24769	52886
7. Gautam Freight Pvt. Ltd.	2015	1900	7855	-	11927	21682
	2014	1900	7690	223	12027	21840
	2013	1900	7731	466	11615	21712
8. Great Eastern Shipping Co.	2015	15078	477998	256890	183627	933593
	2014	15078	465534	280496	177891	938999
	2013	15232	484847	316096	158357	974532
9. Mercator Lines Ltd.	2015	2449	67650	70931	39276	180306
	2014	2449	63959	56945	45886	169239
	2013	2449	64543	68176	71042	206210
10. Pluto Shipping Limited	2015	...	...	...	...	...
	2014	23	188	...	254	465
	2013	23	128	...	283	434
11. Reliance Industries Limited	2015	323600	21292300	7622700	10539900	39778500
	2014	323200	19384200	6271100	10779800	36758300
	2013	322900	17676600	4301200	9550400	31851100
12. Raj Shipping Agencies Ltd.	2015	297	22039	-	2242	24578
	2014	297	19831	...	166	20294
	2013	297	18032	...	286	18615
13. Ocean Sparkle Ltd.	2015	...	...	...	...	...
	2014	2165	54446	48277	18829	123717
	2013	2192	50035	50471	20694	123392

**Table 5.1 (Contd...)**  
**Source of Finance of Indian Shipping Companies As on 31st March**  
**(From 2013 to 2015)**

Company/Shipowner	Accounting year ending	Paid-up Capital	Reserve & Surplus	Loans	Other Liabilities	(Rs. Lakh)
						Total Liabilities
(1)	(2)	(3)	(4)	(5)	(6)	(7)
14. Shahi Shipping Ltd. ##	2015	1449	928	243	2921	5541
	2014	1449	1281	403	3314	6447
	2013	1449	1632	570	3568	7219
15. Shreyas Shipping Ltd.	2015	2196	16055	7463	5866	31580
	2014	2196	11143	6510	7185	27034
	2013	2196	12723	8171	4988	28079
16. SEAMEC Ltd.	2015	3390	48786	-	8922	61098
	2014	3390	43793	55	7420	54658
	2013	3390	43688	80	7025	54183
17. Sical Logistics Ltd.	2015	5562	39005	31440	36805	112812
	2014	5562	37639	28651	22666	94518
	2013	5562	36132	17608	32550	91852
18. Tolani Shipping Co. Ltd.	2015	5738	99435	64924	9994	180091
	2014	5465	108144	70623	10818	195050
	2013	4865	111684	72955	9640	199144
19. Transport Corporation of India Pvt Ltd.	2015	1513	56610	7345	40508	105976
	2014	1459	44193	3564	41530	90746
	2013	1457	39034	5806	42151	88448
20. United Shippers Ltd.	2015	592	39641	-	6429	46662
	2014	592	34062	-	5912	40566
	2013	...	...	...	...	...
21. Fugro Survey (India) Pvt. Ltd.	2015	...	...	...	...	...
	2014	311	7245	...	3794	11350
	2013	...	...	...	...	...
22. Vedanta Ltd. ^	2015	29650	3376137	2177063	2270590	7853440
	2014	29650	3338232	2053422	2927664	8348968
	2013	8691	1293688	117916	423236	1843531
23. All Cargo Shipping Co. Pvt. Ltd *	2015	109	6865	-	1617	8591
24. Global Offshore Services Ltd. *	2015	2473	35447	21778	11137	70835
25. PFS Shipping (India) Ltd. *	2015	1198	34573	25154	139109	200034
26. The India Cements Ltd. *	2015	30718	328592	219679	252148	831137
27. Essar Shipping Ltd. *	2015	20523	460001	157820	261523	899867

**Table 5.1 (Contd...)**  
**Source of Finance of Indian Shipping Companies As on 31st March**  
**(From 2013 to 2015)**

						(Rs. Lakh)
Company/Shipowner	Accounting year ending	Paid-up Capital	Reserve & Surplus	Loans	Other Liabilities	Total Liabilities
(1)	(2)	(3)	(4)	(5)	(6)	(7)
28. Five Star Bulk Carriers Pvt. Ltd. *	2015	11739	29357	34790	14401	90287
29. West Asia Maritime Ltd. *	2015	3452	(-)19202	12854	8285	5389
30. Great Ship (India) Ltd. *	2015	23097	202463	84139	45829	355528
31. Arya Tankers Pvt. Ltd. *	2015	1	2621	13938	3105	19665
32. Chandra Ship Mgmt. Pvt. Ltd. *	2015	1382	(-)88	328	834	2456
33. L&T Sapura Shipping Pvt. Ltd. *	2015	15885	1751	37519	15681	70836
34. Seven Islands Shipping Ltd. *	2015	547	12365	13892	1340	28144
35. Triton Maritime Pvt. Ltd. *	2015	3251	804	796	410	5261
36. Polestar Maritime Ltd. *	2015	4031	9396	3903	1090	18420
37. International Seaport Dredging Pvt. Ltd. *	2015	16141	(-)9696	-	4845	11290
38. Van Oord India Pvt. Ltd. *	2015	35	9797	-	8281	18113

- Not Available

% The Figures are as on 30 th June and for 2014 the figures are as on 31st March, 2014.

\$ Formerly Foods, Fats & Fertilisers Ltd.

# The figures are as on 30th September

## Formerly SKS Logistics Ltd.

\* Included for the first time

^ Formerly Sesa Sterlite Limited/Sesa Goa Limited

Source: Annual Reports of respective shipping companies.

**Table 5.2**  
**Profitability of Indian Shipping Companies for the year ending 31st March**  
**(From 2013 to 2015)**

	(Rs. Lakh)						
Company/Shipowner	Account- ing year ending	Freight, Charter Hire & Passage	Total Income	Operat- ing Estt. & Other Exp(excl. Dep.)	Total Expendi- ture	Profit/ Loss before Tax	Profit / Loss after Tax
(1)	(2)	(3)	(4)	(5)	(6)	(7)	(8)
1. Arcadia Shipping	2015	...	16190	13287	15963	227	177
	2014	...	16697	12488	15952	745	595
	2013	...	17135	11730	16416	719	574
2. Chowgule Steamships Ltd.	2015	...	1147	2760	3571	(-) 2450	(-) 2044
	2014	...	1859	1955	2635	(-) 338	(-) 36
	2013	...	1981	2318	2692	(-) 1420	(-) 1068
3. Dredging Corporation of India Ltd.	2015	...	74379	58743	67957	6537	6241
	2014	...	77270	59555	73387	3883	3755
	2013	...	63802	52627	61642	2160	2051
4. 3 F Industries Ltd. \$	2015	...	154265	149726	151009	3256	2031
	2014	...	114333	109927	111571	2762	1574
	2013	...	90949	84486	88483	2465	1622
5. Gati Ltd.%	2015	...	...	...	...	...	...
	2014	...	26258	24567	24972	1287	2056
	2013	...	16941	15115	15324	1618	2536
6. Lakshadweep Dev. Corpn. Ltd. Ltd.	2015	...	4150	1518	1568	2669	2632
	2014	...	5078	1721	1750	3336	3336
	2013	...	5682	2866	2907	2768	2768
7. Gautam Freight Pvt. Ltd.	2015	...	10815	9045	10755	60	164
	2014	...	10626	8748	10745	(-)119	(-) 41
	2013	...	15072	11663	13675	1397	961
8. Great Eastern Shipping Co.	2015	...	201269	117176	201269	33330	31730
	2014	...	178025	99941	157157	20868	20468
	2013	...	203379	130408	187653	15726	14626
9. Mercator Lines Ltd.	2015	...	68094	53701	62939	5155	4955
	2014	...	52425	44602	51354	1071	921
	2013	...	57681	68360	79276	(-) 21594	(-) 21744
10. Pluto Shipping Limited	2015	...	...	...	...	...	...
	2014	...	568	482	494	74	60
	2013	...	578	520	534	44	7
11. Reliance Industries Limited	2015	...	33779700	29984100	30832900	2946800	2271900
	2014	...	39905300	36244600	37123500	2781800	2198400
	2013	...	36829500	33254600	34201100	2628400	2100300
12. Raj Shipping Agencies Ltd.	2015	...	4422	1805	2080	2342	2208
	2014	...	4417	2127	2531	1886	1799
	2013	...	5799	1988	2590	3209	3059

**Table 5.2(Contd...)**  
**Profitability of Indian Shipping Companies for the year ending 31st March**  
**(From 2013 to 2015)**

							(Rs. Lakh)
Company/Shipowner	Account- ing year ending	Freight, Charter Hire & Passage	Total Income	Operat- ing Estt. & Other Exp(excl. Dep.)	Total Expendi- ture	Profit/ Loss before Tax	Profit / Loss after Tax
(1)	(2)	(3)	(4)	(5)	(6)	(7)	(8)
13. Ocean Sparkle Ltd.	2015	...	...	...	...	...	...
	2014	...	41494	27905	36850	4644	4335
	2013	...	40118	25374	33371	6747	5680
14. Shahi Shipping Ltd. ##	2015	...	2022	2007	2397	(-375)	(-344)
	2014	...	1942	2083	2403	(-461)	(-351)
	2013	...	2155	1929	2367	(-212)	(-157)
15. Shreyas Shipping Ltd.	2015	...	29232	19430	20319	5413 **	5328
	2014	...	24992	22249	23796	(-) 714 \$\$	(-) 811
	2013	...	20634	17903	19306	1328	1263
16. SEAMEC Ltd.	2015	...	38580	28899	32576	6004	5402
	2014	...	42339	38042	41826	513	105
	2013	...	36150	28455	32148	4002	3409
17. Sical Logistics Ltd.	2015	...	63954	59148	61398	2556	2719
	2014	...	60174	57455	59124	1050	1067
	2013	...	51321	49226	50680	774	1172
18. Tolani Shipping Co. Ltd.	2015	...	20215	17599	28776	(-)8561	(-) 8711
	2014	...	25855	17258	29248	(-)3393	(-) 3433
	2013	...	20720	19232	31354	(-)10635	(-)10873
19. Transport Corporation of India Ltd.	2015	...	220913	205831	210777	10119	7594
	2014	...	203298	190760	195003	8295	6201
	2013	...	195663	183852	188060	7566	5195
20. United Shippers Ltd.	2015	...	42892	34326	36533	10759	7160
	2014	...	39609	30385	32802	6683	4456
	2013	...	...	...	...	...	...
21. Fugro Survey (India) Pvt. Ltd.	2015	...	...	...	...	...	...
	2014	...	12489	8316	9003	3486	2165
	2013	...	...	...	...	...	...
22. Vedanta Ltd. ^	2015	...	3451127	3152970	3254137	196747	192720
	2014	...	3035359	2978957	3129436	(-) 107165	107609
	2013	...	268962	247501	262292	5699	12077
23. All Cargo Shipping Co. Pvt. Ltd *	2015	...	7513	6435	7325	188	178
24. Global Offshore Services Ltd. *	2015	7889	9142	5553	6889	2253	2068
25. PFS Shipping (India) Ltd. *	2015	...	4867	4414	5610	(-)743	(-)803
26. The India Cements Ltd. *	2015	...	445440	411242	442495	2945	2945

**Table 5.2(Contd...)  
Profitability of Indian Shipping Companies for the year ending 31st March  
(From 2013 to 2015)**

							(Rs. Lakh)
Company/Shipowner	Account- ing year ending	Freight, Charter Hire & Passage	Total Income	Operat- ing Estt.& & Other Exp(excl. Dep.)	Total Expendi- ture	Profit/ Loss before Tax	Profit / Loss after Tax
(1)	(2)	(3)	(4)	(5)	(6)	(7)	(8)
27. Essar Shipping Ltd. *	2015	...	99890	93344	107740	(-)7850	(-)8300
28. Five Star Bulk Carriers Pvt. Ltd. *	2015	...	12795	10096	15827	(-)3032	(-)3096
29. West Asia Maritime Ltd. *	2015	...	2860	3945	4151	(-)1291	(-)1291
30. Great Ship (India) Ltd. *	2015	...	133294	100065	112698	20596	17588
31. Arya Tankers Pvt. Ltd. *	2015	...	5498	2894	3392	2106	2074
32. Chandra Ship Mgmt. Pvt. Ltd. *	2015	...	1437	1080	1434	3	9
33. L&T Sapura Shipping Pvt. Ltd. *	2015	...	17935	13033	17053	882	821
34. Seven Islands Shipping Ltd. *	2015	16106	47019	39408	42405	4613	4546
35. Triton Maritime Pvt. Ltd. *	2015	...	1657	1237	1450	207	203
36. Polestar Maritime Ltd. *	2015	...	4214	2384	2918	1296	1248
37. International Seaport Dredging Pvt. Ltd. *	2015	...	20710	19272	19411	2381	2358
38. Van Oord India Pvt. Ltd. *	2015	...	22902	12330	13071	9831	9741

% The Figures are as on 30 th June and for 2014 the figures are as on 31st March, 2014.

\$ Formerly Foods, Fats & Fertilisers Ltd.

# The figures are for 18 months period ended 30th Sep.

## Formerly SKS Logistics Ltd.

\$\$ Loss of Rs. 714 is due to exceptional item of Rs. 1910 Lakh

\*\* Profit is after adjusting exceptional items and prior period adjustments

\* Included for the first time

^ Formerly Sesa Sterlite Limited/Sesa Goa Limited

Source: Annual Reports of respective shipping companies.

**Table 5.3**  
**Gross Value of Fleet - By Company/Shipowner As on 31st March**  
**(From 2013 to 2015)**

					(Rs. Lakh)
Company/Shipowner	Accounting year ending	Book value at the beginning of the year	Additions/adjustment during the year	Deductions/adjustment during the year	Book value at the end of the year
(1)	(2)	(3)	(4)	(5)	(6)
1. Arcadia Shipping	2015	...	...	...	...
	2014	...	...	...	...
	2013	29303	4376	...	33679
2. Chowgule Steamships Ltd.	2015	13531	...	...	13531
	2014	13531	...	...	13531
	2013	13531	...	...	13531
3. Dredging Corporation of India Ltd.	2015	315549	194	-	293149 **
	2014	184474	131805	730	315549
	2013	131613	56388	...	188001
4. 3 F Industries Ltd. \$	2015	43	...	...	43
	2014	43	...	...	43
	2013	43	...	...	43
5. Gati Ltd. %	2015	...	...	...	...
	2014	13543	...	...	13543
	2013	15114	203	1774	13543
6. Lakshadweep Dev. Corpn. Ltd.	2015	...	...	...	...
	2014	...	...	...	...
	2013	...	...	...	...
7. Gautam Freight Pvt. Ltd.	2015	3834	...	-	3834
	2014	3928	...	94	3834
	2013	2979	998	49	3928
8. Great Eastern Shipping Co.	2015	641515	41109	52973	629651
	2014	646836	41330 @	46651	641515
	2013	658551	63425	75140	646836
9. Mercator Lines Ltd.	2015	136466	23210	10188	150589 @@
	2014	107356	29118	...	136466
	2013	217693	1405	111742	107356
10. Pluto Shipping Limited	2015	...	...	...	...
	2014	...	...	...	...
	2013	...	...	...	...
11. Reliance Industries Limited	2015	38700	...	...	38700
	2014	38700	...	...	38700
	2013	38600	100	...	38700
12. Raj Shipping Agencies Ltd.	2015	7476	3021	1157	9340
	2014	6936	597	57	7476
	2013	6974	4	42	6936
13. Ocean Sparkle Ltd.	2015	...	...	...	...
	2014	119031	17634	738	135927
	2013	...	...	...	119031
14. Shahi Shipping Ltd. ##	2015	6276	-	389	5887
	2014	8407	109	2240	6276
	2013	9509	...	1102	8407



**Table 5.3 (Contd...)**  
**Gross Value of Fleet - By Company/Shipowner As on 31st March**  
**(From 2013 to 2015)**

					(Rs. Lakh)
Company/Shipowner	Accounting year ending	Book value at the beginning of the year	Additions/ adjustment during the year	Deductions/ adjustment during the year	Book value at the end of the year
(1)	(2)	(3)	(4)	(5)	(6)
15. Shreyas Shipping Ltd.	2015	28870	6047	12473	22444
	2014	28337	1014 \$\$	481	28870
	2013	21777	6560	...	28337
16. SEAMEC	2015	48164	7479	875	54768
	2014	46530	1639	5	48164
	2013	46811	85	366	46530
17. Sical Logistics Ltd.	2015	12421	651	150	12922
	2014	11273	1148	...	12421
	2013	10621	652	...	11273
18. Tolani Shipping Co. Ltd.	2015	232148	3144	-	235292
	2014	224130	8018	...	232148
	2013	214461	25405	15736	224130
19. Transport Corporation of India Pvt Ltd.	2015	6766	6105	813	12058
	2014	7865	...	1099	6766
	2013	8433	...	568	7865
20. United Shippers Ltd.	2015	12595	2189	40	14744
	2014	...	...	...	...
	2013	...	...	...	...
21. Fugro Survey (India) Pvt. Ltd.	2015	...	...	...	...
	2014	46	...	46	...
	2013	...	...	...	46
22. Vedanta Ltd. ^	2015	22917	...	...	22917
	2014	9884	13034	1	22917
	2013	9912	...	28	9884
23. All Cargo Shipping Co. Pvt. Ltd *	2015	7997	25	...	8022
24. Global Offshore Services Ltd. *	2015	55041	12006	17164	49883
25. PFS Shipping (India) Ltd. *	2015	24698	...	...	24698
26. The India Cements Ltd. *	2015	20777	...	4	20773
27. Essar Shipping Ltd. *	2015	134911	43719	...	178630
28. Five Star Bulk Carriers Pvt. Ltd. *	2015	103700	1833	...	105533
29. West Asia Maritime Ltd. *	2015	4282	...	...	4282
30. Great Ship (India) Ltd. *	2015	223531	16787	34	240284
31. Arya Tankers Pvt. Ltd. *	2015	6493	10240	...	16733
32. Chandra Ship Mgmt. Pvt. Ltd. *	2015	3857	14	...	3871
33. L&T Sapura Shipping Pvt. Ltd. *	2015	69465	...	...	69465
34. Seven Islands Shipping Ltd. *	2015	26968	6290	2365	30893
35. Triton Maritime Pvt. Ltd. *	2015	4190	175	...	4365
36. Polestar Maritime Ltd. *	2015	...	...	...	...

**Table 5.3 (Contd...)**  
**Gross Value of Fleet - By Company/Shipowner As on 31st March**  
**(From 2013 to 2015)**

Company/Shipowner	Accounting year ending	Book value at the beginning of the year	Additions/adjustment during the year	Deductions/adjustment during the year	Book value at the end of the year
(1)	(2)	(3)	(4)	(5)	(6)
37. International Seaport Dredging Pvt. Ltd. *	2015	...	...	...	...
38. Van Oord India Pvt. Ltd. *	2015	...	...	...	...

% The Figures are as on 30 th June

\$ Formerly Foods, Fats & Fertilisers Ltd.

# As on 30th Sept.

## Formerly SKS Logistics Ltd.

\$\$ Includes exceptional item Rs. 961 Lakh

@ Includes exchange loss/gain amounting to Rs. 185.53 crores.

\*\* Excludes foreign exchange variations Rs. 22594 lakhs

@@ Includes exchange fluctuations loss amounting to Rs. 1101.51 lakhs

\* Included for the first time

^ Formerly Sesa Sterlite Limited/Sesa Goa Limited

Source: Annual Reports of respective shipping companies.

# **APPENDICES**

## **DEFINITIONS AND TERMINOLOGY USED IN SHIPPING**

1. **A Liner Conference** – An organisation whereby a number of ship owners offer their services on a given seas route on conditions agreed by the members. A conference line ship is a vessel of ship owner belonging to such shipping conference.
2. **Ballast** – Any material intended to provide stability to the ship when it is otherwise empty.
3. **Barrage** – A term applied to a flag officer's boat in naval usage, or to an elegantly fitted boat, or craft of ceremony propelled mechanically or by oars and reserved for the use of high officials when transported in State. In a legal sense a barge is usually held to be a boat or vessel and hence it is within the letter of the laws relating to such craft.
4. **Bollard** – Single or double cast steel post secured to a wharf or pier and used for mooring vessels by means of lines extending from the vessel and fastened to the wharf or pier.
5. **Bollard Pull** – The amount of pull exerted on a bollard of a ship.
6. **Breaking Bulk** – The commencing of discharging of cargo from ship.
7. **Bunker** – Ship-space for storing fuel (Coal, Oil etc.).
8. **Cargo Ship** – A ship which is not a passenger ship.
9. **Cargo Tonnage/Freight Ton** – It refers to the earnings cargo carried by a ship and is expressed as either a weight or measurement. In the British countries the long tons of 2240 pounds for 40 cubic feet and under the metric system as in India, the metric tonne of 1000 Kg. for a cubic metre.
10. **Coaster** – A vessel specially designed, equipped, manned and licensed to engage regularly in the coasting trade, whether plying coast-wise or making short sea passage within certain specified geographical limits.
11. **Coasting Ship** – A ship exclusively employed in trading between any port or place in India and any other port or place in the continent of India or between ports or places in India and port of places in Sri Lanka, Bangladesh or Myanmar.
12. **Collier** – Generally a coastal ship designed to carry coal.
13. **Compensated Gross Tonnage (CGT)** – Calculate by multiplying the tonnage of a ship by a coefficient, which is determined according to type and size of a particular ship. CGT is used as an indicator of volume of work that is necessary to build a gross ship.
14. **Craft** – A term in marine parlance applied to every kind of vessels but more especially to small vessels when referred to collectively. For marine insurance purposes, a craft is any barge, lighter,

river trades or any other boat or vessel employed in carrying, shipping or discharging the goods insured.

15. **Dead Weight Tonnage (DWT)** – It is the number of tons (2240 pounds) of stores, fuel and cargo that a ship can transport. This presents the actual carrying capacity of a ship.
16. **Displacement Light** – The weight of a ship without stores, bunker fuel, cargo, passengers and crew.
17. **Displacement Loaded** – The weight of a ship plus stores, bunker fuel, cargo, passengers and crew.
18. **Draft** – The depth necessary to submerge a ship to her load line.
19. **Dumb Barge** – A barge which has no means of self propulsion in the way of sails or engine power and which has to be towed or is allowed to drift under the influence of the tide or current.
20. **Fishing Vessel** – A ship fitted with mechanical means of propulsion which is exclusively engaged in sea fishing for profit.
21. **Foreign-Going Ship** – A ship not being a home trade ship employed in trading between any port or place in India and any other port or place or between ports or places outside India.
22. **Freighter** – A ship designed to carry general cargo (with a limited passenger accommodation) operating on fixed routes with fixed sailing schedules and serving a group of ports.
23. **Gross Registered Tonnage (GRT)** – It applies to the vessel and not to cargo. It is the weight of the volume occupied by the closed in space of a ship taking 100 cubic feet of such closed-in-spaces as equivalent to one vessel ton. It thus refers to the cubic capacity of the vessels.
24. **Gross Tonnage (GT)** – GT indicates that the ship has been measured in accordance with the requirements of the International Convention on Tonnage Measurement of Ships 1969 and is derived by formula in accordance with those requirements.
25. **Home-Trade Ship** – A ship not exceeding three thousand tons gross which is employed in trading between any port or place in India and any other port or place in the continent of India or between ports or places in India and ports or places in Sri Lanka, Maldives, Federation of Malaysia, Singapore, Bangladesh or Myanmar.
26. **Hopper Barge** – A steel or wooden barge with hopper doors employed in harbours and used for the disposal of mud, gravel, sand, etc., taken from a dredger and then conveyed to a dumping ground where the cargo is discharged through the bottom; also called 'dump scow'.
27. **Inland Stream Vessel** – A stream vessel which ordinarily plies on inland water.
28. **Lighterage** – Loading into and discharging out of lighters.
29. **Load Line** – The outer line on the body of a ship upto which she submerges in water with safety. It varies according to the seasons and waters in which she plies.

30. **Lash** – Lighter aboard ship.
31. **Launch** – A large, heavy and beamy ship's boat with flat floors and rather shallow draft, formerly used and designed for carrying stores and men.
32. **Liner Ship** – A ship that plies on a regular schedule services between groups of ports. The ships of a liner company are common carriers, offering cargo space or passenger accommodation to all shippers and passenger who require them. A liner company is generally engaged on trade-routes where large volume of cargo or passenger traffic is available.
33. **Mooring Vessel** – A vessel which is secured by moorings.
34. **Net Registered Tonnage(NRT)** – It refers to the earning space capacity of a ship, available for the storage of cargo and accommodation of passengers. It is obtained by deducting from GRT the cubic capacity space (taking 100 cu. feet = 1 ton) occupied by stores, fuel, machinery crew etc. and which does not represent the earning capacity of the ship.
35. **Ore/Oil and Bulk Carriers** – A bulk cargo ship designed to carry ore and oil enabling it thereby to be loaded in both directions.
36. **Passenger Liner** – A ship or vessel employed in carrying passengers, mail and goods at stated intervals between regular insured.
37. **Passenger Ship** – A ship carrying more than twelve passengers.
38. **Pilgrim Ship** – A ship which makes a voyage to or from the Hedjaz during the season of the pilgrimage and which carries pilgrims in a proportion of not less than one pilgrim for every one hundred tons of the gross tonnage of the ship.
39. **Port Side** – Left side of a ship.
40. **Reefer** – A vessel with refrigerating facilities.
41. **Rig** – The Rig of a vessel is the distinctive manner in which her masts and sails are disposed.
42. **Roll On/Roll Off Vessel** – It is frequently called a vehicle FEERY. It is designed for the conveyance of road vehicles and private cars. At each terminal port, a tramp or linkspan is provided enabling the vehicles to drive on or off the vessels, thereby eliminating carnage and cargo handling (and also pilferage) and permitting a quick turn round of the ship.
43. **Sailing Vessel** – Any description of vessel provided with sufficient sail area for navigation under sails alone – whether or not fitted with mechanical means of propulsion, and would include rowing boat or crane but does not include a pleasure craft.
44. **Sea-going Vessel** – A vessel proceeding to sea beyond inland water or beyond waters declared to be smooth or partially smooth by the Central Government by the notification in the official Gazette.
45. **Shipping Order** – Authority given to a shipper to deliver the goods for loading.

46. **Sponson** – In a paddle-wheel-steamer, a small out board platform strongly bracketed to the side plating and supporting the paddle-wheel bearing.
47. **Starboard Side** – Right side of a ship.
48. **Steam Vessel** – Every description of vessel propelled wholly or in part by the agency of steam.
49. **Survey Vessel** – Mechanically propelled sea-going vessel specially built and equipped to carry out hydrographic and other nautical surveys in coastal waters and on the high seas. Surveying vessels are in most instances Government owned.
50. **Tanker** – A cargo ship constructed or adopted for carriage in bulk of liquid cargoes of an inflammable nature.
51. **Tramp** – A cargo ship operating in all ports of the world without a fixed route and sailing schedule in search of primarily bulk cargo carried generally in ship-loads.
52. **Trawler** – A sail or mechanically propelled vessel engaged in sea fisheries with a drag net, the most modern development of which is the otter trawl; also call dragger.
53. **Tug Boat** – A mechanically propelled vessel of small tonnage with little or no cargo capacity, used for towing or assisting vessels at sea, in or out of harbour, rivers, and docks, also for coastal or harbour towage of barges, lighters and other small craft; also called tow boat, tug.
54. **Unberthed Passenger** – A passenger of the age of twelve years or upwards for whom no separate accommodation in any cabin, state room or saloon is reserved. In the computation of passengers, two persons of the age of one year or upwards and under the age of twelve years shall be reckoned as one unberthed passenger.
55. **Unberthed Passenger Ship** – A ship carrying more than thirty unberthed passengers.
56. **Voyage and Time Charter Rates** – A voyage charter is a contract for a specific voyage while a time charter is one for a period of time which may cover several voyages. A voyage charter rate is thus a short-term rate and the time charter rate a long-term one.