

भारतीय नौवहन आंकड़े
INDIAN SHIPPING STATISTICS
2025



भारत सरकार
GOVERNMENT OF INDIA
पत्तन, पोत परिवहन और जलमार्ग मंत्रालय
MINISTRY OF PORTS, SHIPPING & WATERWAYS
परिवहन अनुसंधान प्रभाग
TRANSPORT RESEARCH WING
नई दिल्ली
NEW DELHI

भारतीय नौवहन आंकड़े
Indian Shipping Statistics

2025



भारत सरकार
GOVERNMENT OF INDIA
पत्तन, पोत परिवहन और जलमार्ग मंत्रालय
MINISTRY OF PORTS, SHIPPING & WATERWAYS
परिवहन अनुसंधान प्रभाग
TRANSPORT RESEARCH WING
नई दिल्ली
NEW DELHI

विजय कुमार
Vijay Kumar



सचिव
SECRETARY
भारत सरकार
GOVERNMENT OF INDIA
पत्तन, पोत परिवहन और
जलमार्ग मंत्रालय
MINISTRY OF PORTS,
SHIPPING AND WATERWAYS

P R E F A C E

“Indian Shipping Statistics 2025” is an Annual Publication of Ministry of Ports, Shipping & Waterways. This publication gives information on the current status of Indian Shipping Sector as on 31st December of 2025 in terms of tonnage by different dimensions like age, size and type of vessels, etc.

This edition of the publication comprises of an overview of the Performance of Shipping in India with its growth. It contains five chapters having tables on growth and total tonnage of Indian Shipping, Overseas Shipping and Coastal Shipping. Prices of fuel for Vessels plying separately on International run and Coastal run are in section two and three. The growth and total fleet owned by Shipping Corporation of India and the financial position of Indian Shipping Companies are in different sections.

The main source agencies for this publication are the Directorate General of Shipping, Shipping Corporation of India, Indian Oil Corporation and other Shipping Companies in the Private sector.

Indian Shipping Statistics 2025 is a joint endeavour of various organizations- within and outside the Ministry and compilation and analysis has been done by Transport Research Wing of the Ministry. I wish to record my deep appreciation for the outstanding support and cooperation provided by all. Suggestions from the users of the information are welcome for further improvement of the quality and coverage.


(Vijay Kumar)

New Delhi
18th May, 2026



परिवहन भवन, 1, संसद मार्ग, नई दिल्ली-110001, भारत
टेलि. : +91 11 23714938, 23716656, ई-मेल : secyship@nic.in
Transport Bhawan, 1, Parliament Street, New Delhi-110001, INDIA
Tel. : +91 11 23714938, 23716656, E-mail : secyship@nic.in

Officers and Staff involved in this Publication

Dr. Kamala Kanta Nath
Adviser (Statistics)

Mrs. Mohita Aswal
Deputy Director

Shri Ashish K. Saini
Senior Statistical Officer

INDEX

Tables	Subject	Page No.
	Selected Indicators of the Economy (2022-23 to 2025-26)	
	<i>CURRENT STATUS OF SHIPPING SECTOR</i>	
	I: PERFORMANCE OF INDIAN SHIPPING	1-15
	<i>SECTION –1: INDIAN SHIPPING</i>	
1.1	Trend of Indian Shipping (1985-2024)	16-17
1.2	Share of Indian Tonnage –Age wise (1995-2025)	18-20
	Trend of Indian Fleet (1995-2025)	
1.3	By Type of Vessels	21-23
1.4	By Size of Vessels	24-25
1.5	By Age of Vessels	26-27
	Indian Fleet as on 31st December, 2025	
1.6	By Type and Size of Vessels	28-36
1.7	By Type and Age of Vessels	37-42
1.8	By Age and Size of Vessels	43
1.9	Tonnage: Company-wise	44-59
1.10	Net Addition to Indian Fleet	60-63
1.11	List of Vessels Registered for Indian Trade (As on 31 st December, 2025)	64-125
	<i>SECTION – 2: OVERSEAS SHIPPING</i>	
	Trend of Overseas Fleet- (1995-2025)	
2.1	By Type of Vessels	126-127
2.2	By Size of Vessels	128-129
2.3	By Age of Vessels	130-131
	Overseas Fleet as on 31st December, 2025	
2.4	By Type and Age of Vessels	132-135
2.5	By Type and Size of Vessels	136-140
2.6	By Age and Size of Vessels	141
2.7	Overseas Fleet-By Number of Companies and Vessels Owned (2023-25)	142
2.8	Overseas Fleet-By Number of Companies/Ships and Tonnage Owned (2023-25)	143
2.9	Indian Shipping Companies Registered for Overseas Trade (As on 31 st Dec, 2025)	144-149
2.10	Net Addition to Indian Overseas Fleet (As on 31 st Dec, 2025)	150-151
	Prices of Fuel for Vessels Plying on International Run- (2019-2025)	
2.11	Furnace Oil & MFO 0.5 % Furnace Oil	152
2.12	High Flash High Speed Diesel Oil/ Low Sulphur High Flash High Speed Diesel Oil	153
	<i>SECTION – 3: COASTAL SHIPPING</i>	
	Trend of Coastal Fleet- (1995-2025)	
3.1	By Type of Vessels	154-156
3.2	By Size of Vessels	157-158
3.3	By Age of Vessels	159-160
	Coastal Fleet as on 31st December, 2025	
3.4	By Type and Size of Vessels	161-168
3.5	By Type and Age of Vessels	169-173

3.6	By Age and Size of Vessels	174
3.7	Coastal Fleet-By Number of Companies and Vessels Owned (2023-25)	175
3.8	Coastal Fleet-By Number of Companies/Ships and Tonnage Owned (2023-25)	176
3.9	Indian Shipping Companies Registered for Overseas Trade (As on 31 st Dec, 2025)	177-189
3.10	Net Addition to Indian Coastal Fleet (As on 31 st Dec, 2025)	190-191
	Bunker Fuel Prices at Indian Ports for Vessels Plying on Coastal Run (2019-2025)	
3.11	Furnace Oil, Light Diesel Oil & Marine Fuel 0.5%	192
3.12	High Flash High Speed Diesel Oil	193
	SECTION – 4: SHIPPING CORPORATION OF INDIA	
4.1	Trend of Fleet Owned by SCI (1995-2025)	194-195
	Trend of Fleet Owned by SCI-By Type of Vessels (2018-2025)	
4.2	Total Fleet	196
4.3	Overseas Fleet	197
4.4	Coastal Fleet	198
	Fleet Owned by SCI- By Type and Size of Vessels (As on 31st Dec, 2025)	
4.5	Total Fleet	199-200
4.6	Overseas Fleet	201
4.7	Coastal Fleet	202
	Fleet Owned by SCI- By Type and Age of Vessels (As on 31st Dec, 2025)	
4.8	Total Fleet	203-204
4.9	Overseas Fleet	205
4.10	Coastal Fleet	206
	Fleet Owned By SCI- By Age and Size of Vessels (As on 31st Dec, 2025)	
4.11	Total Fleet	207
4.12	Overseas Fleet	208
4.13	Coastal Fleet	209
4.14	Performance Indicators of SCI as on 31 st March (2018-19 to 2024-25)	210
4.15	Financial Performance of SCI as on 31 st March (2015-16 to 2024-25)	211
	SECTION – 5: FINANCE	
5.1	Source of Finance of Indian Shipping Companies (2022-23 to 2024-25)	212-216
5.2	Profitability of Indian Shipping Companies - By Company (2022-23 to 2024-25)	217-221
5.3	Gross Value of Fleet- By Company/Ship owners (2022-23 to 2024-25)	222-226
	ANNEXURES	
	Annexure – I: Consumption of petroleum products in Shipping Sector as on 31 st March, 2014-15 to 2024-25	227
	Annexure – II: Deliveries made to International/Coastal Bunkers as on 31 st March, 2015-16 to 2024-25	228
	APPENDICES	
	Appendix – I: Definitions & Terminology Used in Shipping	229-232
	ABBREVIATIONS	233-236

Selected Indicators

I. General Indicators			Rs. Crore			
			2022-23	2023-24	2024-25	2025-26
1	GVA at Basic Prices					
1.1	At current prices	(Rs. Crore)	23763761	26316103	28854467 #	31360846 @
1.2	At 2022-23 constant prices	(Rs. Crore)	23763761	25481220	27336495 #	29439908 @
1.2	Exports (at current prices)	(Rs. Crore)	3621550	3618952	3701070	-
1.3	Imports (at current prices)	(Rs. Crore)	5749801	5616042	6089909	-
<hr/>						
II. Shipping Indicators						
1 Indian Fleet Profile						
			2022	2023	2024	2025
1.1	Coastal Fleet	Nos. (’000 GT)	1034 (1578)	1039 (1722)	1056 (1672)	1089 (1700)
1.2	Overseas Fleet	Nos. (’000 GT)	486 (12113)	487 (12023)	489 (11831)	503 (12322)
1.3	Total (Coastal & Overseas)	Nos. (’000 GT)	1520 (13691)	1526 (13745)	1545 (13503)	1592 (14022)
<hr/>						
2 Shipping Corporation of India Fleet Profile						
2.1	Coastal Fleet	Nos. (’000 GT)	9 (247)	9 (247)	9 (247)	9 (247)
2.2	Overseas Fleet	Nos. (’000 GT)	57 (2848)	55 (2746)	54 (2724)	54 (2774)
2.3	Total (Coastal & Overseas)	Nos. (’000 GT)	66 (3095)	64 (2993)	63 (2971)	63 (3021)
<hr/>						
3 Consumption of Petroleum Products in Shipping Sector						
			2021-22	2022-23	2023-24	2024-25
3.1	High Speed Diesel Oil (HSDO)	(in TMT)	643.8	744.6	764.0	764.3
3.2	Light Speed Diesel Oil (LDO)	(in TMT)	4.2	5.5	9.1	15.2
3.3	Furnance Oil (FO)	(in TMT)	1036.2	1382.6	1322.3	1503.8

#: First Revised Estimates

@: Second Advance Estimates

-: Information not available

GT : Gross Tonnage

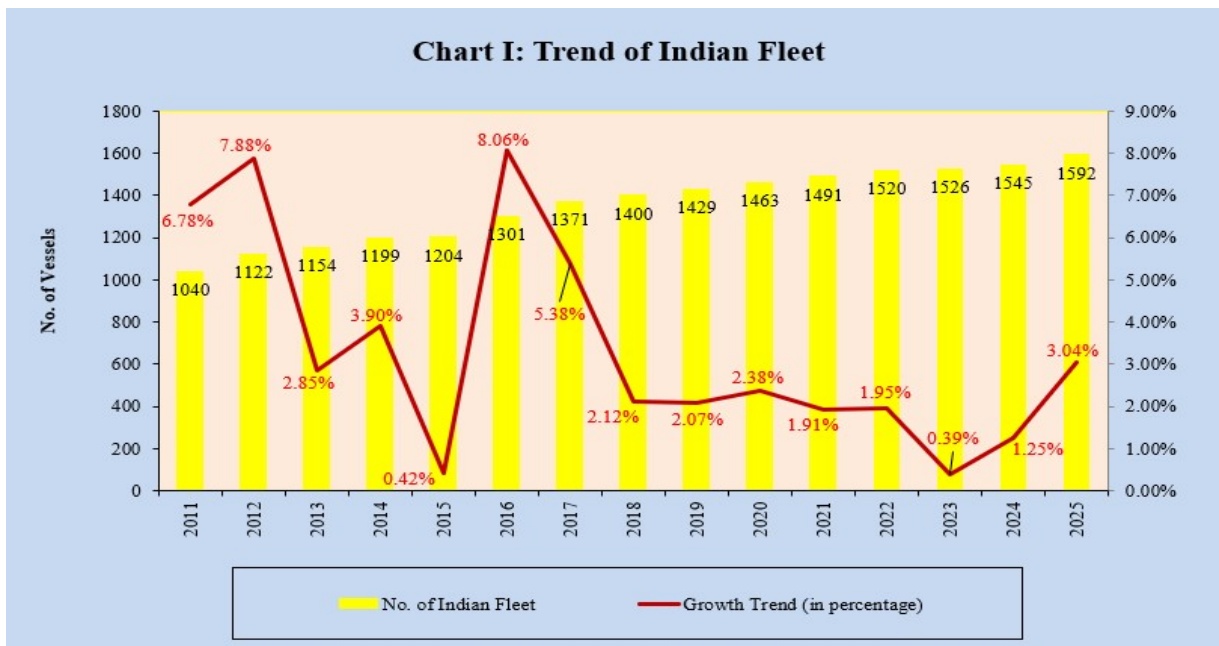
TMT : Thousand Metric Tonnes

Source : National Statistical Office (M/o Statistics & Programme Implementation), Reserve Bank of India, Directorate General of Shipping and M/o Petroleum & Natural Gas

PERFORMANCE OF INDIAN SHIPPING

India's shipping industry plays a pivotal role in the nation's economy, serving as a key driver for international trade and domestic connectivity. With its strategic location along major global shipping routes, India is home to one of the largest and busiest merchant fleets in the world. The shipping sector, encompassing ports, freight movement, and maritime infrastructure, not only supports economic growth but also contributes significantly to employment and regional development. This publication aims to provide an in-depth analysis of India's shipping statistics, exploring trends, challenges, and opportunities within the sector. By examining key data and insights, it offers a comprehensive overview of the current state of Indian shipping and its trajectory in the global maritime landscape.

1.2 India has a fleet strength of 1592 vessels with 14.02 million gross tonnage (GT) in 2025 as compared to fleet strength of 1545 vessels with 13.50 million GT in 2024. There has been a continuous increase in No. of Indian fleet during the last 15 years. As on 31st December, 2025, 1592 vessels were registered as Indian fleet as compared to 1040 in 2011. 68% vessels were engaged in coastal trade and the remaining 32% vessels were engaged for overseas trade. In terms of load carrying, the overseas trade was 88% of Indian GT in contrast to only 12% of Indian GT in coastal trade. The detail trend of Indian Shipping fleet is given in Table 1.1. The trend of Indian Shipping Fleet (Overseas & Coastal Trade) during last fifteen years is shown in Chart I.



Source : D.G. Shipping, M/o Ports, Shipping & Waterways

1.3 The age composition of Indian (Overseas and Coastal) Shipping vessels (Table 1) shows that during 2021 to 2025, highest increase in fleet (90.12%) was in “16-20 years” category, followed by 13.94% in “above 20 years” category. However, there has been a decrease of fleet by 44.96% in “6-10 years” followed by “11-15 years” (11.53%) and “0-5 years” (3.01%). The details of age composition of Overseas Shipping fleet are given in Table 1.5.

Table 1: Age Composition of Indian Shipping Fleet as on 31st December							
Year		0-5 years	6-10 years	11-15 years	16-20 years	Above 20 years	Total
2021	No. of Vessels	133	238	295	172	653	1491
	Growth (in %)	-5.67	-7.75	12.60	1.18	3.32	1.91
2022	No. of Vessels	132	200	308	208	672	1520
	Growth (in %)	-0.75	-15.97	4.41	20.93	2.91	1.95
2023	No. of Vessels	117	157	318	240	694	1526
	Growth (in %)	-11.36	-21.50	3.25	15.38	3.27	0.39
2024	No. of Vessels	121	140	295	276	713	1545
	Growth (in %)	3.42	-10.83	-7.23	15.00	2.74	1.25
2025	No. of Vessels	129	131	261	327	744	1592
	Growth (in %)	6.61	-6.43	-11.53	18.48	4.35	3.04

Source: D.G. Shipping, M/o Ports, Shipping & Waterways

1.4 The age composition of Overseas Shipping vessels (Table 2) shows that during 2021 to 2025, highest increase in fleet (98.68%) was in “16-20 years” category, followed by 16.29% in “above 20 years” category. However there has been a decrease of fleet in “6-10 years” (70.00%) followed by “11-15 years” (7.21%) and “0-5 years” (5.26%). The details of age composition of Overseas Shipping fleet is given in Table 2.3.

Table 2: Age Composition of Overseas Shipping Fleet as on 31st December							
Year		0-5 years	6-10 years	11-15 years	16-20 years	Above 20 years	Total
2021	No. of Vessels	19	80	111	76	178	464
	Growth (in %)	-20.83	-14.89	14.43	7.04	-0.56	-0.22
2022	No. of Vessels	20	57	130	95	184	486
	Growth (in %)	5.26	-28.75	17.12	25.00	3.37	4.74
2023	No. of Vessels	14	39	140	110	184	487
	Growth (in %)	-30.00	-31.58	7.69	15.79	0.00	0.21
2024	No. of Vessels	14	27	128	130	190	489
	Growth (in %)	0.00	-30.77	-8.57	18.18	3.26	0.41
2025	No. of Vessels	18	24	103	151	207	503
	Growth (in %)	28.57	-11.11	-19.53	16.15	8.95	2.86

Source: D.G. Shipping, M/o Ports, Shipping & Waterways

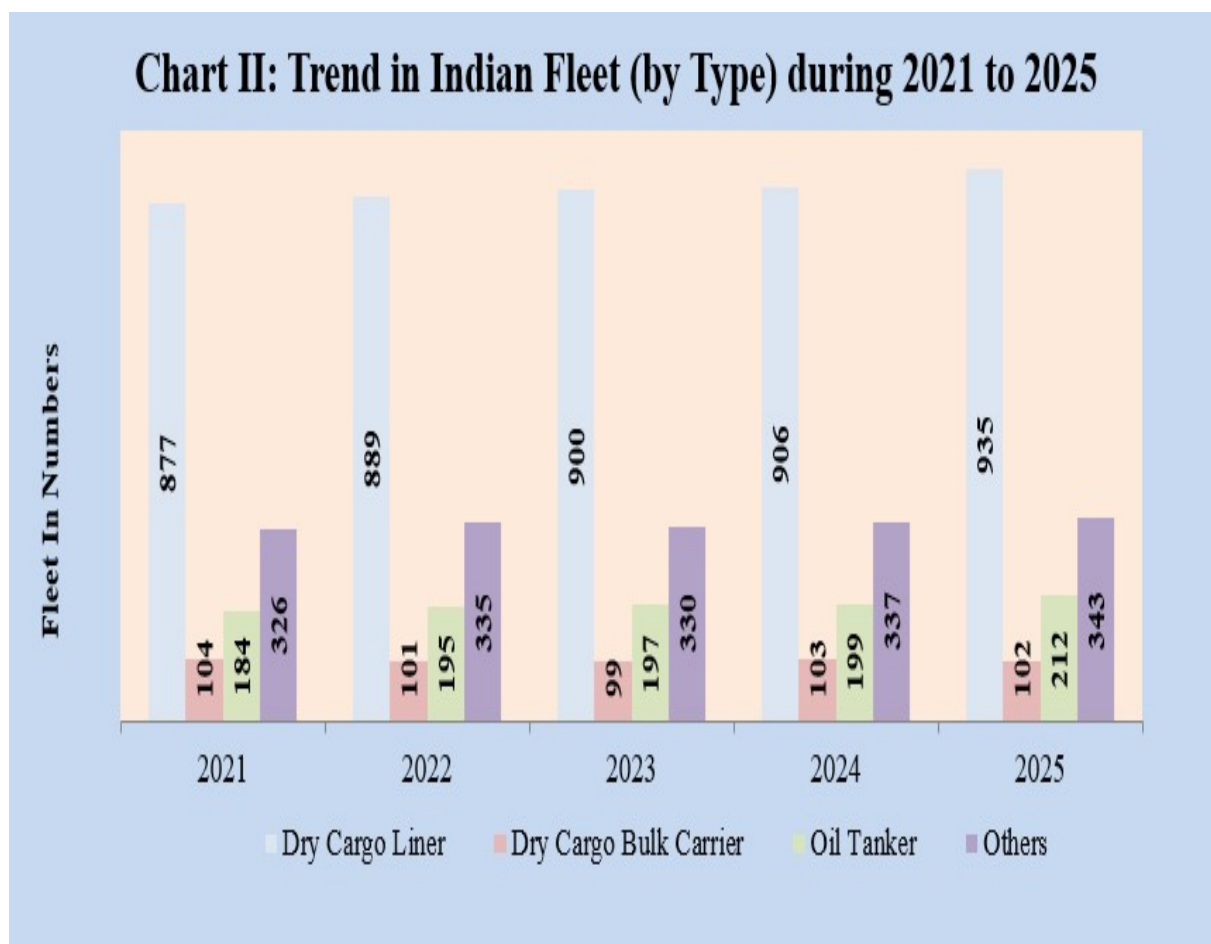
1.5 The age composition of Coastal Shipping vessels (Table 3) shows that during 2021 to 2025, highest increase in fleet (83.33%) was in “16-20 years” category, followed by 13.05% in “above 20 years” category. However, there has been a decrease of fleet in “6-10 years” (32.28%) followed by “11-15 years” (14.13%) and “0-5 years” (2.63%). The details of age composition of Overseas Shipping fleet is given in Table 3.3.

Table 3: Age Composition of Coastal Shipping Fleet as on 31st December							
Year		0-5 years	6-10 years	11-15 years	16-20 years	Above 20 years	Total
2021	No. of Vessels	114	158	184	96	475	1027
	Growth (in %)	-2.56	-3.66	11.52	-3.03	4.86	2.91
2022	No. of Vessels	112	143	178	113	488	1034
	Growth (in %)	-1.75	-9.49	-3.26	17.71	2.74	0.68
2023	No. of Vessels	103	118	178	130	510	1039
	Growth (in %)	-8.04	-17.48	0.00	15.04	4.51	0.48
2024	No. of Vessels	107	113	167	146	523	1056
	Growth (in %)	3.88	-4.24	-6.18	12.31	2.55	1.64
2025	No. of Vessels	111	107	158	176	537	1089
	Growth (in %)	3.74	-5.31	-5.39	20.55	2.68	3.13

Source: D.G. Shipping, M/o Ports, Shipping & Waterways

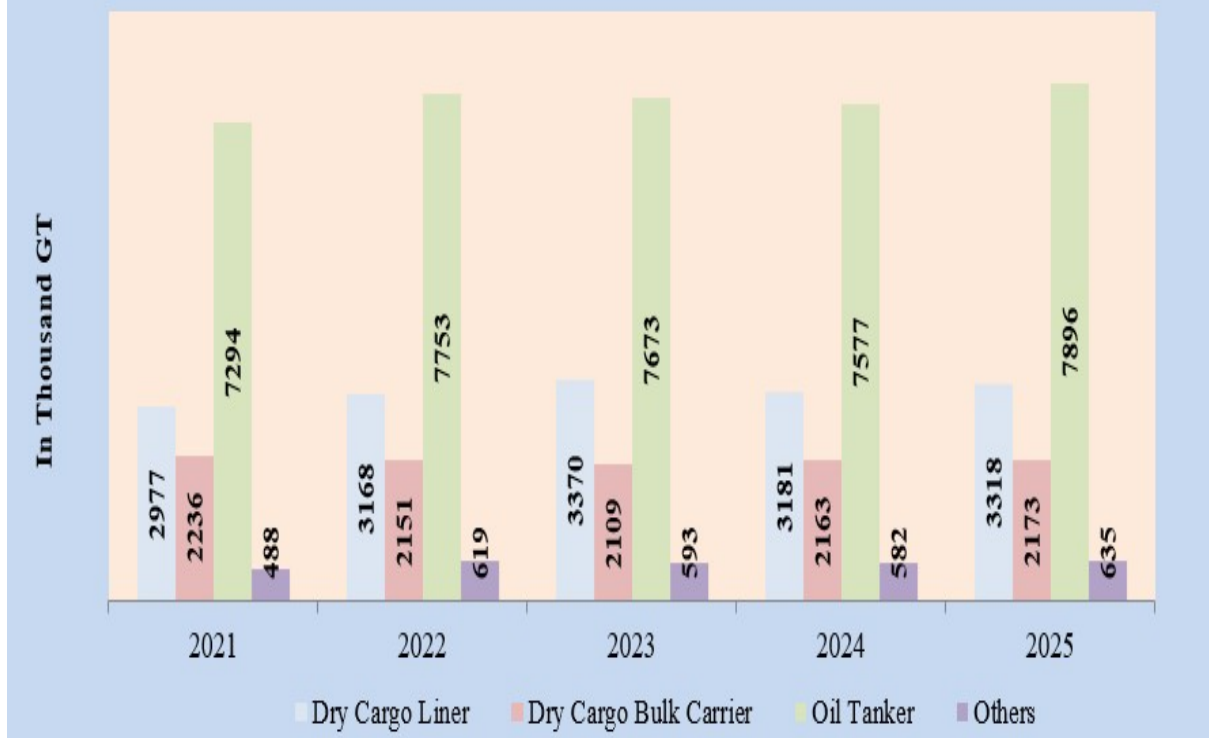
Fleet Composition

1.6 Fleet classification analysis by the type of vessels during 2021 to 2025 in Chart II shows that the maximum increase of vessels was (15.12%) in Oil Tankers followed by Dry Cargo Liner 6.61% and Other Ships 5.21%, however (1.92%) of Dry Cargo Bulk Carrier vessels was decreased during the period. In terms of GT during 2021 to 2025, Chart III shows that the maximum increase of GT was 30.12% in Other Ships followed by Dry Cargo Liner (11.45%) and Oil Tankers (8.25%), however Dry Cargo Bulk Carrier vessels decreased by 2.82% during the period. The details of composition of Indian fleet by type of vessels are given in Table 1.3.



Source: D.G. Shipping, M/o Ports, Shipping & Waterways

Chart III: Trend in Gross Tonnage of Indian Fleet (by Type) during 2021 to 2025

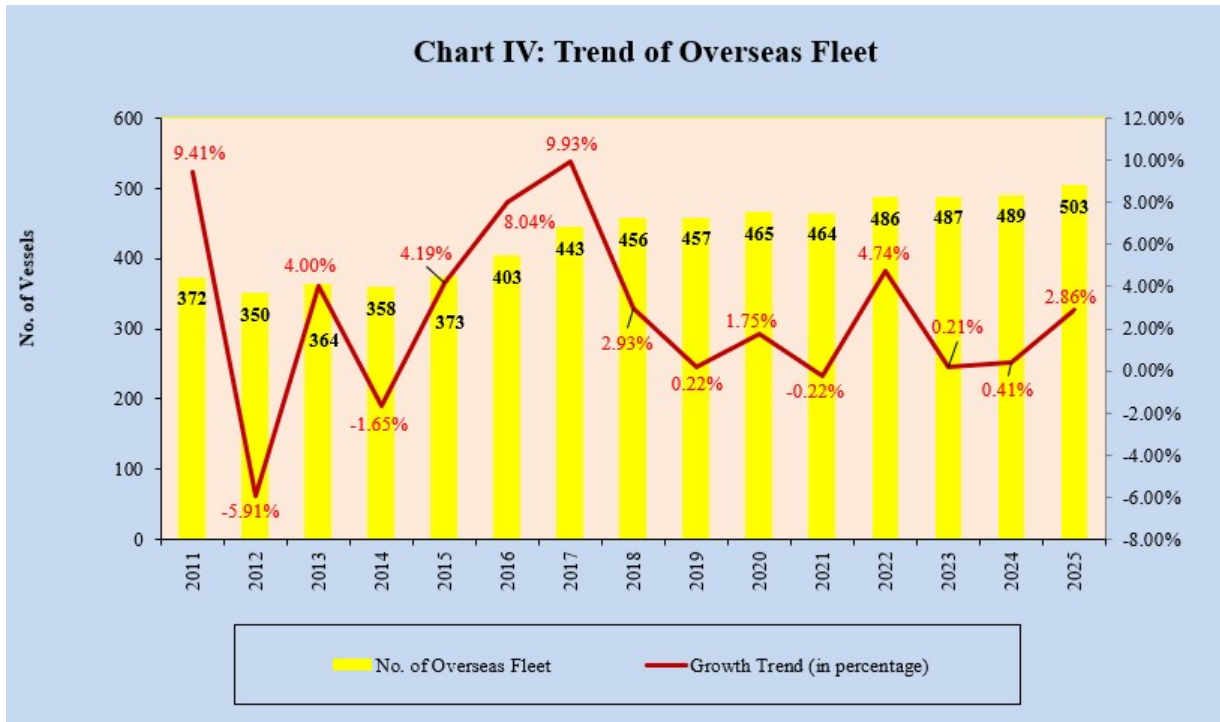


Source : D.G. Shipping, M/o Ports, Shipping & Waterways

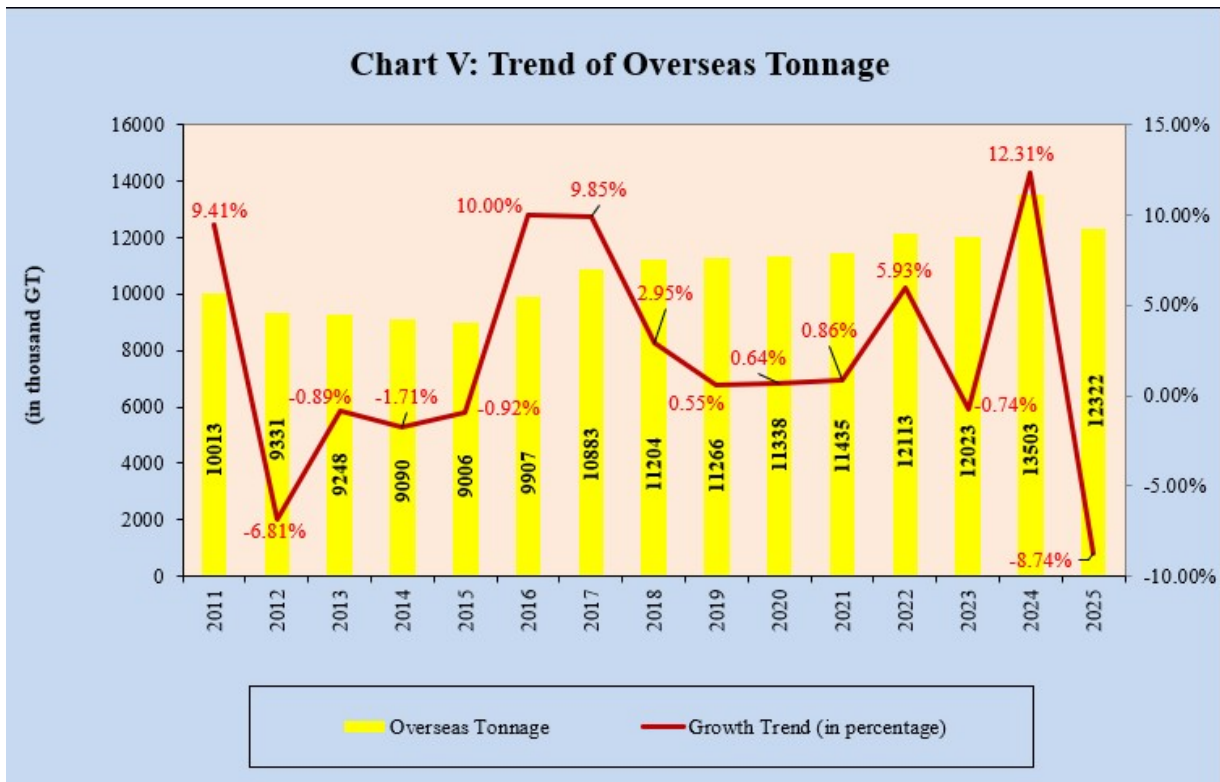
1.7 The composition of India's tonnage reveals that tonnage share of Oil tanker has increased from 56.13% in 2021 to 56.31 % in 2025. Similarly, over the same period, the tonnage share of Dry Cargo Liner has increased from 22.91% to 23.66%. The tonnage share of Dry Cargo Bulk carriers has decreased from 17.21 % in 2021 to 15.50% in 2025.

Overseas Trade

1.8 As on 31st December, 2025, 503 Indian registered vessels with 12.32 million GT were deployed on overseas trade as compared to 372 Indian registered vessels with 10.01 million GT during 2011. Trend of overseas fleet and overseas tonnage from 2011 to 2025 is shown in Chart IV and V. Overseas fleet by different type, size and age groups of the vessels are shown in Chart VI to VIII.

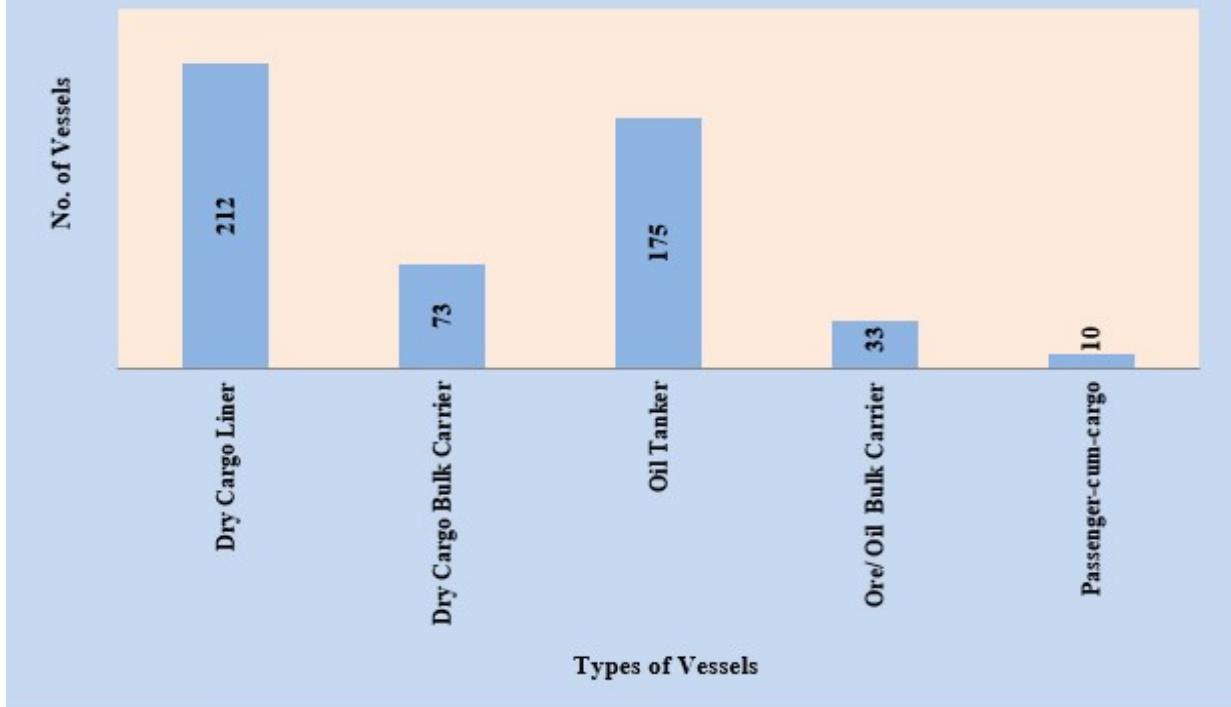


Source : D.G. Shipping, M/o Ports, Shipping & Waterways



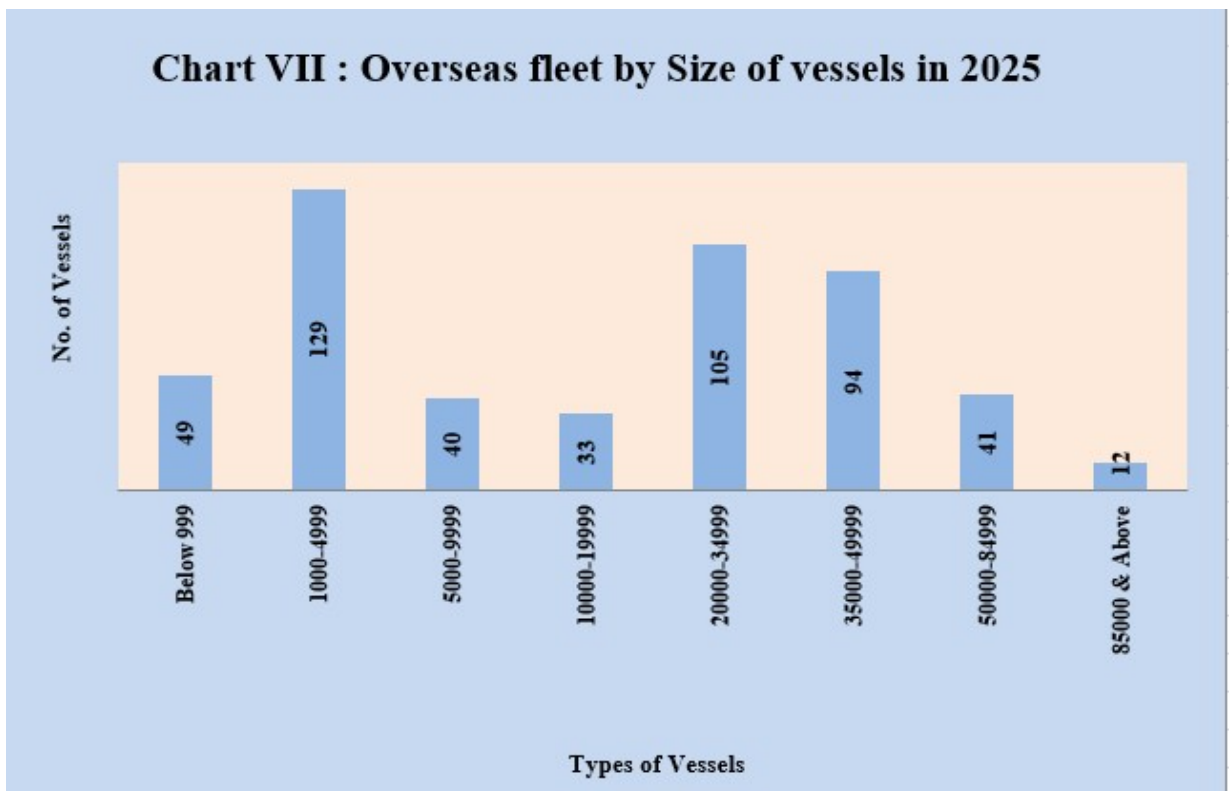
Source : D.G. Shipping, M/o Ports, Shipping & Waterways

Chart VI : Overseas fleet by Type of vessels in 2025



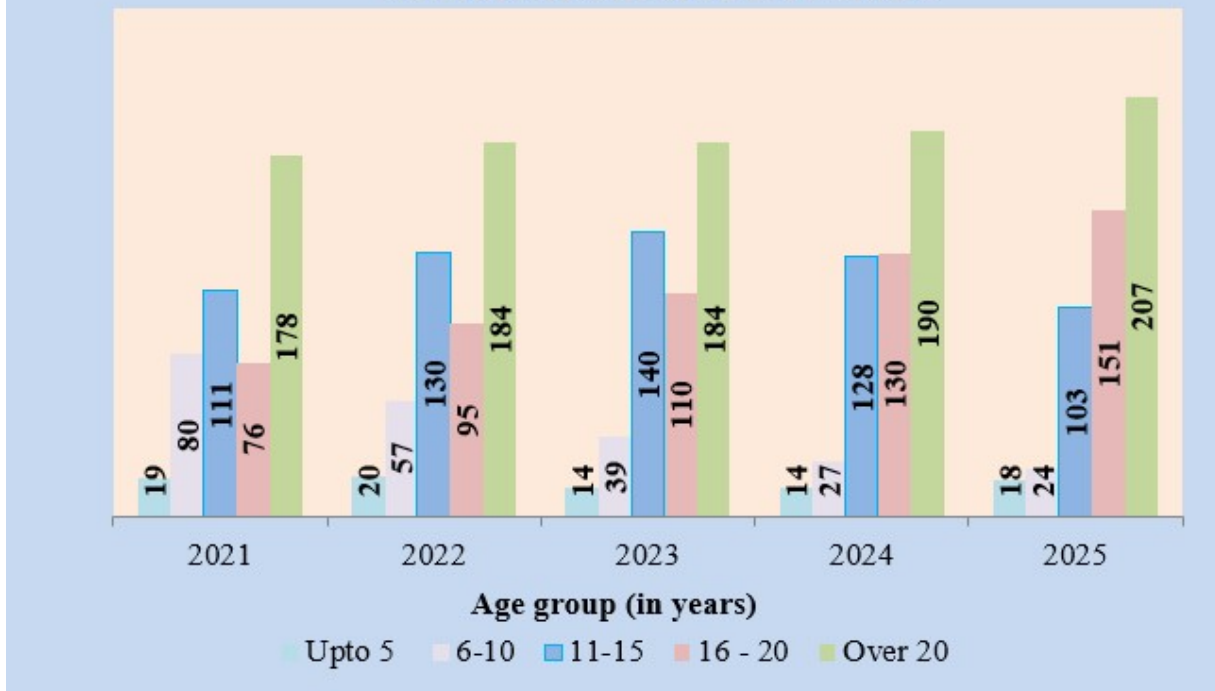
Source : D.G. Shipping, M/o Ports, Shipping & Waterways

Chart VII : Overseas fleet by Size of vessels in 2025



Source : D.G. Shipping, M/o Ports, Shipping & Waterways

Chart VIII : Overseas fleet by Age of the vessels from 2021 to 2025



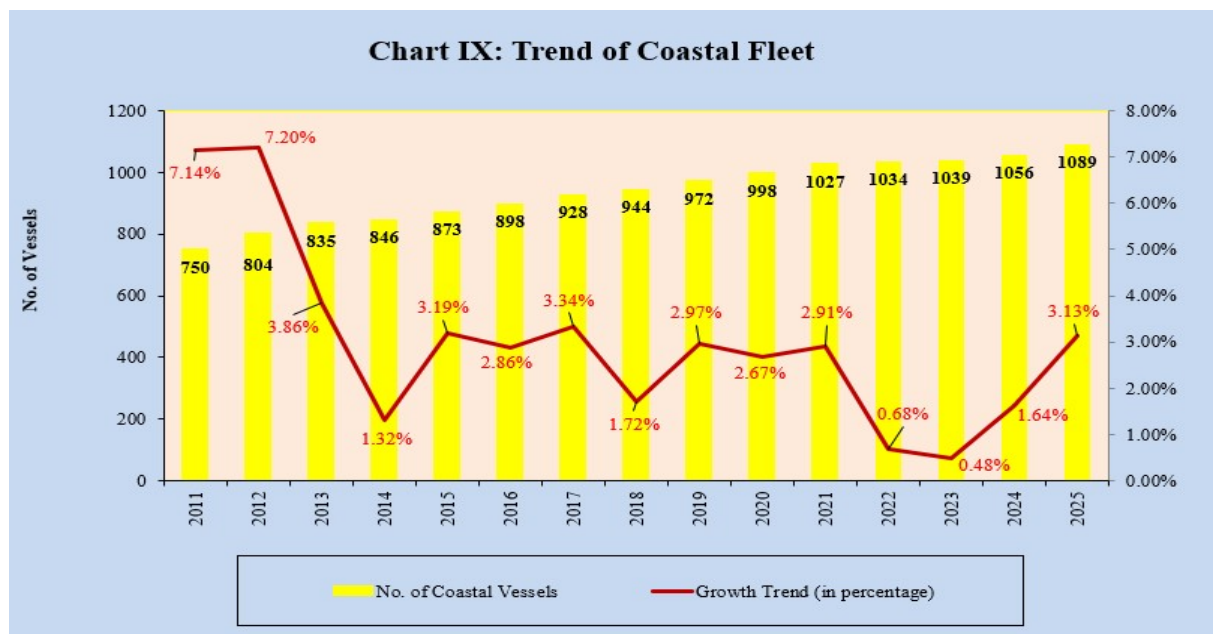
Source : D.G. Shipping, M/o Ports, Shipping & Waterways

1.9 As on 31st December, 2025, the maximum number of vessels (212), about 42.1%, undertaking overseas trade were in the category of Dry Cargo Liner whose carrying capacity was 2.44 million GT (Table 2.1). The maximum number of overseas vessels (129) was in the size range of “1000 and 4999” GT. The total GT of these 129 vessels was 0.31 million (Table 2.2). Among the 503 vessels for overseas trade, the maximum number of vessels (207) was of the age group “over 20 years” with GT of 4.52 million (Table 2.3). It has been observed that there were 115 companies with single ship deployed on overseas route with a total GT of 1.24 million (Table 2.8). In Overseas trade, the Shipping Corporation of India was the largest Indian shipping company which had 54 vessels comprising of 2.77 million GT followed by Great Eastern Shipping Co Ltd which had 39 vessels with 1.78 million GT (Table 2.9).

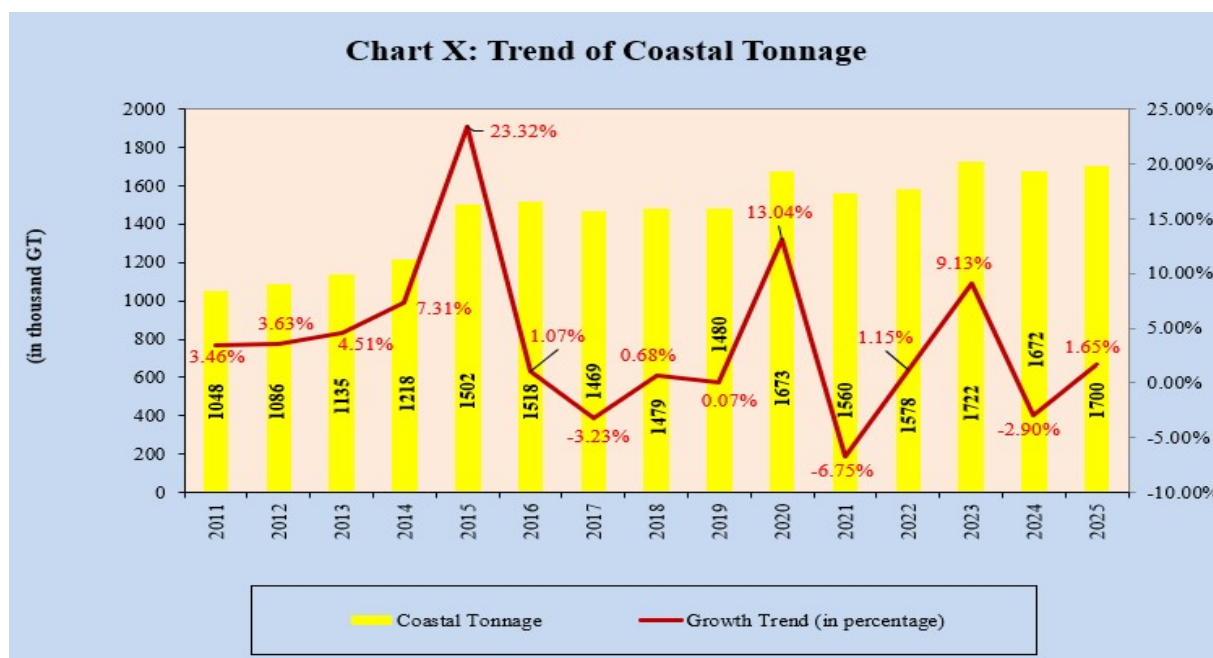
Coastal Trade

1.10 As on 31st December, 2025, 1089 Indian registered vessels with 1.70 million GT were deployed on coastal trade as compared to 750 Indian registered vessels with 1.05 million GT during 2011. Trend of coastal fleet and coastal tonnage from 2011 to 2025 is shown in Chart IX and X. Out of these 1089 vessels the maximum number of vessels (397) were registered under

the category “Tug” with 0.15 million GT. However, only one vessel each was registered in the categories “Cellular Container”, “Dumb Crane Barge”, “Ethylene Gas Carrier”, “General Cargo Ship”, “Oil Tanker (Crude)”, “Pilot Vessel”, “RO-RO Container Vessel”, “Supply Vessel”, “Utility Boat”, “Work Boat” & “Yacht” with less than 1000 GT (Table 3.4). Coastal fleet by different type, size and age groups of the vessels are shown in Chart XI to XIII.

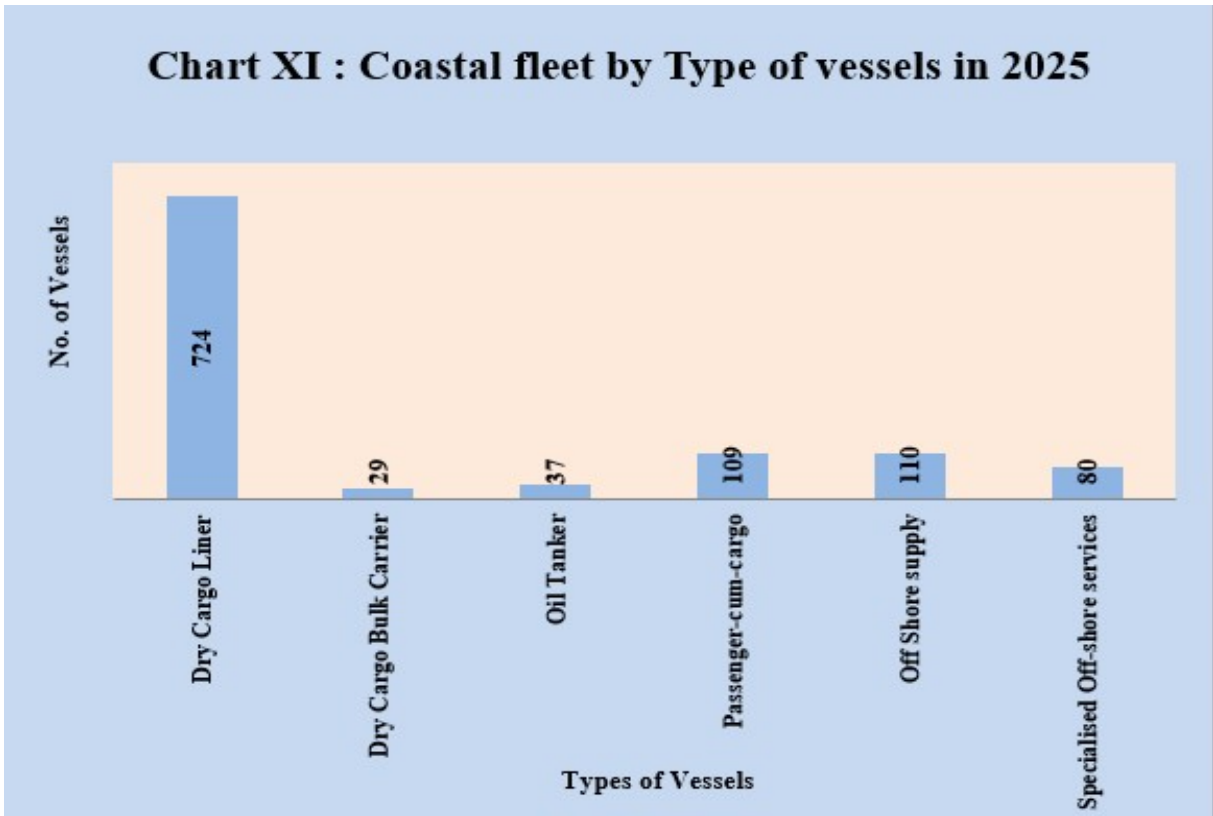


Source : D.G. Shipping, M/o Ports, Shipping & Waterways



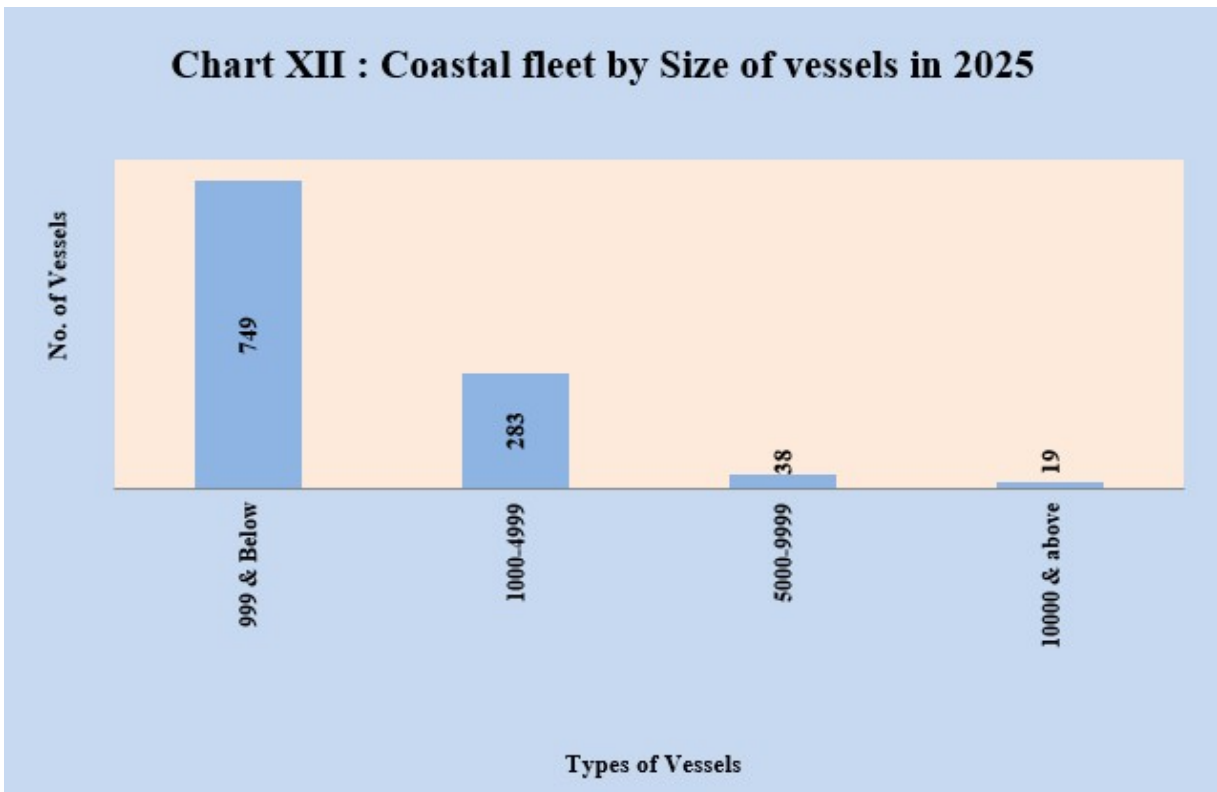
Source : D.G. Shipping, M/o Ports, Shipping & Waterways

Chart XI : Coastal fleet by Type of vessels in 2025



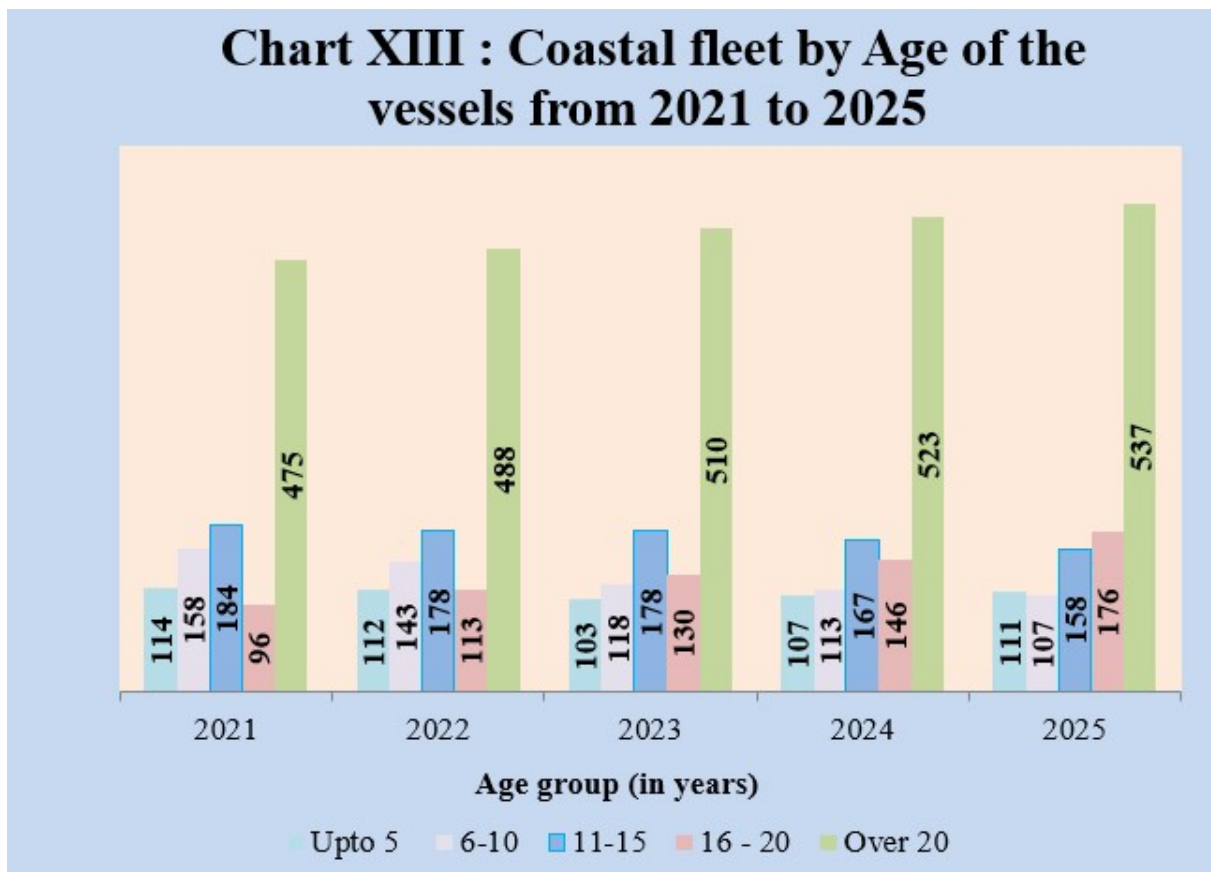
Source : D.G. Shipping, M/o Ports, Shipping & Waterways

Chart XII : Coastal fleet by Size of vessels in 2025



Source : D.G. Shipping, M/o Ports, Shipping & Waterways

Chart XIII : Coastal fleet by Age of the vessels from 2021 to 2025



Source : D.G. Shipping, M/o Ports, Shipping & Waterways

1.11 As on 31st December, 2025, the maximum number of vessels (724), about 66.5%, undertaking coastal trade were in the category of Dry Cargo Liner whose carrying capacity was 0.88 million GT (Table 3.1). The maximum number of coastal vessels (749) was in the size range of “999 and below” GT. The total GT of these 749 vessels was 0.23 million (Table 3.2). Among the 1089 vessels for coastal trade, the maximum number of vessels (537) was of the age group “over 20 years” with GT of 0.91 million (Table 3.3). Ocean Sparkle Ltd. owned maximum (62) vessels with 0.03 million GT (1.7 % of the total coastal tonnage) followed by Reliance Industries Limited which owned 26 vessels with 0.017 million GT (1.0% of the total coastal tonnage) (Table 3.9). There are 268 companies with single ship deployed on coastal routes representing a total of 0.46 million GT (Table 3.7).

Shipping Corporation of India (SCI)

1.12 SCI was established on October 2, 1961, by the amalgamation of Eastern Shipping Corporation and Western Shipping Corporation. The status of SCI changed from Private Limited

Company to Public Limited Company with effect from 18th September, 1992. Starting out as a marginal Liner Shipping Company with just 19 vessels, SCI has today evolved into the largest Indian Shipping Company. SCI also has substantial interests in various segments of the shipping trade. SCI's owned fleet includes Bulk Carriers, Crude Oil tankers, Product tankers, Container vessels, Passenger-cum-Cargo vessels, Phosphoric Acid/Chemical carriers, LPG/Ammonia carriers and Offshore Supply Vessels. Sailing through for nearly five decades, the SCI today has a significant presence on the global maritime map. As the country's premier shipping line, SCI owns and operates around one-fourth of the Indian tonnage.

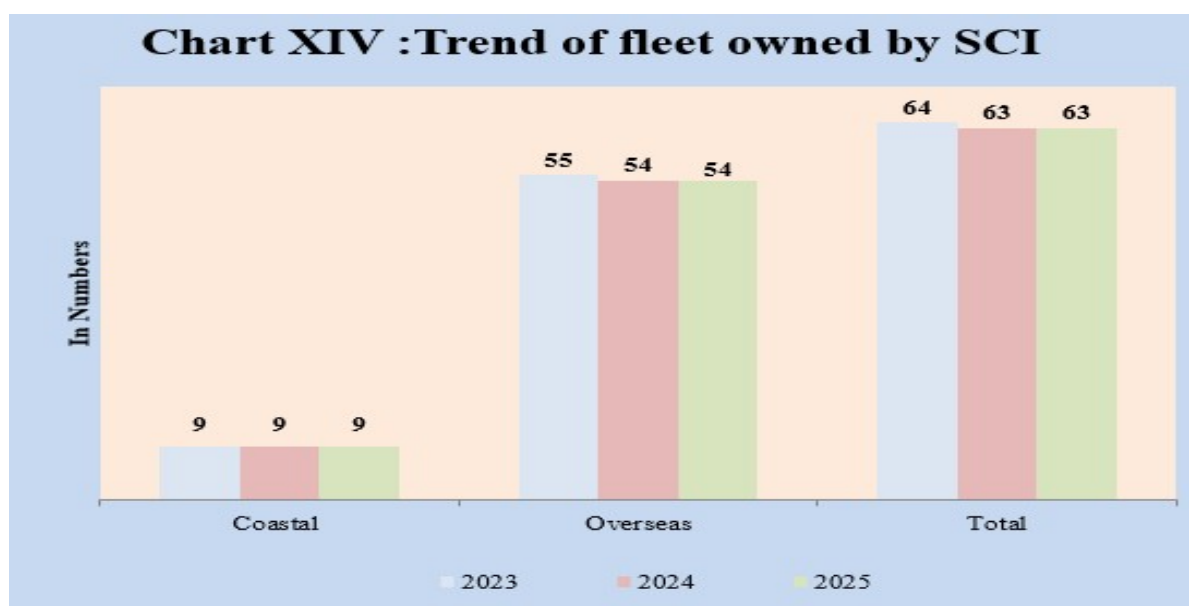
1.13 SCI has diversified into a large number of areas over the years. SCI today is the only Indian shipping Company operating:- break-bulk services, international container services, liquid/dry bulk services, offshore services and passenger services. In addition, SCI mans and manages a large number of vessels on behalf of various government departments and organizations. SCI has immensely contributed to the growth of India's EXIM trade and the national exchequer by being a net earner/saver of valuable foreign exchange.

1.14 Government of India conferred "Navaratna" status to SCI on 01.08.2008 – enhanced autonomy and delegation of powers to the company towards capital expenditure, formation of joint ventures, mergers, etc.

1.15 Continued profitability of SCI has been due to a slew of innovative and timely strategies and measures adopted by the management. Amongst these include, inter alia, judicious and optimal utilization of available tonnage, by deploying it in the most remunerative sectors; commencement of new services in niche markets; identification and expeditious disposal of value destroyers or non-performing assets; forging alliances with leading market players to enhance cargo; availability and apportioning of expenses; and administrative cost cutting. The endeavor of the management is to facilitate the release of boundless energy and initiative streams, which will be channeled for the growth and prosperity of the Company and the nation.

1.16 The number of ships owned by SCI as on 31st December, 2025 was 63 with 3.02 million GT. Out of the 63 vessels, 9 (0.25 million GT) were engaged in coastal trade while 54 (2.77 million GT) were engaged in overseas trade. Details of coastal and overseas ships owned by SCI

along with tonnage are given in Table 4.1. The trend of fleet owned by SCI (Overseas & Coastal Trade) during 2023 to 2025 is shown in Chart X.



Source : D.G. Shipping, M/o Ports, Shipping & Waterways

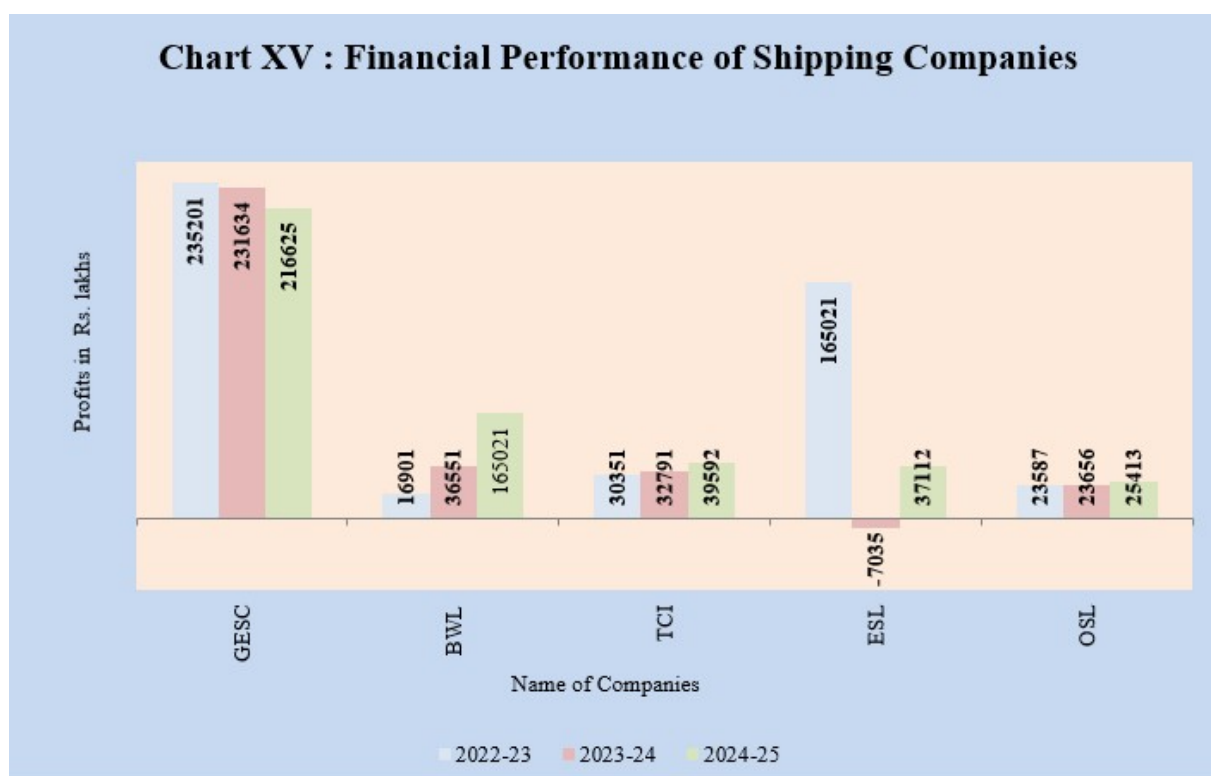
1.17 The number of vessels engaged in the overseas trade during the year 2025 remains 54 as in the year 2024. During the year 2020, the company had 57 vessels for overseas trade with 2.85 million GT. Over the past 5 years, the number of vessels has fallen by 3 and the tonnage has decreased from 2.85 million GT in 2020 to 2.77 million GT in 2025 (Table 4.1).

1.18 The composition of 63 vessels owned by SCI as on 31st December, 2025 shows that 52.4% of vessels (33 in number) are in the category of Oil Tankers (includes Acid carriers, Gas carriers & LPG) followed by Dry Cargo Bulk Carriers which accounts for about 22.2% (14 in number) of total SCI fleet strength (Table 4.2). The maximum numbers of vessels (31) out of 54 in overseas fleet of SCI are in the category of “Oil tanker” and the maximum numbers of vessels (4) out of the 9 in the coastal fleet owned by SCI are in the category of “Offshore Supply Vessel” (Table 4.3 & 4.4). The age profile of the fleet owned by SCI indicates that the highest number of vessels (40) with 1.33 million GT were in the age group “11 to 15 years”. There were 2 vessels in the age group “6-10 years” with 0.17 million GT, 10 vessels in the age group “16 to 20” years with 0.94 million GT & 11 vessels in the age group “Above 20 years” with 0.58 million GT respectively (Table 4.11).

FINANCIAL PERFORMANCE OF REPORTING SHIPPING COMPANIES

1.19 Amongst the reporting shipping companies, during 2024-25, the highest profit was earned by Great Eastern Shipping Co. (GESC) (Rs. 216625 lakhs) followed by BW Global LPG India Pvt. Ltd. (BWL) (Rs. 74529 lakhs), Transport Corporation of India (TCI) (Rs. 39592 lakhs), Essar Shipping Ltd. (ESL) (Rs. 37112 lakhs) and Ocean Sparkel Ltd. (OSL) (Rs. 25413 lakhs) (Table 5.2).

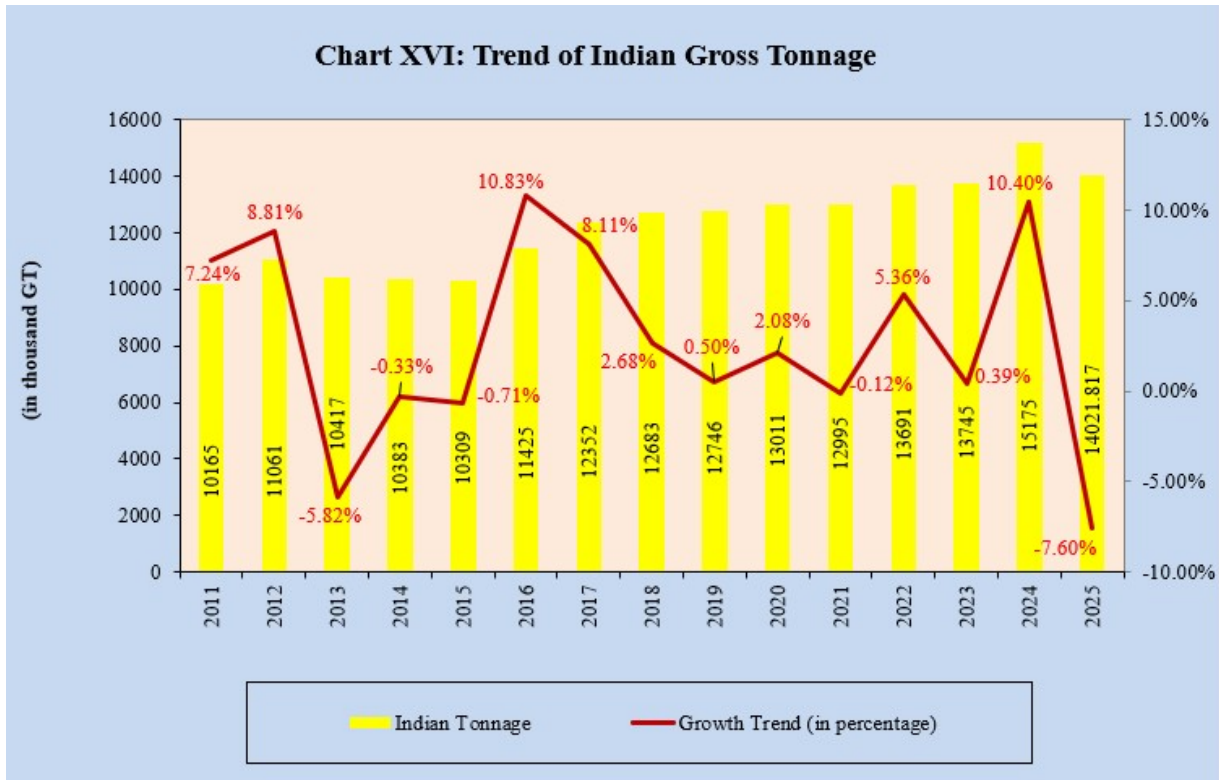
1.20 Chart VII shows the top five shipping companies in terms of profit during the financial year 2022-23 to 2024-25 and details of the same are given in section 5.



Source : D.G. Shipping, M/o Ports, Shipping & Waterways

II: TREND OF SHIPPING SECTOR IN INDIA

During Independence, in August, 1947, the Indian Shipping tonnage was at 0.19 million GT, consisting of 48 coastal ships with 0.12 million GT and 11 overseas vessels with 0.07 million GT. Since then, the Indian Shipping tonnage has registered a remarkable growth. Indian Shipping tonnage was 6.03 million GT with 418 vessels in 1990, which increased to 6.95 million GT with 549 vessels in 2000 and to 10.17 million GT with 1040 vessels in 2010. The Indian merchant fleet strength stood at 1592 vessels with 14.02 million GT in 2025. Till 2025, number of Ships has seen a growth of 137% while GT gas increased by 82% since 2004. Details of Indian registered vessels and their GT is given in Table 1.1.



Source : D.G. Shipping, M/o Ports, Shipping & Waterways

SECTION - 1

INDIAN SHIPPING

Table 1.1
Trend of Indian Shipping (as on 31st December)

(' 000 GT)

Year	Coastal			Overseas			Total		
	No. of vessels	GT	Average GT	No. of vessels	GT	Average GT	No. of vessels	GT	Average GT
1985	95	296	3.1	273	5654	20.7	368	5950	16.2
1990	162	523	3.2	256	5504	21.5	418	6027	14.4
1991	169	561	3.3	246	5378	21.9	415	5939	14.3
1992	187	640	3.4	254	5648	22.2	441	6288	14.3
1993	202	642	3.2	241	5625	23.3	443	6267	14.1
1994	206	681	3.3	231	5665	23.9	437	6346	14.5
1995	219	698	3.2	251	6304	25.1	470	7002	14.9
1996	231	705	3.0	253	6347	25.1	484	7052	14.6
1997	232	654	2.8	244	6224	25.5	476	6878	14.4
1998	247	654	2.6	237	6131	25.9	484	6785	14.0
1999	269	680	2.5	241	6373	26.4	510	7053	13.8
2000	312	709	2.3	237	6244	26.3	549	6953	12.7
2001	329	731	2.2	228	6237	27.4	557	6968	12.5
2002	424	805	1.9	193	5402	28.0	617	6207	10.1
2003	429	806	1.8	196	5817	29.7	625	6623	10.6
2004	454	808	1.8	215	6893	32.1	669	7701	11.5
2005	485	816	1.7	236	7427	31.5	721	8243	11.4
2006	526	841	1.6	250	7576	30.3	776	8417	10.8
2007	573	893	1.6	277	8136	29.4	850	9030	10.6
2008	616	964	1.6	296	8346	28.2	912	9310	10.2
2009	662	980	1.5	312	8499	27.2	974	9479	9.7

**Table 1.1 (Contd...)
Trend of Indian Shipping (as on 31st December)**

(' 000 GT)

Year	Coastal			Overseas			Total		
	No. of vessels	GT	Average GT	No. of vessels	GT	Average GT	No. of vessels	GT	Average GT
2010	700	1013	1.4	340	9152	26.9	1040	10165	9.7
2011	750	1048	1.4	372	10013	26.9	1122	11061	9.9
2012	804	1086	1.4	350	9331	26.7	1154	10417	9.0
2013	835	1135	1.4	364	9248	25	1199	10383	8.7
2014	846	1218	1.4	358	9090	25	1204	10309	8.6
2015	873	1502	1.7	373	9006	24.1	1246	10508	8.4
2016	898	1518	1.7	403	9907	24.6	1301	11425	8.8
2017	928	1469	1.6	443	10883	24.6	1371	12352	9.0
2018	944	1479	1.6	456	11204	24.6	1400	12683	9.1
2019	972	1480	1.5	457	11266	24.7	1429	12746	8.9
2020	998	1673	1.7	465	11338	24.4	1463	13011	8.9
2021	1027	1560	1.5	464	11435	24.6	1491	12995	8.7
2022	1034	1578	1.5	486	12113	24.9	1520	13691	9.0
2023	1039	1722	1.7	487	12023	24.7	1526	13745	9.0
2024	1056	1672	1.6	489	11831	24.2	1545	13503	8.7
2025	1089	1700	1.6	503	12322	24.5	1592	14022	8.8

Source : Directorate General of Shipping, M/o Ports, Shipping & Waterways

Table 1.2
Share of Indian Tonnage - Age-wise (as on 31st December)

(in Percentage)

Year	Particulars	Proportion of Indian Tonnage			
		Upto 5 Yrs.	6-15 Yrs.	16-20 Yrs.	Over 20 Yrs.
1995	Coastal	7.4	48.9	10.3	33.4
	Overseas	18.1	45.8	21.3	14.8
	Coastal + Overseas	17.1	46.1	20.2	16.6
1996	Coastal	4.8	46.7	15.5	33.0
	Overseas	14.3	48.6	18.8	18.3
	Coastal + Overseas	13.4	48.4	18.5	19.7
1997	Coastal	5.0	43.0	21.6	30.4
	Overseas	11.4	48.5	19.8	20.3
	Coastal + Overseas	10.8	48.0	19.9	21.3
1998	Coastal	4.6	41.7	24.5	29.2
	Overseas	11.1	43.6	19.3	26.0
	Coastal + Overseas	10.4	43.5	19.8	26.3
1999	Coastal	6.5	37.2	21.6	34.7
	Overseas	9.5	39.0	26.9	24.6
	Coastal + Overseas	9.2	38.9	26.4	25.5
2000	Coastal	6.8	29.3	31.5	32.4
	Overseas	6.0	35.2	34.2	24.6
	Coastal + Overseas	6.1	34.6	33.9	25.4
2001	Coastal	9.2	20.6	34.1	36.1
	Overseas	6.2	31.7	36.4	25.7
	Coastal + Overseas	6.6	30.5	36.1	26.8
2002	Coastal	10.8	16.0	29.8	43.4
	Overseas	7.4	31.8	33.0	27.8
	Coastal + Overseas	7.8	29.7	22.6	29.9
2003	Coastal	9.8	16.2	27.7	46.3
	Overseas	10.9	29.4	31.0	28.7
	Coastal + Overseas	10.8	27.8	30.5	30.9
2004	Coastal	6.8	19.2	22.6	51.4
	Overseas	11.3	35.4	25.0	28.3
	Coastal + Overseas	10.8	33.7	24.8	30.7
2005	Coastal	8.4	18.7	23.1	49.8
	Overseas	18.2	26.6	19.2	36.0
	Coastal + Overseas	17.2	25.8	19.6	37.4
2006	Coastal	20.6	7.3	30.1	42.0
	Overseas	5.1	16.2	13.9	64.8
	Coastal + Overseas	19.1	23.1	13.6	44.3

Table 1.2 (Contd...)
Share of Indian Tonnage - Age-wise (as on 31st December)
(in Percentage)

Year	Particulars	Proportion of Indian Tonnage			
		Upto 5 Yrs.	6-15 Yrs.	16-20 Yrs.	Over 20 Yrs.
2007	Coastal	8.8	15.2	13.4	62.6
	Overseas	23.4	9.4	29.2	38.0
	Coastal + Overseas	22.0	24.1	13.5	40.4
2008	Coastal	9.0	16.5	9.2	65.3
	Overseas	28.4	23.8	11.3	36.5
	Coastal + Overseas	26.4	23.1	11.0	39.5
2009	Coastal	10.8	16.2	9.2	63.7
	Overseas	26.7	25.5	12.0	35.8
	Coastal + Overseas	25.1	24.5	11.7	38.7
2010	Coastal	12.2	14.6	10.2	63.0
	Overseas	30.5	24.3	13.7	31.5
	Coastal + Overseas	28.7	23.3	13.4	34.6
2011	Coastal	13.9	13.9	8.2	64.1
	Overseas	27.6	28.4	14.4	29.6
	Coastal + Overseas	26.3	27.0	13.8	32.9
2012	Coastal	15.8	16.0	5.4	62.8
	Overseas	31.9	31.5	13.7	22.9
	Coastal + Overseas	30.2	29.9	12.9	27.0
2013	Coastal	17.8	18.2	5.4	58.6
	Overseas	30.8	32.1	12.7	24.4
	Coastal + Overseas	30.2	30.6	11.9	28.2
2014	Coastal	18.8	17.0	6.6	57.6
	Overseas	24.8	37.4	13.4	24.3
	Coastal + Overseas	24.1	35.0	12.6	28.3
2015	Coastal	26.7	17.7	6.7	48.9
	Overseas	20.1	39.9	12.6	27.4
	Coastal + Overseas	21.1	36.7	11.8	30.5
2016	Coastal	26.1	19.7	7.0	47.2
	Overseas	14.9	39.0	17.2	28.9
	Coastal + Overseas	16.4	36.5	15.8	31.3
2017	Coastal	25.9	18.9	8.2	47.0
	Overseas	7.8	44.4	19.4	28.4
	Coastal + Overseas	10.0	41.4	18.0	30.6
2018	Coastal	23.2	20.1	8.3	48.3
	Overseas	3.6	47.2	20.2	29.0
	Coastal + Overseas	5.9	44.0	18.8	31.3

Table 1.2 (Contd...)
Share of Indian Tonnage - Age-wise (as on 31st December)
(in Percentage)

Year	Particulars	Proportion of Indian Tonnage			
		Upto 5 Yrs.	6-15 Yrs.	16-20 Yrs.	Over 20 Yrs.
2019	Coastal	19.0	26.4	10.6	44.0
	Overseas	3.0	43.7	22.7	30.6
	Coastal + Overseas	4.8	41.7	20.0	27.1
2020	Coastal	22.8	25.8	5.6	45.8
	Overseas	2.8	42.3	22.5	32.4
	Coastal + Overseas	5.4	40.2	20.3	34.1
2021	Coastal	8.0	37.8	6.0	48.1
	Overseas	3.3	39.9	24.9	31.9
	Coastal + Overseas	3.9	39.6	22.6	33.9
2022	Coastal	8.8	34.6	7.8	48.9
	Overseas	2.8	38.7	26.7	31.7
	Coastal + Overseas	3.5	38.2	24.5	33.7
2023	Coastal	7.4	28.4	13.6	50.5
	Overseas	2.3	35.1	29.2	33.4
	Coastal + Overseas	2.9	34.3	27.3	35.5
2024	Coastal	7.5	29.1	11.6	51.8
	Overseas	1.3	30.5	32.4	35.8
	Coastal + Overseas	2.1	30.3	29.8	37.8
2025	Coastal	7.8	27.2	11.3	53.7
	Overseas	1.7	26.0	35.5	36.7
	Coastal + Overseas	2.4	26.2	32.6	38.8

Source : Directorate General of Shipping, M/o Ports, Shipping & Waterways

Table 1.3
Trend of Indian Fleet - By Type of Vessels (as on 31st December)

(' 000GT/ 000DWT)

Year	Item	Type of Vessels								Total
		Dry Cargo* Liner	Dry Cargo Bulk Carrier#	Oil Tanker@	Ore/oil Bulk Carrier	Passen- ger-cum- Cargo**	Off- shore Supply \$	Special- ised for Off-shore Services***	Timber Carrier	
1995	No. of Vessels	119	135	93	3	16	73	27	4	470
	GT	620	3088	2867	171	68	89	83	16	7002
	DWT	867	5229	5012	312	35	90	63	26	11634
1996	No. of Vessels	133	136	94	3	16	71	27	4	484
	GT	648	3145	2842	171	61	86	83	16	7052
	DWT	829	5311	4863	312	32	87	63	26	11523
1997	No. of Vessels	139	128	92	3	16	68	26	4	476
	GT	634	2955	2881	171	60	83	78	16	6878
	DWT	796	4991	4934	312	32	82	58	26	11231
1998	No. of Vessels	149	122	96	3	16	69	26	3	484
	GT	615	2828	2950	171	61	73	76	11	6785
	DWT	758	4774	5027	312	32	81	57	19	11060
1999	No. of Vessels	165	116	106	3	23	68	27	2	510
	GT	652	2648	3348	171	76	73	77	8	7053
	DWT	793	4452	5750	312	37	81	57	13	11495
2000	No. of Vessels	198	117	107	4	24	69	28	2	549
	GT	591	2703	3218	200	76	74	83	8	6953
	DWT	709	4548	5548	355	37	85	61	13	11356
2001	No. of Vessels	201	119	108	4	27	69	27	2	557
	GT	488	2820	3220	200	79	74	79	18	6968
	DWT	547	4779	5587	355	37	85	59	13	11462
2002	No. of Vessels	279	90	105	2	35	73	31	2	617
	GT	467	2212	3172	95	86	78	89	8	6207
	DWT	499	3711	5539	169	35	96	53	13	10115
2003	No. of Vessels	277	87	115	2	38	73	31	2	625
	GT	418	2053	3794	95	88	78	89	8	6623
	DWT	435	3426	6644	169	34	96	53	13	10870
2004	No. of Vessels	299	91	126	2	39	78	32	2	669
	GT	427	2068	4844	95	88	81	90	8	7701
	DWT	422	3443	8483	169	35	97	54	13	12716
2005	No. of Vessels	331	99	130	2	41	82	36	0	721
	GT	458	2462	4967	95	88	85	87	0	8243
	DWT	436	4176	8655	169	34	100	52	0	13633
2006	No. of Vessels	370	97	135	2	49	87	36	0	776
	GT	499	2403	5161	95	90	87	82	0	8417
	DWT	459	4092	9020	169	219	102	57	0	14118

**Table 1.3 (Contd...)
Trend of Indian Fleet - By Type of Vessels (as on 31st December)**

(' 000GT/' 000DWT)

Year	Item	Type of Vessels								Total
		Dry Cargo* Liner	Dry Cargo Bulk Carrier#	Oil Tanker@	Ore/oil Bulk Carrier	Passen- ger-cum- Cargo**	Off- shore Supply \$	Special- ised for Off-shore Services***	Timber Carrier	
2007	No. of Vessels	414	106	139	2	60	94	35	0	850
	GT	601	2867	5188	95	103	95	81	0	9030
	DWT	602	4976	9048	169	38	111	47	0	14991
2008	No. of Vessels	429	106	137	2	72	131	35	0	912
	GT	725	2879	5241	95	109	175	86	0	9310
	DWT	758	4985	9150	169	39	207	47	0	15355
2009	No. of Vessels	459	101	140	2	84	150	38	0	974
	GT	766	2756	5452	95	111	211	88	0	9479
	DWT	779	4779	9590	169	39	224	50	0	15630
2010	No. of Vessels	540	104	154	2	92	110	38	0	1040
	GT	1036	2801	5901	95	126	118	88	0	10165
	DWT	1083	4860	10351	169	40	134	50	0	16687
2011	No. of Vessels	592	123	159	2	93	115	38	0	1122
	GT	1078	3466	6076	95	129	129	88	0	11061
	DWT	1099	4772	10453	169	40	134	50	0	16717
2012	No. of Vessels	635	128	139	1	96	117	38	0	1154
	GT	1163	3331	5537	28	131	139	88	0	10417
	DWT	1171	4450	9489	46	40	131	50	0	15377
2013	No. of Vessels	679	126	137	1	96	114	46	0	1199
	GT	1468	3043	5457	28	127	161	99	0	10383
	DWT	1683	3841	9345	46	40	164	59	0	15179
2014	No. of Vessels	684	127	135	1	97	111	49	0	1204
	GT	1544	2879	5413	28	162	182	101	0	10309
	DWT	1797	3702	9248	46	45	197	58	0	15093
2015	No. of Vessels	706	123	139	1	100	123	54	0	1246
	GT	1765	2629	5572	28	169	240	105	0	10508
	DWT	2157	3330	9554	46	46	274	62	0	15469
2016	No. of Vessels	741	122	150	1	101	129	57	0	1301
	GT	2210	2557	6105	28	169	258	98	0	11425
	DWT	2961	3207	10491	46	46	297	57	0	17105
2017	No. of Vessels	792	119	165	1	103	128	63	0	1371
	GT	2565	2373	6854	28	174	259	99	0	12352
	DWT	3517	3030	11798	46	47	297	57	0	18792

Table 1.3 (Contd...)
Trend of Indian Fleet - By Type of Vessels (as on 31st December)

(' 000GT/' 000DWT)

Year	Item	Type of Vessels									Total
		Dry Cargo* Liner	Dry Cargo Bulk Carrier#	Oil Tanker@	Ore/oil Bulk Carrier	Passen- ger-cum- Cargo**	Off- shore Supply \$	Special- ised for Off-shore Services***	Timber Carrier		
2018	No. of Vessels	812	119	168	1	104	127	69	0	1400	
	GT	2834	2294	6913	28	170	344	100	0	12683	
	DWT	3906	2891	11795	46	43	436	58	0	19175	
2019	No. of Vessels	834	115	175	1	103	124	77	0	1429	
	GT	2845	2184	7082	28	160	337	110	0	12746	
	DWT	3916	2714	12160	46	34	435	67	0	19372	
2020	No. of Vessels	862	108	187	0	104	122	80	0	1463	
	GT	2875	2202	7480	0	161	182	111	0	13011	
	DWT	3945	2752	12700	0	34	187	68	0	19686	
2021	No. of Vessels	877	104	184	0	113	132	81	0	1491	
	GT	2977	2236	7294	0	169	208	111	0	12995	
	DWT	4095	2828	12190	0	35	202	68	0	19418	
2022	No. of Vessels	889	101	195	0	115	137	83	0	1520	
	GT	3168	2151	7753	0	175	215	229	0	13691	
	DWT	4434	2829	12923	0	36	204	225	0	20651	
2023	No. of Vessels	900	99	197	0	114	137	79	0	1526	
	GT	3370	2109	7673	0	157	211	225	0	13745	
	DWT	4809	2827	12742	0	31	200	223	0	20832	
2024	No. of Vessels	906	103	199	0	116	140	81	0	1545	
	GT	3181	2163	7577	0	143	213	226	0	13503	
	DWT	4514	2957	12707	0	26	200	223	0	20627	
2025	No. of Vessels	935	102	212	2	119	138	84	0	1592	
	GT	3318	2173	7896	55	146	205	229	0	14022	
	DWT	4660	3074	13140	91	31	191	224	0	21410	

Source : D.G. Shipping, M/o Ports, Shipping & Waterways

* : Includes Barges, Bulk Carriers, Anchor Handling Vessels, Cellular Containers, Container Ship, Dredgers, Dumb Crane Barge, Dumb Pontoon Barge, General Cargo, Hooper Dredger, Mini BC, Motor Boat, Motor Launch, Motorship, Motor Tanker, Motor Tender, Motor Tug, MPSV, MSV, Other Cargo Ship, Port Trusts & Maritime Boards, Ro-Ro Container Vessels, Steel Welded Boat, Supply Vessels, Supply Ships, Support Ships and Tugs.

: Includes AHTS, Cement Carriers, Electric Propulsion, Floating Cranes, Research Vessels, Steel Carrier, Twin Screw and Well Stimulation.

@ : Includes Acid Carriers, Chemical Tanker, Gas Carrier, LPG Carriers, LPG Tankers, LNG Carriers and Ethylene Gas Carriers.

** : Includes Passenger services, Passenger High Speed Crafts, Passenger Ship, Passenger Vessel, Pleasure Craft, Pleasure Yachts and Yachts.

\$: Includes Product Tankers .

*** : Includes Crew Boats, Offshore Support Vessel, Pilot Boat, Pilot Launch, Pilot Vessel, Platform Supply Vessel, Polar Satellite Vessels, Utility Boats, Utility Craft, Utility Vessel and Work Boat.

Table 1.4
Trend of Indian Fleet - By Size of Vessels (as on 31st December)

(' 000 GT)

Year	Item	Size								Total
		Below 999	1000- 4999	5000- 9999	10000- 19999	20000- 34999	35000- 49999	50000- 84999	85000 & Above	
1995	No. of Vessels	109	93	14	118	88	29	17	2	470
	GT	61	205	107	1730	2220	1194	1221	264	7002
1996	No. of Vessels	115	94	17	117	94	24	22	1	484
	GT	61	200	126	1737	2379	947	1462	140	7052
1997	No. of Vessels	119	93	14	111	92	25	21	1	476
	GT	62	198	101	1667	2335	986	1389	140	6878
1998	No. of Vessels	130	100	14	98	95	25	21	1	484
	GT	67	215	98	1472	2417	986	1390	140	6785
1999	No. of Vessels	148	103	14	101	94	24	25	1	510
	GT	67	221	101	1524	2404	944	1652	140	7053
2000	No. of Vessels	176	119	15	92	98	30	19	-	549
	GT	74	249	105	1401	2512	1196	1416	-	6953
2001	No. of Vessels	188	121	18	81	96	32	21	-	557
	GT	78	252	127	1251	2470	1314	1476	-	6968
2002	No. of Vessels	270	131	21	63	84	27	21	-	617
	GT	97	265	141	964	2168	1107	1465	-	6207
2003	No. of Vessels	275	134	21	59	76	28	32	-	625
	GT	98	273	141	905	1972	1143	2091	-	6623
2004	No. of Vessels	302	137	22	58	82	24	44	-	669
	GT	107	279	149	885	2127	936	3218	-	7701
2005	No. of Vessels	337	143	24	56	90	23	43	5	721
	GT	118	286	163	861	2380	890	2774	769	8243
2006	No. of Vessels	369	168	23	52	87	27	45	5	776
	GT	129	336	157	797	2265	1042	2919	772	8417
2007	No. of Vessels	407	186	28	53	88	35	48	5	850
	GT	141	390	192	825	2305	1340	3126	711	9030
2008	No. of Vessels	443	203	34	53	92	35	46	6	912
	GT	153	441	233	809	2426	1378	2996	874	9310
2009	No. of Vessels	487	226	38	47	85	37	47	7	974
	GT	168	501	266	720	2274	1461	3053	1036	9479
2010	No. of Vessels	517	240	43	48	90	45	50	7	1040
	GT	177	537	309	741	2429	1790	3208	974	10165

Table 1.4(Contd...)
Trend of Indian Fleet - By Size of Vessels (as on 31st December)

(' 000 GT)

Year	Item	Size								Total
		Below 999	1000- 4999	5000- 9999	10000- 19999	20000- 34999	35000- 49999	50000- 84999	85000 & Above	
2011	No. of Vessels	561	259	46	46	98	50	54	8	1122
	GT	188	579	330	700	2706	2020	3476	1062	11061
2012	No. of Vessels	588	288	48	39	86	45	52	8	1154
	GT	198	616	343	583	2391	1873	3351	1062	10417
2013	No. of Vessels	610	312	50	37	85	47	50	8	1199
	GT	204	655	357	541	2364	1965	3235	1062	10383
2014	No. of Vessels	612	317	51	34	84	50	48	8	1204
	GT	202	670	362	496	2322	2083	3112	1062	10309
2015	No. of Vessels	623	338	55	37	90	49	46	8	1246
	GT	201	714	392	544	2494	2031	2990	1142	10508
2016	No. of Vessels	638	358	58	38	94	56	50	9	1301
	GT	202	766	415	559	2609	2334	3305	1235	11425
2017	No. of Vessels	668	378	59	40	103	60	53	10	1371
	GT	212	812	429	584	2845	2505	3572	1393	12352
2018	No. of Vessels	681	376	69	40	104	69	51	10	1400
	GT	212	808	492	584	2863	2891	3440	1393	12683
2019	No. of Vessels	703	382	67	39	110	67	51	10	1429
	GT	219	814	474	573	3026	2807	3440	1393	12746
2020	No. of Vessels	717	393	73	38	111	69	51	11	1463
	GT	225	833	511	552	3065	2896	3419	1510	13011
2021	No. of Vessels	733	399	75	38	113	75	47	11	1491
	GT	228	839	513	552	3112	3171	3124	1456	12995
2022	No. of Vessels	748	398	76	39	116	84	46	13	1520
	GT	237	834	511	562	3190	3578	3046	1733	13691
2023	No. of Vessels	760	392	73	35	120	90	43	13	1526
	GT	242	820	488	507	3312	3816	2827	1733	13745
2024	No. of Vessels	780	395	74	36	115	91	42	12	1545
	GT	248	818	499	524	3189	3862	2746	1616	13503
2025	No. of Vessels	798	412	78	39	109	102	41	13	1592
	GT	254	853	531	573	3019	4353	2665	1775	14022

Source : D.G. Shipping, M/o Ports, Shipping & Waterways

Table 1.5
Trend of Indian Fleet - By Age of Vessels (as on 31st December)

Year	Item	Age Group (in Years)					Total
		Upto 5	6 - 10	11 - 15	16 - 20	Over 20	
		(' 000 GT)					
1995	No. of vessels	60	58	177	89	86	470
	GT	1194	897	2330	1417	1164	7002
1996	No. of vessels	57	43	192	90	102	484
	GT	942	921	2492	1305	1392	7052
1997	No. of vessels	53	45	172	96	110	476
	GT	742	987	2313	1371	1465	6878
1998	No. of vessels	53	57	144	103	127	484
	GT	708	1008	1941	1341	1787	6785
1999	No. of vessels	48	74	107	147	134	510
	GT	647	1358	1384	1861	1803	7053
2000	No. of vessels	57	84	72	181	155	549
	GT	425	1477	929	2358	1764	6953
2001	No. of vessels	60	80	59	195	163	557
	GT	458	1215	912	2517	1866	6968
2002	No. of vessels	84	84	88	174	187	617
	GT	487	766	1077	2024	1853	6207
2003	No. of vessels	74	85	94	162	210	625
	GT	712	726	1116	2023	2046	6623
2004	No. of vessels	77	89	102	135	266	669
	GT	834	808	1787	1906	2366	7701
2005	No. of vessels	103	93	101	125	299	721
	GT	1420	661	1468	1610	3084	8243
2006	No. of vessels	89	109	108	86	384	776
	GT	1607	636	1307	1142	3725	8417
2007	No. of vessels	126	120	113	92	399	850
	GT	1983	851	1330	1219	3647	9030
2008	No. of vessels	162	119	113	105	413	912
	GT	2458	916	1232	1029	3675	9310
2009	No. of vessels	194	126	113	112	429	974
	GT	2376	1209	1115	1109	3670	9479
2010	No. of vessels	225	120	121	128	446	1040
	GT	2917	1258	1110	1360	3520	10165
2011	No. of vessels	264	116	135	141	466	1122
	GT	2909	1840	1147	1530	3635	11061

Table 1.5 (Contd...)
Trend of Indian Fleet - By Age of Vessels (as on 31st December)

(' 000 GT)

Year	Item	Age Group (in Years)					Total
		Upto 5	6 - 10	11 - 15	16 - 20	Over 20	
2012	No. of vessels	295	138	137	135	449	1154
	GT	3149	2050	1061	1340	2817	10417
2013	No. of vessels	308	152	139	131	469	1199
	GT	3052	2000	1174	1233	2924	10383
2014	No. of vessels	281	174	137	133	479	1204
	GT	2487	2115	1493	1300	2914	10309
2015	No. of vessels	257	216	127	142	504	1246
	GT	2213	2383	1474	1238	3200	10508
2016	No. of vessels	231	249	129	167	525	1301
	GT	1875	2137	2027	1808	3578	11425
2017	No. of vessels	215	273	156	177	550	1371
	GT	1233	2903	2209	2226	3781	12352
2018	No. of vessels	159	309	179	180	573	1400
	GT	746	3113	2471	2385	3968	12683
2019	No. of vessels	153	293	212	180	591	1429
	GT	616	2807	2509	2711	4103	12746
2020	No. of vessels	141	258	262	170	632	1463
	GT	703	2366	2860	2640	4442	13011
2021	No. of vessels	133	238	295	172	653	1491
	GT	505	2175	2973	2941	4401	12995
2022	No. of vessels	132	200	308	208	672	1520
	GT	481	1526	3710	3359	4615	13691
2023	No. of vessels	117	157	318	240	694	1526
	GT	401	948	3763	3747	4886	13745
2024	No. of vessels	121	140	295	276	713	1545
	GT	281	706	3389	4025	5101	13503
2025	No. of vessels	129	131	261	327	744	1592
	GT	343	598	3071	4572	5438	14022

Source : D.G. Shipping, M/o Ports, Shipping & Waterways

Table 1.6

Indian Fleet-By Type and Size of Vessels (as on 31st December,2025)

Type/Size	Below 999	1000- 4999	5000- 9999	10000- 19999	20000- 34999	35000- 49999	50000- 84999	85000 above	Total
ACID CARRIERS									
NO	0	0	0	1	0	0	0	0	1
GT	0	0	0	11712	0	0	0	0	11712
AHTS									
NO	0	7	0	0	0	0	0	0	7
GT	0	13555	0	0	0	0	0	0	13555
ANCHOR HANDLING VESSEL									
NO	0	1	0	0	0	0	0	0	1
GT	0	1966	0	0	0	0	0	0	1966
BARGE									
NO	5	41	1	0	0	0	0	0	47
GT	2575	66845	5522	0	0	0	0	0	74942
BC									
NO	0	5	2	0	5	21	0	2	35
GT	0	13747	10386	0	142193	884568	0	185382	1236276
CELLULAR CONTAINER VESSEL									
NO	1	2	3	9	4	3	0	0	22
GT	756	9641	19359	139294	107544	117496	0	0	394090
CEMENT CARRIER									
NO	0	0	0	1	0	0	0	0	1
GT	0	0	0	14655	0	0	0	0	14655
CHEMICAL TANKER									

(Contd...)

Table 1.6

Indian Fleet-By Type and Size of Vessels (as on 31st December,2025)

Type/Size	Below 999	1000- 4999	5000- 9999	10000- 19999	20000- 34999	35000- 49999	50000- 84999	85000 above	Total
NO	0	0	1	2	4	0	0	0	7
GT	0	0	8545	28032	110473	0	0	0	147050
CONTAINER SHIP									
NO	0	0	2	2	6	4	0	0	14
GT	0	0	17031	36928	164651	150904	0	0	369514
CREW BOAT									
NO	11	0	0	0	0	0	0	0	11
GT	998	0	0	0	0	0	0	0	998
DREDGER									
NO	5	17	16	1	0	0	0	0	39
GT	2711	58361	113150	13551	0	0	0	0	187773
DRY CARGO BULK CARRIER									
NO	3	17	4	8	21	30	0	1	84
GT	1482	36437	22353	121314	613168	1247710	0	88397	2130861
DRY CARGO LINER									
NO	19	66	19	2	0	2	0	1	109
GT	9919	130091	117908	23996	0	87358	0	91651	460923
DUMB CRANE BARGE									
NO	1	0	0	0	0	0	0	0	1
GT	564	0	0	0	0	0	0	0	564
DUMB PONTOON BARGE									

(Contd...)

Table 1.6

Indian Fleet-By Type and Size of Vessels (as on 31st December,2025)

Type/Size	Below 999	1000- 4999	5000- 9999	10000- 19999	20000- 34999	35000- 49999	50000- 84999	85000 above	Total
NO	4	0	0	0	0	0	0	0	4
GT	2652	0	0	0	0	0	0	0	2652
ELECTRIC PROPULSION									
NO	0	4	0	0	0	0	0	0	4
GT	0	6595	0	0	0	0	0	0	6595
ETHYLENE GAS CARRIER									
NO	1	3	0	0	0	0	0	0	4
GT	466	8727	0	0	0	0	0	0	9193
FLOATING CRANE									
NO	0	1	0	0	0	0	0	0	1
GT	0	2148	0	0	0	0	0	0	2148
GAS CARRIER									
NO	0	0	0	0	1	13	0	0	14
GT	0	0	0	0	22943	616204	0	0	639147
GENERAL CARGO SHIP									
NO	1	13	4	1	0	0	0	0	19
GT	661	26705	25260	12993	0	0	0	0	65619
HOPPER DREDGER									
NO	0	1	3	1	0	0	0	0	5
GT	0	4337	24486	12030	0	0	0	0	40853
LPG CARRIERS									

(Contd...)

Table 1.6

Indian Fleet-By Type and Size of Vessels (as on 31st December,2025)

Type/Size	Below 999	1000- 4999	5000- 9999	10000- 19999	20000- 34999	35000- 49999	50000- 84999	85000 above	Total
NO	0	0	0	1	6	6	0	0	13
GT	0	0	0	10692	158851	278297	0	0	447840
LPG TANKER									
NO	0	0	0	0	2	2	0	0	4
GT	0	0	0	0	46006	93201	0	0	139207
MOTOR BOAT									
NO	2	0	0	0	0	0	0	0	2
GT	59	0	0	0	0	0	0	0	59
MOTOR LAUNCH									
NO	16	3	0	0	0	1	0	0	20
GT	664	4863	0	0	0	37847	0	0	43374
MOTOR SHIP									
NO	4	3	0	0	0	0	0	0	7
GT	1717	4765	0	0	0	0	0	0	6482
MOTOR TENDER									
NO	4	0	0	0	0	0	0	0	4
GT	332	0	0	0	0	0	0	0	332
MOTOR TUG									
NO	2	0	0	0	0	0	0	0	2
GT	531	0	0	0	0	0	0	0	531
MPSV									

(Contd...)

Table 1.6

Indian Fleet-By Type and Size of Vessels (as on 31st December,2025)

Type/Size	Below 999	1000- 4999	5000- 9999	10000- 19999	20000- 34999	35000- 49999	50000- 84999	85000 above	Total
NO	0	1	0	0	0	0	0	0	1
GT	0	1354	0	0	0	0	0	0	1354
MSV									
NO	2	0	0	0	0	0	0	0	2
GT	662	0	0	0	0	0	0	0	662
OFFSHORE SUPPLY VESSEL									
NO	50	86	1	0	0	0	0	0	137
GT	27557	166942	8763	0	0	0	0	0	203262
OFFSHORE SUPPORT VESSEL									
NO	1	5	0	0	0	0	0	1	7
GT	494	11142	0	0	0	0	0	117860	129496
OIL TANKER (CRUDE)									
NO	1	0	0	2	15	10	28	5	61
GT	40	0	0	37505	406259	422830	1837390	808989	3513013
OIL TANKER (PC)									
NO	13	17	8	2	44	8	13	3	108
GT	5884	27377	60024	35050	1215997	334402	827812	482645	2989191
ORE/OIL BULK CARRIERS									
NO	0	0	1	0	0	1	0	0	2
GT	0	0	8550	0	0	46789	0	0	55339
PASSENGER CUM CARGO									

(Contd...)

Table 1.6

Indian Fleet-By Type and Size of Vessels (as on 31st December,2025)

Type/Size	Below 999	1000- 4999	5000- 9999	10000- 19999	20000- 34999	35000- 49999	50000- 84999	85000 above	Total
NO	23	8	3	1	0	0	0	0	35
GT	6855	21989	23994	14239	0	0	0	0	67077
PASSENGER HIGH SPEED CRAFT									
NO	5	1	0	0	0	0	0	0	6
GT	1702	2252	0	0	0	0	0	0	3954
PASSENGER SERVICE									
NO	61	4	1	0	0	1	0	0	67
GT	12319	7514	5938	0	0	35143	0	0	60914
PASSENGER SHIP									
NO	1	0	1	0	0	0	0	0	2
GT	265	0	6828	0	0	0	0	0	7093
PASSENGER VESSEL									
NO	0	0	1	0	0	0	0	0	1
GT	0	0	6865	0	0	0	0	0	6865
PILOT BOAT									
NO	5	0	0	0	0	0	0	0	5
GT	459	0	0	0	0	0	0	0	459
PILOT VESSEL									
NO	1	0	0	0	0	0	0	0	1
GT	68	0	0	0	0	0	0	0	68
PLATFORM SUPPLY VESSEL									

(Contd...)

Table 1.6

Indian Fleet-By Type and Size of Vessels (as on 31st December,2025)

Type/Size	Below 999	1000- 4999	5000- 9999	10000- 19999	20000- 34999	35000- 49999	50000- 84999	85000 above	Total
NO	0	2	0	0	0	0	0	0	2
GT	0	7002	0	0	0	0	0	0	7002
PLEASURE CRAFT									
NO	7	0	0	0	0	0	0	0	7
GT	115	0	0	0	0	0	0	0	115
PORT TRUSTS & MARITIME BOARDS VESSEL									
NO	83	6	1	0	0	0	0	0	90
GT	21893	11350	9123	0	0	0	0	0	42366
RESEARCH									
NO	4	0	0	0	0	0	0	0	4
GT	1107	0	0	0	0	0	0	0	1107
RO - RO CONTAINER VESSELS									
NO	1	0	1	2	0	0	0	0	4
GT	956	0	6942	27394	0	0	0	0	35292
SPECIALISED VESSELS FOR OFFSHORE									
NO	16	15	2	2	0	0	0	0	35
GT	5711	43557	10928	22207	0	0	0	0	82403
SUPPLY SHIP									
NO	0	1	0	0	0	0	0	0	1
GT	0	1939	0	0	0	0	0	0	1939
SUPPLY VESSEL									

(Contd...)

Table 1.6

Indian Fleet-By Type and Size of Vessels (as on 31st December,2025)

Type/Size	Below 999	1000- 4999	5000- 9999	10000- 19999	20000- 34999	35000- 49999	50000- 84999	85000 above	Total
NO	4	44	2	1	1	0	0	0	52
GT	1473	91169	12829	11121	30628	0	0	0	147220
TUG									
NO	419	35	1	0	0	0	0	0	455
GT	136226	62688	5939	0	0	0	0	0	204853
UTILITY BOAT									
NO	1	0	0	0	0	0	0	0	1
GT	73	0	0	0	0	0	0	0	73
UTILITY CRAFT									
NO	2	2	0	0	0	0	0	0	4
GT	199	3987	0	0	0	0	0	0	4186
UTILITY VESSEL									
NO	17	0	0	0	0	0	0	0	17
GT	3765	0	0	0	0	0	0	0	3765
WELL STIMULATION VESSEL									
NO	0	1	0	0	0	0	0	0	1
GT	0	3753	0	0	0	0	0	0	3753
WORK BOAT									
NO	1	0	0	0	0	0	0	0	1
GT	63	0	0	0	0	0	0	0	63
YACHTS									

(Contd...)

Table 1.6

Indian Fleet-By Type and Size of Vessels (as on 31st December,2025)

Type/Size	Below 999	1000- 4999	5000- 9999	10000- 19999	20000- 34999	35000- 49999	50000- 84999	85000 above	Total
NO	1	0	0	0	0	0	0	0	1
GT	22	0	0	0	0	0	0	0	22
TOTAL									
NO	798	412	78	39	109	102	41	13	1592
GRT	253995	852798	530723	572713	3018713	4352749	2665202	1774924	14021817

Table 1.7

Indian Fleet-By Type and Age of Vessels (as on 31st December,2025)

Type/Age	Upto 5 Yrs.	6-10 Yrs	11-15 Yrs	16-20 Yrs	Above 20 Yrs	Total
ACID CARRIERS						
NO	0	0	0	0	1	1
GT	0	0	0	0	11712	11712
AHTS						
NO	0	1	3	1	2	7
GT	0	2313	5415	1966	3861	13555
ANCHOR HANDLING VESSEL						
NO	0	0	0	1	0	1
GT	0	0	0	1966	0	1966
BARGE						
NO	7	2	28	7	3	47
GT	8298	5604	45563	10399	5078	74942
BC						
NO	0	7	14	8	6	35
GT	0	226531	527281	247916	234548	1236276
CELLULAR CONTAINER VESSEL						
NO	0	0	1	0	21	22
GT	0	0	756	0	393334	394090
CEMENT CARRIER						
NO	1	0	0	0	0	1
GT	14655	0	0	0	0	14655
CHEMICAL TANKER						
NO	0	1	1	3	2	7
GT	0	29967	11246	67886	37951	147050
CONTAINER SHIP						
NO	0	0	4	7	3	14
GT	0	0	110518	202836	56160	369514
CREW BOAT						
NO	1	2	4	2	2	11
GT	169	188	243	133	265	998

(Contd...)

Table 1.7

Indian Fleet-By Type and Age of Vessels (as on 31st December,2025)

Type/Age	Upto 5 Yrs.	6-10 Yrs	11-15 Yrs	16-20 Yrs	Above 20 Yrs	Total
DREDGER						
NO	0	1	4	10	24	39
GT	0	13551	21405	55800	97017	187773
DRY CARGO BULK CARRIER						
NO	2	1	27	13	41	84
GT	50510	5265	792394	483193	799499	2130861
DRY CARGO LINER						
NO	13	0	6	10	80	109
GT	75330	0	10448	118603	256542	460923
DUMB CRANE BARGE						
NO	1	0	0	0	0	1
GT	564	0	0	0	0	564
DUMB PONTOON BARGE						
NO	4	0	0	0	0	4
GT	2652	0	0	0	0	2652
ELECTRIC PROPULSION						
NO	0	0	3	1	0	4
GT	0	0	5500	1095	0	6595
ETHYLENE GAS CARRIER						
NO	0	0	1	0	3	4
GT	0	0	466	0	8727	9193
FLOATING CRANE						
NO	0	0	1	0	0	1
GT	0	0	2148	0	0	2148
GAS CARRIER						
NO	0	1	2	9	2	14
GT	0	46789	94010	428899	69449	639147
GENERAL CARGO SHIP						
NO	8	6	2	0	3	19
GT	21296	15423	2502	0	26398	65619

(Contd...)

Table 1.7

Indian Fleet-By Type and Age of Vessels (as on 31st December,2025)

Type/Age	Upto 5 Yrs.	6-10 Yrs	11-15 Yrs	16-20 Yrs	Above 20 Yrs	Total
HOPPER DREDGER						
NO	0	2	0	1	2	5
GT	0	16581	0	4337	19935	40853
LPG CARRIERS						
NO	0	0	1	5	7	13
GT	0	0	45812	211853	190175	447840
LPG TANKER						
NO	0	0	1	3	0	4
GT	0	0	45815	93392	0	139207
MOTOR BOAT						
NO	0	2	0	0	0	2
GT	0	59	0	0	0	59
MOTOR LAUNCH						
NO	0	4	10	5	1	20
GT	0	2618	2762	147	37847	43374
MOTOR SHIP						
NO	3	3	0	1	0	7
GT	1436	4115	0	931	0	6482
MOTOR TENDER						
NO	0	2	2	0	0	4
GT	0	182	150	0	0	332
MOTOR TUG						
NO	0	1	1	0	0	2
GT	0	160	371	0	0	531
MPSV						
NO	0	0	1	0	0	1
GT	0	0	1354	0	0	1354
MSV						
NO	0	0	1	0	1	2
GT	0	0	320	0	342	662

(Contd...)

Table 1.7

Indian Fleet-By Type and Age of Vessels (as on 31st December,2025)

Type/Age	Upto 5 Yrs.	6-10 Yrs	11-15 Yrs	16-20 Yrs	Above 20 Yrs	Total
OFFSHORE SUPPLY VESSEL						
NO	2	6	27	31	71	137
GT	1576	14218	51829	58779	76860	203262
OFFSHORE SUPPORT VESSEL						
NO	2	0	1	2	2	7
GT	119820	0	2937	2309	4430	129496
OIL TANKER (CRUDE)						
NO	0	1	14	13	33	61
GT	0	165319	732991	1089019	1525684	3513013
OIL TANKER (PC)						
NO	10	2	11	30	55	108
GT	8668	3506	433992	1309439	1233586	2989191
ORE/OIL BULK CARRIERS						
NO	0	0	0	2	0	2
GT	0	0	0	55339	0	55339
PASSENGER CUM CARGO						
NO	1	0	2	12	20	35
GT	6829	0	11664	14616	33968	67077
PASSENGER HIGH SPEED CRAFT						
NO	3	0	0	1	2	6
GT	978	0	0	275	2701	3954
PASSENGER SERVICE						
NO	2	2	2	20	41	67
GT	191	6256	2566	3258	48643	60914
PASSENGER SHIP						
NO	1	0	0	0	1	2
GT	6828	0	0	0	265	7093
PASSENGER VESSEL						
NO	0	0	0	0	1	1
GT	0	0	0	0	6865	6865

(Contd...)

Table 1.7

Indian Fleet-By Type and Age of Vessels (as on 31st December,2025)

Type/Age	Upto 5 Yrs.	6-10 Yrs	11-15 Yrs	16-20 Yrs	Above 20 Yrs	Total
PILOT BOAT						
NO	5	0	0	0	0	5
GT	459	0	0	0	0	459
PILOT VESSEL						
NO	1	0	0	0	0	1
GT	68	0	0	0	0	68
PLATFORM SUPPLY VESSEL						
NO	0	1	1	0	0	2
GT	0	3535	3467	0	0	7002
PLEASURE CRAFT						
NO	3	2	1	1	0	7
GT	45	32	28	10	0	115
PORT TRUSTS & MARITIME BOARDS VESSEL						
NO	0	2	6	7	75	90
GT	0	534	1609	1844	38379	42366
RESEARCH						
NO	2	1	0	0	1	4
GT	554	497	0	0	56	1107
RO - RO CONTAINER VESSELS						
NO	0	0	0	0	4	4
GT	0	0	0	0	35292	35292
SPECIALISED VESSELS FOR OFFSHORE						
NO	0	1	0	2	32	35
GT	0	70	0	6077	76256	82403
SUPPLY SHIP						
NO	0	0	0	1	0	1
GT	0	0	0	1939	0	1939
SUPPLY VESSEL						
NO	4	3	7	25	13	52
GT	5700	7660	48447	47856	37557	147220

(Contd...)

Table 1.7

Indian Fleet-By Type and Age of Vessels (as on 31st December,2025)

Type/Age	Upto 5 Yrs.	6-10 Yrs	11-15 Yrs	16-20 Yrs	Above 20 Yrs	Total
TUG						
NO	52	66	63	90	184	455
GT	15857	25448	52413	48865	62270	204853
UTILITY BOAT						
NO	0	1	0	0	0	1
GT	0	73	0	0	0	73
UTILITY CRAFT						
NO	0	1	1	0	2	4
GT	0	16	1787	0	2383	4186
UTILITY VESSEL						
NO	1	5	6	3	2	17
GT	200	1662	809	656	438	3765
WELL STIMULATION VESSEL						
NO	0	0	0	0	1	1
GT	0	0	0	0	3753	3753
WORK BOAT						
NO	0	1	0	0	0	1
GT	0	63	0	0	0	63
YACHTS						
NO	0	0	1	0	0	1
GT	0	0	22	0	0	22
TOTAL						
NO	129	131	261	327	744	1592
GRT	342683	598235	3071040	4571633	5438226	14021817

Table 1.8**Indian Fleet-By Age and Size Vessels (as on 31st December,2025)**

Age/Size	Below 999	1000- 4999	5000- 9999	10000- 19999	20000- 34999	35000- 49999	50000- 84999	85000 above	Total
Upto 5 Yrs.									
NO	86	22	18	1	0	1	0	1	129
GT	26140	32676	106106	14655	0	45246	0	117860	342683
6 to 10 Yrs.									
NO	92	26	4	1	1	6	0	1	131
GT	29912	65426	27784	13551	29967	266276	0	165319	598235
11 to 15 Yrs.									
NO	92	97	7	4	21	27	11	2	261
GT	29304	186927	47324	62936	636311	1189403	733453	185382	3071040
16 to 20 Yrs.									
NO	139	90	16	2	23	41	8	8	327
GT	42818	194890	119934	33790	650486	1780232	534771	1214712	4571633
Above 20 Yrs.									
NO	389	177	33	31	64	27	22	1	744
GT	125821	372879	229575	447781	1701949	1071592	1396978	91651	5438226
Total									
NO	798	412	78	39	109	102	41	13	1592
GT	253995	852798	530723	572713	3018713	4352749	2665202	1774924	14021817

Table 1.9**Indian Shipping companies registered (as on 31st December,2025)**

SL No	Name of the Company	No of Vessels	Total GT	Total DWT
1	A.K. SHIP MGMT.& SERVICES	3	1087	337
2	A.K. SHIPPING PVT LTD.	2	4920	5984
3	AASHI RESORTS P. LTD.	1	451	40
4	ABB SHIP MANAGEMENT P. LTD.	1	396	280
5	ABS MARINE SERVICES PVT. LTD.	4	256	83
6	ABYSS OFFSHORE MUMBAI	1	78	0
7	ACADEMY OF MARINE EDUCATION & TRAINING	1	16546	0
8	ACS MARINE SERVICES P.LTD.	1	38888	74005
9	ADANI BUNKERING PVT LTD	1	2095	3116
10	ADANI HARBOUR SERVICES P. LTD.	32	13819	5033
11	ADANI VIZHINJAM PORT P. LTD.	4	1980	1254
12	ADCI OFFSHORE P. LTD.	1	2838	2611
13	ADEL SHIPPING & LOGISTICS LTD.	2	972	252
14	ADEL SHIPPING LTD.	1	94	14
15	ADMN. OF U.T. OF LAKSHSDWEEP	22	40597	10305
16	ADSUN OFFSHORE DIVING CONTRACTORS PVT. LTD.	1	1329	1545
17	ADYA PRASAD MISHRA	1	250	195
18	AFCONS INFRASTRUCTURE LTD.	1	130	0
19	AFFABLE FISHERIES PVT. LTD.	1	281	0
20	AGASTA MARINE INFRATECH P. LTD.	1	97	0
21	AHILIBAI SARDESAI MINING & EARTHMOVING	1	2257	0
22	AJWA LOGISTICS PVT. LTD.	3	385	68
23	AKURATHI SUDHAKAR, VISAKHAPATNAM, A.P.	1	1119	2072
24	ALANG MARITIME LTD.	1	305	116
25	ALBATROSS SH. LTD.	1	273	214
26	ALBATROSS SHIPPING AGENCIES	4	4312	5200
27	ALISHA A & BEGUM H	2	933	325
28	ALLIANZ OFFSHORE SERVICES PVT. LTD.	2	3859	4489
29	ALPHARD MARITIME PVT LTD	2	2680	3188
30	ALPHARD VENTURES PVT LTD	2	4876	5443
31	AMAZE MARINE SERVICES	1	140	76
32	AMAZE MARITIME SERVICES P. LTD.	1	163	107
33	AMBUJA SHIPPING SERVICE LTD.	11	41470	57254
34	AMIC TECHNOCONS LTD.	1	199	350
35	AMIT SHIP MANAGEMENT LTD.	2	764	0

(Contd...)

Table 1.9

Indian Shipping companies registered (as on 31st December,2025)

SL No	Name of the Company	No of Vessels	Total GT	Total DWT
36	AMMA LINES LTD.	1	11625	16500
37	AMNS PORTS INDIA LTD	1	492	293
38	AMNS SHIPPING & LOGISTICS P.LTD.	5	107725	187494
39	AMRO MARINE	1	233	79
40	ANDAMAN & NICOBAR ADMINISTRATION	13	33532	9315
41	ANDAMAN LAKSHADWEEP ADMINISTRATION	2	671	157
42	ANDAMAN LAKSHWADEEP HARBOUR WORKS	1	469	0
43	ANGRIYA SEA EAGLE P. LTD.	1	6865	1508
44	ANJAN SHIPPING PVT. LTD.	1	382	112
45	APCO INFRATECH P. LTD.	4	527	398
46	APEEJAY CHARTER PVT. LTD	1	39	0
47	APEEJAY SHIPPING LTD.	10	390531	740354
48	AQUA NOMAD P. LTD.	1	20	0
49	AQUARIS SHIPYARD P. LTD.	1	16	0
50	ARC MARINE PVT LTD	4	1835	1961
51	ARC OFFSHORE (I) P.LTD.	2	659	0
52	ARCADIA LOGISTICS LTD, JAMNAGAR	1	686	0
53	ARCELORMITAL NIPPON STEEL INDIA LTD.	3	14170	18622
54	ARDESHIR & CURSETJEE LTD.	2	207	0
55	ARKAY LOGISTICS LTD.	3	2191	2424
56	ARKEY SEA LOGISTICS LTD.	1	1478	0
57	ARVIND & CO. SHIPPING AGENCIES P.LTD.	1	646	0
58	ARYA NAUTICA P. LTD.	1	21142	31069
59	ARYA SHIP CHARTERES PVT. LTD	3	144100	261959
60	ARYA TANKERS PVT. LTD.	4	103436	161618
61	ASIAN MARINE SUPPLIER	1	104	0
62	ASIANOL SHIPPING LTD.	1	1624	2908
63	ASK TANKER (INDIA) P.LTD.	1	1405	1904
64	ASM SHIPPING LTD.	1	18101	30990
65	ASSOCIATED MARITIME PVT. LTD.	1	1090	2052
66	ATLANTIC SHIPPING PVT. LTD	1	2814	3617
67	ATLAS OFFSHORE SERVICES PVT. LTD.	1	297	1018
68	AVATAR PETROCHEMICALS PVT LTD	1	202	303
69	AVM MARINE LLP	1	107	69
70	AYSHA SHIPPING COMPANY, A&N ISLANDS	1	320	0

(Contd...)

Table 1.9**Indian Shipping companies registered (as on 31st December,2025)**

SL No	Name of the Company	No of Vessels	Total GT	Total DWT
71	B.DEVCHAND & SONS SHIPPING P. LTD	1	1395	2200
72	B.G. SHIKRE CONSTRUCTION TECHNOLOGY P. LTD	2	91966	168095
73	BAKER HUGHES OILFIELD SERVICES INDIA PVT. LTD.	1	3753	0
74	BALLAST HAM DREDGING INDIA PVT LTD.	1	467	0
75	BANGAR SHIPPING & LOGISTICS	1	4317	4497
76	BAPUS SHIPPING JAMNAGAR PVT. LTD.	5	2501	2267
77	BARGE WORKS PVT LTD, MUMBAI	1	275	0
78	BEDI SHIPPING LTD.	1	564	0
79	BHAMBHANI SHIPPING PVT. LTD.	2	2838	4175
80	BHARAT CHEMICAL	2	2399	2916
81	BHARAT HOTEL LTD	1	37	0
82	BHARAT MARINES CO. INDIA LTD CHENNAI	1	6013	8447
83	BHARATI MARITIME SERVICES PVT. LTD.	2	926	1116
84	BHOIR SAND & ALLIED INDUS. PVT. LTD.	2	461	0
85	BLUE OCEAN SEA TRANSPORT LTD	1	396	596
86	BLUEFIN MARINE INDUSTRIES	1	108	0
87	BOMBAY MARINE ENGG. WORKS LTD.	1	499	700
88	BOTHRA SHIPPING SERVICES PVT. LTD.	1	2527	4500
89	BSA MARINE SERVICES	1	372	211
90	BULK TAINER SHIPPING LTD.	2	7944	9124
91	BW GLOBAL UNITED LPG INDIA P. LTD.	8	378914	449464
92	Balakrishna Saboo, Mr. Rakesh Barai, Mr. Bhupendrasih Jadeja, Mr. Hiren Joshi, Mr. Vijay Narang	1	336	0
93	CAN OFF-SHORE PVT. LTD.	9	2384	1047
94	CANARA MOTOR LAUNCH SERVICES	1	70	0
95	CAPSTAN MARINE SERVICES PVT. LTD.	1	184	163
96	CASTLE SHIPS PVT. LTD.	7	154649	208065
97	CDR ABHILASH TOMY	1	16	0
98	CHAMBAL FERTILIZERS & CHEMICAL	2	112124	201913
99	CHEMPLAST SANMAR LIMITED, CHENNAI	2	742	396
100	CHENNAI PORT TRUST	12	7077	0
101	CHOWGULE & COMPANY PVT. LTD.	3	2709	3154
102	CHOWGULE LAVGAN SHIPREPAIR PVT LTD	2	852	1278
103	CHOWGULE STEAMSHIPS CO. LTD.	1	19785	32080
104	CMA CGM SHIPPING INDIA IFSC PVT LTD	4	128043	155803
105	COAST LINE SERVICES (INDIA) PVT. LTD.	2	2710	4299

(Contd...)

Table 1.9**Indian Shipping companies registered (as on 31st December,2025)**

SL No	Name of the Company	No of Vessels	Total GT	Total DWT
106	COASTAL MARINE CONSTRUCTION & ENGG. LTD.	7	8523	5913
107	COASTAL SEAWAYS (ISLAND) PVT. LTD.	1	255	50
108	COCHIN PORT TRUST	5	3954	2308
109	CONTINENTAL RADIANCE OFFSHORE LTD	2	4602	3366
110	COUNCIL OF SCIENTIFIC & INDUSTR. RESEARCH	1	2661	800
111	CPT PROJECTS P.LTD.	1	2177	3244
112	CRAFTWAY ENGINEERS LTD.	2	144	0
113	CREATIVE GAMING SOLUTIONS PVT. LTD.	1	2544	0
114	CREATIVES MARITIME SERVICES LLP	1	1592	1624
115	CROWN MARITIME CO. LTD.	1	264	0
116	CRYSTAL SHIPPING	1	172	51
117	D.G.LIGHT HOUSES & LIGHTSHIPS	3	5823	3083
118	DAMANIA SHIPPING LTD.	1	481	45
119	DAMODAR MARINE SERVICE	1	487	737
120	DANIEL ENG. WORKS & SHIP REPAIRS	1	850	1000
121	DEENDAYAL PORT TRUST	4	806	385
122	DELMAR OFFSHORE SERVICES P. LTD.	2	258	176
123	DELTA MARITME & INDUS. SKILL TRNG INST. P. LTD	3	1153	1025
124	DEPARTMENT OF OCEAN DEVELOPMENT	3	4582	1605
125	DEPT. OF ANIMAL HUSBANDRY & DAIRYING	1	785	0
126	DESHPRABHU RESOURCES, GOA	1	1320	0
127	DHARMADI SATYAM & SONS	1	97	0
128	DHARTI DREDGING & INFRA. LTD.	1	259	281
129	DINESH CHANDRA R. AGARWAL INFRACON P. LTD.	1	467	315
130	DIPLOMAT MARINE	1	1221	1149
131	DIR. OF PORTS, THIRUANANTHAPURAM	1	157	113
132	DIR. OF SHIPPING SERVICES, PORT BLAIR	1	124	9
133	DIRECTOR OF SHIPPING SERVICES, A&N	5	15397	2682
134	DIRECTOR TOURISM	1	823	163
135	DOEHLE DANUATIC (I) PVT. LTD.	1	28226	45999
136	DOLPHIN OFFSHORE LTD.	7	2254	1377
137	DREAM MARINE P. LTD.	1	1359	2000
138	DREDGING CORPORATION OF INDIA LTD.	17	84918	60372
139	DUKE OFFSHORE LTD.	1	111	0
140	DUMPA BRAHMA REDDY, GOSALA NAGENDRA VIJAY KUMAR, MRS. PYDA SWAPNA, MR. MADINEEDI NARENDRA	1	144	0

(Contd...)

Table 1.9

Indian Shipping companies registered (as on 31st December,2025)

SL No	Name of the Company	No of Vessels	Total GT	Total DWT
141	E.N. PVT. LTD.	2	148	0
142	EASTERN BULK CO.LTD.	1	2612	3578
143	EASTERN NAVIGATION PVT. LTD.	5	476	258
144	ELEKTRONIK LAB	1	931	0
145	ELLON HINENGO LTD.	5	4274	7772
146	EMERALD SEAWAYS	1	197	0
147	EPSOM SHIPPING (I)PVT LTD.	2	5462	5841
148	EROS SEA LOGISTICS PVT. LTD.	1	5222	8184
149	ESSAR BULK TERMINALS LTD	1	4382	5236
150	ESSAR CONSTRUCTION (INDIA) LIMITED	1	97	136
151	ESSAR SHIPPING LTD.	6	95920	170801
152	ETERNAL OFFSHORE SERVICES	1	154	0
153	EVERETT (INDIA) PVT. LTD	1	2305	3388
154	EVERSUN SPARKLE	1	262	78
155	FAIRMACS TRADING COMPANY PVT. LTD.	1	467	315
156	FARWAY BARGE OPERATIONS P. LTD.	1	1594	2048
157	FELICITA SHIPPING SERVICES PVT LTD	1	326	108
158	FINOLEX INDUSTRIES LTD.	1	204	144
159	FIVE STAR BULK CARRIERS PVT LTD	3	167214	152842
160	FLAGSHIP MARINE INDIA PVT. LTD.	2	2483	2000
161	FOMENTO RESOURCES PVT. LTD	1	2148	0
162	FORESEE SHIP MGT. P. LTD.	1	37847	72400
163	FUGRO SURVEY (I) PVT. LTD.	1	494	509
164	GAJA MARINE PVT. LTD.	1	187	114
165	GAL OFFSHORE SHIPPING CO. LTD.	1	640	0
166	GARUDA CARRIERS & SHIPPING(P) LTD.	3	4593	7636
167	GATI COAST TO COAST	2	10086	12763
168	GATI LTD	2	11422	15541
169	GAUTAM FREIGHT LTD.	3	7342	9205
170	GENERAL MARINE SERVICES	1	252	0
171	GENESIS PETROCHEMICALS & LOGISTICS P. LTD	2	2627	1710
172	GEOLOGICAL SURVEY OF INDIA LTD.	4	9493	5694
173	GLOBAL CAMBAYMARINE SERVICE P.LTD.	2	678	292
174	GLOBAL MARITIME SERVICES	1	1874	2709
175	GLOBAL OFFSHORE SERVICES LTD	4	7633	9969

(Contd...)

Table 1.9

Indian Shipping companies registered (as on 31st December,2025)

SL No	Name of the Company	No of Vessels	Total GT	Total DWT
176	GLORY SHIP MANAGEMENT PVT. LTD.	8	5607	4926
177	GOA COASTAL RESORTS & RECREATION PVT. LTD.	1	3546	320
178	GOA GULF CLUB PVT. LTD.	1	2394	0
179	GODREJ & BOYCE MFG. LTD.	1	22	4
180	GOOD EARTH MARITIME LTD.	1	31734	55882
181	GOVERNMENT OF KERALA	1	402	0
182	GREAT EASTERN SHIPPING CO. LTD.	39	1784859	2897304
183	GREAT OFFSHORE LTD.	13	21739	24684
184	GREAT SEA SHIPPING (P) LTD.	1	756	1000
185	GREAT SHIP (INDIA) LTD.	16	39060	32908
186	GREAT UNITED ENERGY PVT. LTD.	1	2145	0
187	GREEN OCEAN SEAWAYS LTD.	2	608	132
188	GREENWICH SHIPPING	1	1484	2287
189	GU CRUDE CARRIERS PVT. LTD	1	14655	22701
190	GUJARAT ADANI PORT	2	472	35
191	GUJARAT MARITIME BOARD LTD.	18	2753	194
192	HABIB JAHIRHUSSAIN BHAGAD, SALAYA	1	66	0
193	HAL OFFSHORE LTD	1	1085	832
194	HAUERS LINES LTD.	1	298	957
195	HEDE FERROMINAS(P) LTD.	2	1332	1686
196	HIND OFFSHORE	8	8652	8216
197	HOLLY OFFSHORE LOGISTICS	1	223	0
198	HOTEL LEELA VENTURE LTD	1	722	0
199	I MARINE INFRATECH (I) PVT. LTD.	3	700	180
200	IGOPL OFFSHORE PVT. LTD.	1	3700	1909
201	IMPERIAL CLASSIC SHIPPING LTD.	1	1359	0
202	IN MACHINERIES & EQUIPMENTS P. LTD.	1	69	23
203	INDIAN OCEAN SHIPPING PVT. LTD.	2	50306	78425
204	INDIAN ROADLINES	1	197	118
205	INDUS MARINE PVT. LTD	1	129	0
206	INLAND MARINE AND OFFSHORE COMPLEX PVT LTD	1	75	0
207	INTEGRITY SHIPS PVT. LTD	1	5973	10314
208	INTERNATIONAL SEAPORT DREDGING PVT LTD.	1	7905	12948
209	ISPAT INDUSTRIES LTD	2	17411	29212
210	ITT LINES PVT. LTD	2	3588	4676

(Contd...)

Table 1.9

Indian Shipping companies registered (as on 31st December,2025)

SL No	Name of the Company	No of Vessels	Total GT	Total DWT
211	ITT SHIPPING PVT. LTD.	4	5151	5672
212	J.D. LOGISTICS	1	79	0
213	J.M. BAXI HEAVY P.LTD.	2	446	310
214	JADWET TRADING COMPANY	1	40	0
215	JAISU SHIPPING CO. LTD.	10	18652	8758
216	JAL KUMUD SHIPPING IFSC P. LTD.	2	56676	102914
217	JAWAHARLAL NEHRU PORT TRUST	7	1114	0
218	JAYDEEP ASSOCIATE PVT LTD GUJARAT	3	3930	4776
219	JAYESH SHIPPING PVT LTD.	4	3534	3297
220	JINDAL ITF LTD.	16	57823	101956
221	JINDAL WATERWAYS LTD.	5	31456	30169
222	JMD SHIPPING SERVICES	1	41	0
223	JS MARINE SERVICES PVT LTD, LUCKNOW	1	56	0
224	JSW JAIGARH PORT LTD.	6	17197	24719
225	JSW SHIPPING & LOGISTICS PVT. LTD.	13	75923	104537
226	Jal Kukud Shipping Hsc Pvt Ltd	1	45246	53181
227	K LINE (INDIA) SHIPPING PVT. LTD.	1	33096	58849
228	K SHIP MGMT & SERVICES	1	432	0
229	K. RAGHU PATHI RAO (RAGHU)	1	65	0
230	K.B. SHIPPING CO.	1	108	162
231	K.C.MARITIME (I) LTD.	1	16102	27238
232	K.DESAI & COMPANY	1	181	0
233	K.G. OFFSHORE SERVICES PVT. LTD.	3	735	138
234	KANDLA PORT TRUST	10	1680	533
235	KAPSONS PROMOTERS PVT LTD	1	188	100
236	KB SHIPPING & COMPANY	2	1249	0
237	KEI-RSOS MARITIME LTD.	13	5085	3124
238	KHATTAR MARINE SERVICES P. LTD.	1	330	216
239	KHATTAR MARINE SERVICES PVT. LTD.	1	342	105
240	KHODIYAR TRADING	1	994	1274
241	KIN-SHIP SERVICES PVT. LTD.	1	4317	4499
242	KMEW OFFSHORE PVT. LTD.	1	113	15
243	KNK SHIP MANAGEMENT	5	2443	1140
244	KOLKATTA PORT TRUST	12	16329	11742
245	KONDO SYOKAI LEISURE INDIA PVT	1	21	6

(Contd...)

Table 1.9

Indian Shipping companies registered (as on 31st December,2025)

SL No	Name of the Company	No of Vessels	Total GT	Total DWT
246	KRISHNA MARITECH	1	3133	4354
247	KSINC	2	1395	1400
248	KSINC LTD.	1	1119	0
249	L & T SAPURA SHIPPING PVT. LTD.	1	30628	0
250	LAKSHADWEEP DEVELOPMENT CORPN. LTD.	2	964	387
251	LAKSHADWEEP HARBOUR WORKS	1	75	0
252	LEWEK ALTER SHIPPING	2	6216	0
253	LIBRAA SHIP MGT. P. LTD.	1	186	284
254	LIBRUS ENERGY & INFRA. P.LTD.	1	1808	1505
255	LILY MARITIME LTD.	2	3391	2889
256	LMCS MARITIME PVT. LTD.	1	78845	150709
257	M. GANGADHAR RAO	1	36	0
258	M. PALLONJI LOGISTICS PVT. LTD.	2	3911	4946
259	M. PALLONJI SHIPPING PVT. LTD.	2	30739	51112
260	M.P. RECYCLING CO. PVT. LTD.	1	20378	29990
261	M/ S SAVANNAH OFFSHORE LOGISTICS PVT. LTD	2	777	880
262	M/S ANTON ENGINEERING	1	932	0
263	M2M Ferries Pvt Ltd	1	2252	3945
264	MAERSK BHARAT IFSC PVT LTD	2	39253	52483
265	MAHESH ENTER.& INFRA INDIA P. LTD.	1	18	0
266	MAHESH SHIPPING & TRAVELS P. LTD.	1	250	270
267	MAHI MARINE PVT. LTD.	4	136604	171355
268	MAJESTIC MARINE CHARTERS PVT LTD GOA	2	2522	3773
269	MAK LOGISTICS PVT. LTD.	6	4038	4200
270	MANNA SHIPPING & LOGISTICS P.LTD.	3	6144	6244
271	MARIA OFFSHORE INTERNATIONAL LLP	1	1079	880
272	MARIA SHIPPING PVT LTD	1	29348	46616
273	MARINE BLUE SHIPPING	1	708	0
274	MARINE INFRASTRUCTURE LTD.	1	2148	0
275	MARITIME NEXUS SHIPPING PVT LTD	1	2117	3034
276	MAT MARINE SERVICES P. LTD.	14	2613	1216
277	MAYA MARINE & LOGISTICS	1	113	0
278	MEENAKSHI FISHING & TRADING CO.	1	6209	0
279	MERCATOR LINES LTD.	21	636891	1083678
280	MIDAS TANKERS P. LTD.	1	21165	33540

(Contd...)

Table 1.9**Indian Shipping companies registered (as on 31st December,2025)**

SL No	Name of the Company	No of Vessels	Total GT	Total DWT
281	MINISTRY OF EARTH SCIENCES	2	993	326
282	MODEST INFRASTRUCTURE LTD.	1	1226	0
283	MODEST OFFSHORE SERVICES LTD.	1	66	0
284	MOHAMMED REFIQUE, A&N ISLANDS	1	342	0
285	MORMUGAO PORT TRUST	2	230	0
286	MP OFFSHORE PVT. LTD	1	2152	3321
287	MR. BUDUR REDDY, MS.BUDUR VASUNDHARA,MS. BUDUR JAHNAVI	1	158	107
288	MR. JEETENDRA RAMAWADHI MISRA	1	431	0
289	MR. JEETENDRA RAMAWADHI MISRA & MR. KAMALAPRASAD	2	892	0
290	MR. PRABHAKAR NARAYAN SAWATN, PROPERIETOR OF MANDOVI DRYDOCKS	1	614	0
291	MR. RAJEN P. SHAH	1	10	0
292	MRS. HEMA KUMAR, MR. TEJ SINGH RATHORE, MR. K.S. MAHESHWAR	1	197	0
293	MRS. ISHRAT JAHAN W/O MR. RIAZ KHAN	1	140	15
294	MUKTINATH MARITME PVT LTD	1	373	0
295	MUMBAI PORT TRUST	3	126	0
296	MUNAF ABDULLA BHAYA, SALAYA	1	1510	0
297	MUNDRA PORT AND SPECIAL ECONOMIC ZONE LTD	2	5648	1297
298	MUSTAN TAHDERBHAI KHANBHAI	1	1310	1817
299	Mathew Meenathethil George	1	322	500
300	MoI SHIPPING IFSC PVT LTD	3	141015	176433
301	Mr. Bipin Kumar Singh, Mr. Dhruvin manish Shah, Mr. Anil Kumar, Mr. Jainil Rajesh Shah	1	91	0
302	N.M. ENTERPRISES	1	51	0
303	N.S. GUZDER & COMPANY LTD.	1	498	0
304	NATIONAL INSTITUTE OF OCEAN TECHNOLOGY	3	10081	1607
305	NATIONAL INSTITUTE OF OCEANOGRAPHY	1	709	297
306	NATWAR PAREKH INDUSTRIES	1	956	1386
307	NAVAYUGA ENGINEERING CO. LTD	3	17317	22858
308	NAVYA SHIPPING SERVICES LTD	2	3580	5553
309	NETINCON LOGISTICS PVT. LTD	4	10557	14700
310	NEW ERA SHIPPING LTD. GOA	2	3186	4320
311	NEW MANGALORE PORT TRUST	2	733	147
312	NIKHIL KUMAR DHALI	1	189	0
313	NSS SHIPPING PVT. LTD.	2	3385	5879

(Contd...)

Table 1.9

Indian Shipping companies registered (as on 31st December,2025)

SL No	Name of the Company	No of Vessels	Total GT	Total DWT
314	OCEAN DIVING CENTRE LTD	1	380	593
315	OCEAN SPARKLE LTD.	66	30018	12050
316	OCEANDEEP ENERGIES P.LTD.	1	3583	3878
317	OFF - TECH INC, KOLKATA	1	114	0
318	OIL & NATURAL GAS COMM. LTD.	18	60023	44172
319	OM FREIGHT FORWARDERS PVT LTD	1	7823	10320
320	ORIENT EXPRESS SHIP MANAGEMENT	2	25544	34309
321	ORINOCO SHIP MGT. P.LTD.	1	253	271
322	ORION AGENCIES LTD.	2	1261	1856
323	ORION MARITIME PVT. LTD.	2	598	533
324	ORION OFFSHORE SERVICES PVT LTD.	2	611	513
325	ORISSA STEVEDORES LTD.	2	691	711
326	Ozeevo Shipping IFSC Pvt Ltd	2	57438	98469
327	P. SURYA RAO	1	59	0
328	PADMANABHA SHIPPING P.LTD.	1	1592	2169
329	PANBULK SHIPPING (INDIA) IFSC P. LTD.	1	40002	76016
330	PARADIP PORT TRUST	1	284	691
331	PARKKOT MARITIME AGENCIES	2	2190	0
332	PCL SHIPPING PVT. LTD	2	39228	75663
333	PEARL SHIPS LTD.	1	23797	39316
334	PFS SHIPPING INDIA LTD.	2	70001	132142
335	PIDILITE IND. LTD.	1	45	14
336	PILLONJI LOGISTICS LTD.	10	15716	56492
337	POLESTAR MARITIME LTD.	19	7098	3305
338	POOMPUHAR SHIPPING COPN. LTD.	2	55985	79975
339	POONAM SANTOSH DARNE	1	13	0
340	PRAGATI MARINE SERVIES PVT. LTD.	3	2683	3221
341	PRANIK SHIPPING & SERVICES LTD.	1	1874	2849
342	PRATIBHA SHIPPING LTD.	9	281543	470120
343	PREMIUM JET SERVICES P. LTD.	1	2100	2542
344	PRINCE MARINE TRANSPORT SERVICES	10	6646	2672
345	PRIYABLUE SHIPPING P. LTD.	3	6216	7200
346	PROSPECTS SHIPPING PVT LTD.	1	14441	17550
347	PYDA VENKATA RAMA LALIT RANJIT, PYDA KRISHNA MOHAN	1	138	105
348	QK MARINE SERVICES PVT. LTD.	2	838	438

(Contd...)

Table 1.9

Indian Shipping companies registered (as on 31st December,2025)

SL No	Name of the Company	No of Vessels	Total GT	Total DWT
349	R. M. SHIPPING PVT. LTD.	8	223	20
350	RACON MARINE PVT LTD	2	376	383
351	RADIANT SHIPPING LTD.	4	90551	149366
352	RAJ SHIPPING AGENCIES LTD.	14	18108	18379
353	RAJMAHENDRI OIL FIELD SERVICES P LTD.	2	183	0
354	RAREFIELD SHIPPING PVT. LTD.	1	7662	0
355	REACON ENGINEERS(INDIA) PVT. LTD.	3	845	2290
356	RELIANCE INDUSTRIES LTD.	27	135297	170280
357	RESHAMSINGH & CO. PVT LTD.	1	154	0
358	RIPLEY OFFSHORE PVT. LTD.	1	191	102
359	RIPLEY PINNACLE INDIA IFSC PVT LTD	1	40060	76838
360	RIPLEY SHIPPING INDIA IFSC P.LTD.	2	81344	154692
361	RISHI MANSUKHANI PORTS & INFRA P. LTD.	2	2071	2991
362	RISHI SHIPPING	1	1783	2659
363	ROCK AND REEF DREDGING PVT. LTD.	1	172	75
364	RSMB GLOBAL EXIM LLP	1	757	0
365	RSOS - R.K.KATADI	1	55	31
366	RUDRA MARINE SERVICES	1	1255	0
367	S. SURYA RAO	1	159	0
368	S.K. ALISHA & HASEENA BEGUM	3	493	326
369	S.K.S. SHIP LTD.	2	24	0
370	S.R. OFFSHORE P. LTD.	2	1266	2060
371	S.S. OFFSHORE PVT. LTD.	3	6361	7828
372	SA SHIPPING LTD.	1	805	958
373	SADHAV SHIPPING LTD.	8	8499	9036
374	SAFE & SURE MARINE INT. PVT. LTD.	2	1931	3021
375	SAHARA INDIA TOURISM DEV. CORPN. LTD	1	35143	4514
376	SAHARA SHIPPING PVT. LTD	1	78	24
377	SAKTHI SHIPPING SERVICES (I) PVT. LTD.	2	4163	5841
378	SAKURA ENERGY TRANSPORT LTD.	8	545837	901074
379	SALGAOCAR MINING LTD.	2	35175	58918
380	SALGAONKAR ENGINEERS PVT. LTD.	1	12519	17529
381	SAMBHULINGAM MARINE SERVICES	1	317	0
382	SAMEER USMANGANI MIRANI	1	125	25
383	SAMRAT ASIA MARITIME LTD.	1	1874	2350

(Contd...)

Table 1.9

Indian Shipping companies registered (as on 31st December,2025)

SL No	Name of the Company	No of Vessels	Total GT	Total DWT
384	SAMSON MARITIME LTD.	12	12617	7697
385	SAMUDRIKA LOGISTICS PVT. LTD.	1	275	290
386	SAMUNDAR MANTHAN OFFSHORE PVT LTD	1	2152	3300
387	SAN MARINE	1	174	0
388	SANJAY KUMAR HARISH BHAI MANGI (PROPRIETOR)	1	374	147
389	SANMAR SHIPPING LTD.	8	252945	425039
390	SARAF CORPORATION INDIA PVT LTD	1	2937	1200
391	SARAT CHATTERJEE & CO. (V)P. LTD	4	52193	96228
392	SAURASHTRA FUELS PVT. LTD.	2	3672	5560
393	SCUBA LOVING DIVE & TRAVEL PVT. LTD.	1	16	0
394	SDS OFFSHORE PVT. LTD	2	212	34
395	SEA GLITTERS OFFSHORE P. LTD.	1	253	0
396	SEA LIFE SHIPPING COMPANY	1	177	0
397	SEA RIDES SHIP MANAGEMENT	1	1011	1142
398	SEA SPARKLE HARBOUR SERVICES LTD	1	471	187
399	SEABIRD MARINE SERVICES	1	586	1255
400	SEABON DNV MARINE P. LTD.	1	72	16
401	SEAGAUTAM SHIPPING PVT LTD	2	7536	9360
402	SEAGULL DREDGING PVT. LTD. MUMBAI	1	71	0
403	SEALAND SHIPPING & EXPORTS PVT.LTD.	1	2233	3881
404	SEALINK ADVENTURES INDIA P. LTD.	2	798	757
405	SEALION SPARKLE MARITIME SERVI	2	136	14
406	SEALION SPARKLE PORT & TERMINAL SERVICE	3	1240	604
407	SEASHORES INFRA LOGISTICS	1	269	115
408	SEASPAN SHIPPING LTD.	1	643	139
409	SEASTAR & AMBA SHIPPING P. LTD.	1	193	0
410	SEATRANS SHIPPING CORPN. LTD.	1	42	0
411	SEAWAYS SHIPPING LIMITED	2	23996	28280
412	SEGAL SHIPPING SERVICES P.LTD.	2	3717	2655
413	SERENE GREEN SHIPPING P.LTD.	1	28048	45861
414	SEROS SHIPPING P. LTD.	9	37897	61756
415	SERVA SHANTI PROPERTIES P.LT.D	1	293	130
416	SESA SHIPPING(P) LTD.	1	121	0
417	SESA STERLITE LTD.	1	5522	3519
418	SETHUSAMUDRAM CORP.TD. CHENNAI	10	263	0

(Contd...)

Table 1.9**Indian Shipping companies registered (as on 31st December,2025)**

SL No	Name of the Company	No of Vessels	Total GT	Total DWT
419	SETRANS SHIPPING LTD.	1	249	184
420	SEVEN ISLAND SHIPPING LTD	27	747030	1224077
421	SH. JATIN KUMUDCHANDRA GANDHI, SH. RIAZ AHMED ISMAIL MLTNSHI	1	458	362
422	SHAHI SHIPPING LTD.	1	121	0
423	SHANTI SAGAR INTERNATIONAL DREDGING P LTD	7	25504	24244
424	SHANTI SHIPPING CO.(P) LTD	1	760	830
425	SHINY SHIPPING & LOGISTICS PVT.	3	3220	4242
426	SHIPPING CORPN. OF INDIA	63	3021447	5015573
427	SHIV SHIPPING SERVICES	1	1583	2000
428	SHIV VANI OIL & GAS EXPLORATION	1	174	46
429	SHIVA MARKETING LTD.	1	157	0
430	SHIVANSH OFFSHORE AND MARINE SERVICES PVT. LTD.	5	9524	9241
431	SHM SHIPCARE	3	574	403
432	SHOFT INDUSTRIES PVT. LTD.	2	1554	1805
433	SHREE KRISHNA STEVEDON PVT. LTD.	5	7361	10992
434	SHREE LAXMI ENTERPRISES	1	290	125
435	SHREE SAGAR STEVEDORE	5	6893	3302
436	SHREEJI SHIPPING	1	191	0
437	SHREEJI SHIPPING SERVICES (INDIA) LTD.	9	14844	22340
438	SHREYAS SHIPPING & LOGISTICS LTD	16	320715	410373
439	SHRI ANIL V MADGAVKAR	1	28	0
440	SHRI ARVIND SHAH P/O AECADIA	1	69	0
441	SHRI BERI RAMAKRISHNA, SHRI PENMETSNA NAVEEN KUMAR, SOMA SUNDARA RAO MATU, RAVI KUMAR VANUMU	1	88	67
442	SHRI DWARAMPUDI TIRAPAYYAREDDY	1	91	55
443	SHRI JEETENDRA RAMAWADH MISRA & KAMALAPRASAD RAMAWADH MISRA	1	437	142
444	SHRI KATADI JANAKIRAM	1	160	0
445	SHRI MAHENDRASINH KIRITSINH GOHIL	1	303	246
446	SHRI MANKESHWAR MECHANICAL SERVICES	1	62	0
447	SHRI RASHED AHMED MUJAWAR PROPRIETOR	1	1398	2213
448	SHRI SHEIK AHMED & SK HASEENA BEGUM	4	1844	1862
449	SHRI SHEIK AHMED ALISHA & HASEENA BEGUM	3	1425	548
450	SHRI VIJAY KANTILAL SANGHVI	1	107	0
451	SICAL LOGISTICS LTD.	1	7594	10500

(Contd...)

Table 1.9

Indian Shipping companies registered (as on 31st December,2025)

SL No	Name of the Company	No of Vessels	Total GT	Total DWT
452	SICAL SHIPPING LIMITED.	1	11712	17465
453	SIMA MARINE (INDIA) PVT. LTD.	2	77555	100890
454	SIMCEMENT PVT. LTD.	3	4440	6835
455	SIMPSON OFFSHORE SERVICES LLP	1	195	229
456	SINDHU MARINE	4	918	116
457	SIVAGANGAI FERRY PVT LTD	1	265	31
458	SOMNATH MARINE SERVICES	1	225	145
459	SOUTH EAST ASIA MARINE ENGG. & CONST. LTD.	3	19775	10420
460	SPARKLE PORT SERVICES LTD.	4	1922	0
461	SPARKLE TERMINAL & TOWAGE SER. LTD.	4	1976	1187
462	SPS MARINE P. LTD.	1	5582	0
463	SRI GANESH DURGA MARINE SERVICES	1	75	0
464	SRI V. JESWARYAMBICA BARGE SUPPLIERS	1	78	0
465	SRI VARI LOGISTICS (I) LTD.	2	1310	0
466	SSL SHIPPING LTD.	5	272123	552217
467	SSR MARINE SERVICES PVT. LTD.	3	4119	5956
468	STAR MARINE SERVICES	1	50	0
469	STAR SHIPPING LTD.	1	187	239
470	STATE POLLUTION BOARD	1	63	0
471	SUMER VARMA, PRASHANTH PRAKASH	2	32	0
472	SUN MARINE	1	1310	1758
473	SUNRISE MARINE SERVICES	3	525	469
474	SUPER TUG OFFSHORE SERVICES PVT LTD.	2	509	573
475	SUPER TUG OFFSHORE SERVICES PVT. LTD.	1	356	0
476	SVITZER HAZIRA P. LTD.	2	1256	382
477	SVITZER WIJAMNLLER HAZIRA PVT LTD.	1	451	0
478	SVS MARINE SERVICES (P) LTD.	2	2830	3000
479	SVUL PROJECT LTD	2	226	0
480	SYNERGY OFFSHORE SERVICES	1	189	125
481	SYNNOTECH INFRA PVT. LTD.	1	999	1059
482	Shri Ashok Kumar H Lal & Shri Jithendra H Lal	1	208	133
483	TAC SEAWAYS LLP	1	67	0
484	TAG OFFSHORE LTD.	17	54926	49351
485	TAG SEA LOGISTICS LTD	3	3939	4952
486	TARUN SHIPPING & INDUSTRIES LTD.	2	1978	2172

(Contd...)

Table 1.9**Indian Shipping companies registered (as on 31st December,2025)**

SL No	Name of the Company	No of Vessels	Total GT	Total DWT
487	TCI SEAWAYS LTD.	7	58084	76635
488	TEBMA TEAM LTD.	1	151	0
489	THE CHAIRMAN, V.O.C PT,TUTICORIN	1	48	0
490	THE INDIA CEMENT LTD., CHENNAI	2	62836	113501
491	THE PRESIDENT OF INDIA	1	2477	1500
492	THE PRESIDENT OF INDIA, UT OF LAKSHADWEEP	5	1152	72
493	TIRUPATI VESSEL P. LTD.	5	8456	10490
494	TM HARBOUR SERVICES PVT. LTD.	2	934	0
495	TM INTERNATIONAL LOGISTICS LIMITED, KOLKATA	1	3138	5082
496	TOLANI SHIPPING CO. LTD.	3	124287	151959
497	TRANS ASIAN SHIPPING SERVICES	2	29190	28655
498	TRANSCOASTAL CARGO & SHIPPING	2	17144	21745
499	TRANSPORT CORPN. OF INDIA.	1	300	710
500	TRANSTAR MARINE & OFFSHORE SERVICES	1	1078	0
501	TREASURE HARVEST SHIPPING PVT. LTD.	4	165796	310951
502	TRITON MARITIME PVT. LTD.	3	3998	3068
503	TRITON OVERWATER TPT. AGENCY LTD.	2	70	0
504	TRITON VENTURES P. LTD.	1	1459	1335
505	TULSHYAN SHIPPING & OFFSHORE P. LTD	1	2095	2374
506	TUTICORIN PORT TRUST	3	850	0
507	U. T. OF LAKSHADWEEP	2	6117	1200
508	ULTRA DIMENSIONS PVT LTD	1	1316	0
509	UNDERWATER SERVICES COMPANY LTD.	1	1081	723
510	UNION OF INDIA (MOST)	1	1552	370
511	UNIQUE STAR MARITIME P. LTD.	1	462	0
512	UNITED OCEAN MARINE SYSTEM	2	325	69
513	UNITED SHIPPERS LTD.	3	5164	3529
514	UNITED SHIPPING LTD.	1	1063	1750
515	URJA SHIPS P.LTD.	2	4339	4080
516	UTL, KAVARTHI	1	5939	0
517	UXMAL MARINE SERVICES P.LTD.	1	764	1000
518	V.S. MARINE SERVICE	1	165	125
519	VAMSEE SHIPPING CARRIER PVT. LTD	1	652	0
520	VAN OORD INDIA PVT. LTD.	3	18193	23654
521	VARUN RESOURCES LTD	1	23878	27200

(Contd...)

Table 1.9

Indian Shipping companies registered (as on 31st December,2025)

SL No	Name of the Company	No of Vessels	Total GT	Total DWT
522	VARUN SHIPPING LTD	7	269868	401656
523	VEDANT SHIP MGMT	5	3136	1976
524	VIKRAM SHIPPING LTD.	2	482	98
525	VINAYAK MARINE SERVICES PVT LTD.	5	782	374
526	VINAYAK OFFSHORE PROJECTS PVT LTD	1	154	93
527	VINDHYA VASHINI MARINE SERVICES PVT. LTD.	2	310	90
528	VISAKHAPATNAM PORT TRUST	14	6035	0
529	VISHWA SAMUDRA ENGINEERING PVT LTD, HYDERABAD	1	58	0
530	VNS OFF-SHORE SERVICES CO. LTD.	1	132	192
531	VOSTA LMG INDIA PVT. LTD.	2	4626	3399
532	VSSR SHIPPING CO	1	191	0
533	WATERWAYS SHIPYARD PVT LTD.	2	3507	3862
534	WELSPUN MAXSTEEL LTD.	1	1693	2950
535	WHITE SAND, HOWRAH	1	25	0
536	YAR SHIPPING & CATERING PVT. LTD.	1	307	0
537	YASH DEVELOPERS	1	217	101
538	YOGAYATAN SHIPPING & LOGISTICS P. LTD.	1	1874	2550
539	YOGI SEAWAYS PVT. LTD	1	690	844
540	YOJAKA (INDIA) PVT. LTD.	2	77	0
541	ZEN SHIPPING & PORTS INDIA PVT. LTD.	1	8253	14003
542	knowledge marine and engineering works	1	122	32
Total		1592	14021817	21410289

Table 1.10

Net Addition to Indian Fleet (during the Year2025)

Shipping Company/Shipowner	Ship Acquired			Ship Sold/Scrapped			Net Addition	
	No	GT	Type	No	GT	Type	No	GT
ABS MARINE SERVICES PVT. LTD.	1	55	TANP	0	0		1	55
ADANI BUNKERING PVT LTD	1	2095	SV	0	0		1	2095
AMIT FISSION SERVICES & SOLUTIONS	0	0		1	178	TUG	-1	-178
ANDAMAX INDIA P. LTD.	0	0		1	140	TUG	-1	-140
APCO INFRATECH P. LTD.	1	132	TUG	0	0		1	132
	1	133	TUG	0	0		1	133
APEEJAY SHIPPING LTD.	1	43189	DRB	0	0		1	43189
	1	43168	DRB	0	0		1	43168
	0	0		1	32957	DRB	-1	-32957
ARC OFFSHORE (I) P.LTD.	0	0		1	1163	SUPOV	-1	-1163
ARCADIA SHIPPING CO. LTD.	0	0		1	27198	DRB	-1	-27198
	0	0		1	29961	DRB	-1	-29961
ARCELORMITAL NIPPON STEEL INDIA LTD.	1	13551	DRED	0	0		1	13551
AVATAR PETROCHEMICALS PVT LTD	1	202	TANP	0	0		1	202
BAPUS SHIPPING JAMNAGAR PVT. LTD.	1	1120	OFF	0	0		1	1120
BW GLOBAL UNITED LPG INDIA P. LTD.	1	46789	G.C	0	0		1	46789
	0	0		1	47386	G.C	-1	-47386
CAN OFF-SHORE PVT. LTD.	1	292	TUG	0	0		1	292
CASTLE SHIPS PVT. LTD.	1	29305	TANP	0	0		1	29305
CHOWGULE LAVGAN SHIPREPAIR PVT LTD	1	426	TUG	0	0		1	426
	1	426	TUG	0	0		1	426
CMA CGM SHIPPING INDIA IFSC PVT LTD	1	26836	CS	0	0		1	26836
	1	36007	CS	0	0		1	36007
	1	38364	CS	0	0		1	38364
	1	26836	CS	0	0		1	26836
COASTAL MARINE CONSTRUCTION & ENGG. LTD.	1	483	TUG	0	0		1	483
EASTERN NAVIGATION PVT. LTD.	1	68	SV	0	0		1	68
	1	104	TUG	0	0		1	104
ESSAR LOGISTICS LTD.	0	0		1	293	TUG	-1	-293
	0	0		1	293	TUG	-1	-293

(Contd...)

Table 1.10

Net Addition to Indian Fleet (during the Year2025)

Shipping Company/Shipowner	Ship Acquired			Ship Sold/Scrapped			Net Addition	
	No	GT	Type	No	GT	Type	No	GT
	0	0		1	326	TUG	-1	-326
FIRST OIL & GAS SERVICES P. LTD	0	0		1	2568	OFF	-1	-2568
	0	0		1	2426	OFF	-1	-2426
FIVE STAR BULK CARRIERS PVT LTD	0	0		1	38667	DRB	-1	-38667
GLOBAL CAMBAYMARINE SERVICE P.LTD.	1	476	TUG	0	0		1	476
GLOBAL OFFSHORE SERVICES LTD	1	1823	TUG	0	0		1	1823
GREAT EASTERN SHIPPING CO. LTD.	0	0		1	33036	DRB	-1	-33036
	0	0		1	28823	TANP	-1	-28823
	0	0		1	28465	TANP	-1	-28465
	0	0		1	28799	TANC	-1	-28799
HIND OFFSHORE	1	1966	7	0	0		1	1966
INTERSEA MARITIME LTD.	0	0		1	38888	BC	-1	-38888
Jal Kukud Shipping Hsc Pvt Ltd	1	45246	DRB	0	0		1	45246
JAL KUMUD SHIPPING IFSC P. LTD.	1	16786	CHT	0	0		1	16786
JAYDEEP ASSOCIATE PVT LTD GUJARAT	1	1306	GCS	0	0		1	1306
	1	1311	GCS	0	0		1	1311
	1	1313	BARG	0	0		1	1313
K.B. SHIPPING CO.	1	108	TUG	0	0		1	108
LILY MARITIME LTD.	0	0		1	2411	OSS	-1	-2411
M/ S SAVANNAH OFFSHORE LOGISTICS PVT. LTD	1	411	TANP	0	0		1	411
	1	366	TUG	0	0		1	366
M2M Ferries Pvt Ltd	1	2252	PHSC	0	0		1	2252
MAERSK BHARAT IFSC PVT LTD	1	20927	CS	0	0		1	20927
	1	18326	CS	0	0		1	18326
MAJESTIC MARINE CHARTERS PVT LTD GOA	1	1470	BARG	0	0		1	1470
	1	1052	TANP	0	0		1	1052
MARIA SHIPPING PVT LTD	1	29348	CHT	0	0		1	29348
MARITIME NEXUS SHIPPING PVT LTD	1	2117	TANP	0	0		1	2117
MAT MARINE SERVICES P. LTD.	1	220	TUG	0	0		1	220
MAYA MARINE & LOGISTICS	0	0		1	195	PGER	-1	-195
MoI SHIPPING IFSC PVT LTD	1	47005	G.C	0	0		1	47005
	1	47005	G.C	0	0		1	47005

(Contd...)

Table 1.10

Net Addition to Indian Fleet (during the Year2025)

Shipping Company/Shipowner	Ship Acquired			Ship Sold/Scrapped			Net Addition	
	No	GT	Type	No	GT	Type	No	GT
	1	47005	G.C	0	0		1	47005
NAV BHARAT TANKERS P. LTD.	0	0		1	23235	TANP	-1	-23235
OCEAN SPARKLE LTD.	1	498	TUG	0	0		1	498
OIL & NATURAL GAS COMM. LTD.	1	200	UTV	0	0		1	200
ORISSA STEVEDORES LTD.	1	376	TUG	0	0		1	376
Ozeevo Shipping IFSC Pvt Ltd	1	190	TUG	0	0		1	190
	1	57248	TANP	0	0		1	57248
PARADIGM MARINE & TECHNICAL SERVICES PVT. LTD.	0	0		1	199	TUG	-1	-199
RACON MARINE PVT LTD	1	188	TUG	0	0		1	188
RAJ SHIPPING AGENCIES LTD.	1	1815	OSS	0	0		1	1815
RELIANCE INDUSTRIES LTD.	1	250	TUG	0	0		1	250
	0	0		1	150	TUG	-1	-150
	0	0		1	150	TUG	-1	-150
RIPLEY PINNACLE INDIA IFSC PVT LTD	1	40060	DRB	0	0		1	40060
SAMSON MARITIME LTD.	0	0		1	4335	OFF	-1	-4335
SANMAR SHIPPING LTD.	0	0		1	56854	TANP	-1	-56854
SARAF CORPORATION INDIA PVT LTD	1	2937	OSS	0	0		1	2937
SEGAUTAM SHIPPING PVT LTD	1	2853	GCS	0	0		1	2853
	1	4683	GCS	0	0		1	4683
SEALINK ADVENTURES INDIA P. LTD.	1	480	PHSC	0	0		1	480
SEVEN ISLAND SHIPPING LTD	1	8550	OIBC	0	0		1	8550
	1	8545	CHT	0	0		1	8545
	1	81306	TANP	0	0		1	81306
	0	0		1	81076	TANC	-1	-81076
	1	8689	TANP	0	0		1	8689
	1	28736	TANP	0	0		1	28736
	0	0		1	28246	TANP	-1	-28246
	0	0		1	81076	TANC	-1	-81076
	0	0		1	27969	TANP	-1	-27969
SHIPPING CORPN. OF INDIA	1	47058	G.C	0	0		1	47058
	0	0		1	21963	CCON	-1	-21963
	1	47058	G.C	0	0		1	47058
	0	0		1	21963	CCON	-1	-21963

(Contd...)

Table 1.10

Net Addition to Indian Fleet (during the Year2025)

Shipping Company/Shipowner	Ship Acquired			Ship Sold/Scrapped			Net Addition	
	No	GT	Type	No	GT	Type	No	GT
SHIVANSH OFFSHORE AND MARINE SERVICES PVT. LTD.	1	3220	TANP	0	0		1	3220
SHM SHIPCARE	1	169	CREW	0	0		1	169
	1	332	PHSC	0	0		1	332
SHREE SAGAR STEVEDORE	1	1380	GCS	0	0		1	1380
SHREEJI SHIPPING SERVICES (INDIA) LTD.	1	1465	SV	0	0		1	1465
	1	5998	GCS	0	0		1	5998
	1	1465	SV	0	0		1	1465
	1	1465	SV	0	0		1	1465
	1	1305	SV	0	0		1	1305
SHRI SHEIK AHMED & SK HASEENA BEGUM	1	366	TUG	0	0		1	366
SHRI SHEIK AHMED ALISHA & HASEENA BEGUM	1	365	TUG	0	0		1	365
SSL SHIPPING LTD.	1	159027	TANP	0	0		1	159027
	1	2911	TANP	0	0		1	2911
	1	40803	TANP	0	0		1	40803
SVS MARINE SERVICES (P) LTD.	0	0		1	1330	BC	-1	-1330
	0	0		1	1330	BC	-1	-1330
TREASURE HARVEST SHIPPING PVT. LTD.	1	46789	OOBC	0	0		1	46789
VAN OORD INDIA PVT. LTD.	1	4967	DRED	0	0		1	4967
VEDANT SHIP MGMT	1	1678	SV	0	0		1	1678
VINAYAK MARINE SERVICES PVT LTD.	1	166	PHSC	0	0		1	166
Total	81	1213011		34	694049		47	518962

Table 1.11

List of all vessels registered for Indian trade (as on 31st December,2025)

Sl No	Name Of the Ship	Year of Built	Type of Vessel	GT	DWT
A.K. SHIP MGMT.& SERVICES					
1	SHAMBHAVI	1995	TUG	374	147
2	DONA PAULA II	1988	TUG	226	0
3	KABINI	1999	PTMB	487	190
A.K. SHIPPING PVT LTD.					
4	SEA ME SMILE	2014	DRB	2460	3000
5	SEA ANGEL	2014	BC	2460	2984
AASHI RESORTS P. LTD.					
6	AASHI I	1998	PGER	451	40
ABB SHIP MANAGEMENT P. LTD.					
7	SAGAR-5	1994	TUG	396	280
ABS MARINE SERVICES PVT. LTD.					
8	ABS DANIKA	2021	PB	67	0
9	ABS DHRUVA	2021	PB	67	0
10	ABS ROHINI	2022	MOTS	67	0
11	ABS REVATI	2025	TANP	55	83
ABYSS OFFSHORE MUMBAI					
12	SOHA	1984	TUG	78	0
ACADEMY OF MARINE EDUCATION & TRAINING					
13	M.V. AMET MAJESTY	1975	RORO	16546	0
ACS MARINE SERVICES P.LTD.					
14	MAHAVIR	1999	BC	38888	74005
ADANI BUNKERING PVT LTD					
15	A.E.L II	2010	SV	2095	3116
ADANI HARBOUR SERVICES P. LTD.					
16	OCEAN VALOUR	2002	TUG	365	0
17	OCEAN COURAGE	1997	TUG	434	49
18	OCEAN LAUREL	1999	TUG	301	0
19	M.V. OCEAN TIARA	1993	TUG	275	0
20	TUG DOLPHIN NO.3	2003	TUG	355	0
21	DOLPHIN NO. 22	2012	TUG	448	225
22	DOLPHIN NO. 20	2012	TUG	381	184
23	DOLPHIN NO. 21	2012	TUG	381	187
24	DOLPHIN NO. 23	2012	TUG	448	225
25	DOLPHIN NO. 25	2016	TUG	467	309

(Contd...)

Table 1.11**List of all vessels registered for Indian trade (as on 31st December,2025)**

SI No	Name Of the Ship	Year of Built	Type of Vessel	GT	DWT
26	DOLPHIN NO. 09	2008	TUG	449	321
27	DOLPHIN NO. 10	2009	TUG	450	321
28	DOLPHIN NO. 14	2010	TUG	445	0
29	DOLPHIN NO. 12	2009	TUG	445	0
30	DOLPHIN-2	2010	TUG	372	0
31	M.V. DOLPHIN NO.15	2010	TUG	447	0
32	DOLPHIN NO. 17	2011	TUG	449	299
33	DOLPHIN NO. 18	2011	TUG	449	0
34	M.V. DOLPHIN - 16	2011	TUG	448	294
35	DOLPHIN NO 6	2005	TUG	390	150
36	DOLPHIN NO. 8	2007	TUG	347	111
37	DOLPHIN NO. 7	2007	TUG	347	111
38	DOLPHIN NO. 31	2021	TUG	495	201
39	DOLPHIN NO. 32	2021	TUG	495	0
40	DOLPHIN 30	2020	TUG	495	201
41	DOLPHIN NO. 33	2021	TUG	495	202
42	DOLPHIN NO. 34	2021	TUG	495	283
43	DOLPHIN NO. 35	2021	TUG	495	302
44	DOLPHIN NO. 36	2022	TUG	495	281
45	DOLPHIN NO. 37	2022	TUG	495	286
46	DOLPHIN NO. 38	2022	TUG	495	262
47	DOLPHIN NO. 42	2024	TUG	471	229
ADANI VIZHINJAM PORT P. LTD.					
48	DOLPHIN NO. 26	2019	TUG	495	325
49	DOLPHIN NO 27	2019	TUG	495	325
50	DOLPHIN NO. 28	2019	TUG	495	306
51	DOLPHIN NO. 29	2020	TUG	495	298
ADCI OFFSHORE P. LTD.					
52	MP WORKBOAT I	2001	OSS	2838	2611
ADEL SHIPPING & LOGISTICS LTD.					
53	ADEL - 1	2009	TUG	486	252
54	ADEL-2	2009	TUG	486	0
ADEL SHIPPING LTD.					
55	AQUATOR-1	2015	CREW	94	14
ADMN. OF U.T. OF LAKSHSDWEEP					

(Contd...)

Table 1.11**List of all vessels registered for Indian trade (as on 31st December,2025)**

SI No	Name Of the Ship	Year of Built	Type of Vessel	GT	DWT
56	BHARAT SEEMA	1973	PASS	3670	640
57	DWEEP SETHU	1985	PASS	492	98
58	TIPU SULTAN	1982	PASS	3725	887
59	SAGAR YUVRAJ	2014	OFF	1220	0
60	UBAIDULLA	1992	DRY	724	900
61	LACCA DIVES	1994	DRY	738	960
62	CHERIYAM	1997	DRY	738	960
63	CHERIYAPANI	2007	PGER	396	43
64	PARALI	2007	PGER	396	43
65	VALIYAPANI	2007	PGER	396	43
66	THINNAKARA	1993	OFF	738	960
67	VIRIGILI	2006	PASS	48	0
68	BANGARAM	2006	PASS	48	0
69	ARABIAN SEA	2009	PASS	3261	0
70	AMINDIVI	2000	PASS	931	0
71	KHADEEJA BEEBI	1991	PASS	254	43
72	HAMEEDATH BEE	1991	PASS	254	43
73	KARAVATI	2007	PASS	8763	2387
74	LAKSHADEEP SEA	2010	PASS	3262	0
75	KAVARATTI	2007	OFF	8763	0
76	THILAKKAM	2020	MOTS	1119	2000
77	GANGA LPG	2023	GCS	661	298
ADSUN OFFSHORE DIVING CONTRACTORS PVT. LTD.					
78	ADSUN GENESIS	2010	TUG	1329	1545
ADYA PRASAD MISHRA					
79	SAGAR PRINCE	1997	TUG	250	195
AFCONS INFRASTRUCTURE LTD.					
80	KB 31	2021	TUG	130	0
AFFABLE FISHERIES PVT. LTD.					
81	BRAHMEKSHARA	2008	TUG	281	0
AGASTA MARINE INFRATECH P. LTD.					
82	AWADHOOT	2021	PB	97	0
AHILIBAI SARDESAI MINING & EARTHMOVING					
83	NARMADA JALPRABHA	2012	EP	2257	0
AJWA LOGISTICS PVT. LTD.					

(Contd...)

Table 1.11**List of all vessels registered for Indian trade (as on 31st December,2025)**

SI No	Name Of the Ship	Year of Built	Type of Vessel	GT	DWT
84	GULMOHAR	1997	TUG	121	0
85	ROSE	1999	TUG	134	0
86	KB 39	2022	TUG	130	68
AKURATHI SUDHAKAR, VISAKHAPATNAM, A.P.					
87	RAJESHREE 1	2003	TANP	1119	2072
ALANG MARITIME LTD.					
88	RAJAJII	1982	TUG	305	116
ALBATROSS SH. LTD.					
89	ALBATROSS 15	1980	OFF	273	214
ALBATROSS SHIPPING AGENCIES					
90	SCI 01	1984	OFF	1310	1775
91	CAPT. JUVALE	1985	OFF	1310	1809
92	SIRIUS	2006	TUG	305	157
93	ALBATROSS 37	2004	OFF	1387	1459
ALISHA A & BEGUM H					
94	SAN EMERALD	2011	UTV	178	0
95	MENCAST 18	2019	UTV	755	325
ALLIANZ OFFSHORE SERVICES PVT. LTD.					
96	OLYMPUS	2007	TUG	1641	1239
97	AINA	2006	OFF	2218	3250
ALPHARD MARITIME PVT LTD					
98	SURYA -3	2014	DRB	2460	3000
99	A M ANADI	1993	TUG	220	188
ALPHARD VENTURES PVT LTD					
100	OCEAN DIAMOND	2007	OFF	2433	3000
101	EMERALD	2008	OFF	2443	2443
AMAZE MARINE SERVICES					
102	M.V. GOMTI	1981	PGER	140	76
AMAZE MARITIME SERVICES P. LTD.					
103	MAHI	1982	PGER	163	107
AMBUJA SHIPPING SERVICE LTD.					
104	AMBUJA SHAKTI	1996	DRY	1961	2637
105	AMBUJA KIRTI	1996	DRY	1961	2650
106	AMBUJA SHIKAR	1993	DRY	1871	2500
107	AMBUJA VAIBHAV	1993	DRY	1864	2500

(Contd...)

Table 1.11**List of all vessels registered for Indian trade (as on 31st December,2025)**

SI No	Name Of the Ship	Year of Built	Type of Vessel	GT	DWT
108	AMBUJA LAKSHMI	2002	DRY	2991	3900
109	AMBUJA GAURAV	1994	DRY	1864	2500
110	AMBUJA BHAVANI	2002	DRY	2991	3900
111	AMBUJA GOURI	2009	DRY	2978	3073
112	M.V. AMBUJA MUKUND	2011	DRY	2990	4000
113	AMBUJA ROHINI	2011	DRY	2311	2800
114	PENNA SURAKSHA	2007	DRB	17688	26794
AMIC TECHNOCONS LTD.					
115	AMIC-I	1991	DRY	199	350
AMIT SHIP MANAGEMENT LTD.					
116	ARUL	1985	TUG	370	0
117	VST AKASH	1984	TUG	394	0
AMMA LINES LTD.					
118	HANS JAIVIJAY	1980	DRB	11625	16500
AMNS PORTS INDIA LTD					
119	RAKSHAK	2018	TUG	492	293
AMNS SHIPPING & LOGISTICS P.LTD.					
120	AMNS TUFMAX	2009	BC	5164	7448
121	AMNSI STALLION	2012	BC	44265	81666
122	AMNSI MAXIMUS	2012	BC	44265	81666
123	AMNS BHARAT	2014	TUG	452	141
124	AMNS POLAR	2012	DRB	13579	16573
AMRO MARINE					
125	ORION DHANASREE	1994	TUG	233	79
ANDAMAN & NICOBAR ADMINISTRATION					
126	SENTINEL	1982	PASS	2625	1118
127	CHOWRA	1983	PASS	2625	1524
128	SWARAJ DWEEP	1999	PASS	14239	4650
129	CAMBELLBAY	2010	PASS	8402	1068
130	RANI CHANGA	2009	PGER	429	0
131	RANI LAKSHMI	2008	TUG	429	0
132	WANDOOR	2004	PGER	449	0
133	BAMBOOKA	2008	PGER	449	136
134	NORTH PASSAGE	2008	PGER	449	0
135	DERING M.V.	1992	PGER	1269	476

(Contd...)

Table 1.11**List of all vessels registered for Indian trade (as on 31st December,2025)**

SI No	Name Of the Ship	Year of Built	Type of Vessel	GT	DWT
136	HUT VAY	2004	PGER	449	0
137	DERING	1992	PASS	1269	343
138	M.V. BORATANG	2001	PASS	449	0
ANDAMAN LAKSHADWEEP ADMINISTRATION					
139	KILTAN	2006	TUG	179	0
140	MT ANDAMAN	2016	TUG	492	157
ANDAMAN LAKSHWADEEP HARBOUR WORKS					
141	MT BHEEM	2017	MOTS	469	0
ANGRIYA SEA EAGLE P. LTD.					
142	ANGRIYA	1997	P.V.	6865	1508
ANJAN SHIPPING PVT. LTD.					
143	TIRACOL	1978	TUG	382	112
APCO INFRATECH P. LTD.					
144	APCO BRAHMAPUTRA 1	2023	TUG	131	0
145	APCO BRAHMAPUTRA 2	2023	TUG	131	0
146	APCO BRAHMAPUTRA 3	2025	TUG	132	198
147	APCO BRAHMAPUTRA 4	2025	TUG	133	200
APEEJAY CHARTER PVT. LTD					
148	SKY DANCER	2005	PGER	39	0
APEEJAY SHIPPING LTD.					
149	APJ AKHIL	1989	DRB	27997	39989
150	APJ SRIDEVI	1977	DRB	35430	64110
151	APJ SURYAVIR	1990	DRB	38302	82563
152	APJ KABIR ANAND	2005	BC	39969	76520
153	APJ ANGAD 2	2004	BC	39727	76602
154	APJ INDRANI	2005	BC	40042	76706
155	APJ JAOUAD	2005	DRB	40042	76620
156	APJ SETHU	2008	DRB	42665	82372
157	APJ PRIYA 2	2006	DRB	43189	82298
158	APJ PRITI 2	2006	DRB	43168	82574
AQUA NOMAD P. LTD.					
159	NAUTILUS	2018	M.B	20	0
AQUARIS SHIPYARD P. LTD.					
160	ANTARA	2017	P.C	16	0
ARC MARINE PVT LTD					

(Contd...)

Table 1.11

List of all vessels registered for Indian trade (as on 31st December,2025)

SI No	Name Of the Ship	Year of Built	Type of Vessel	GT	DWT
161	SINDH	1986	PGER	122	20
162	TERNA	1986	PGER	122	20
163	VYAS	1984	OFF	157	66
164	MANAK - 1	1985	OFF	1434	1855
ARC OFFSHORE (I) P.LTD.					
165	CHANDRA NEPTUNE	2007	TUG	296	0
166	M.V. CHANDRA SUN	2006	TUG	363	0
ARCADIA LOGISTICS LTD, JAMNAGAR					
167	ARCADIA MAHAVIR	2024	BARG	686	0
ARCELORMITAL NIPPON STEEL INDIA LTD.					
168	ESSAR TUG IX	1996	TUG	293	0
169	ESSAR TUG - XII	2001	TUG	326	108
170	AMNS HERCULES	2015	DRED	13551	18514
ARDESHIR & CURSETJEE LTD.					
171	UMALIA-VII	1974	TUG	98	0
172	KANCHAN GANGA V	1999	TUG	109	0
ARKAY LOGISTICS LTD.					
173	NAND RAIGADI	1991	DRY	1484	2278
174	ESSAR TUG VI	1992	TUG	225	146
175	M.V. NAND SAARTHI	2009	TUG	482	0
ARKEY SEA LOGISTICS LTD.					
176	KANCHAN	1993	DRY	1478	0
ARVIND & CO. SHIPPING AGENCIES P.LTD.					
177	ARCADIA MINICA	2022	DPB	646	0
ARYA NAUTICA P. LTD.					
178	DAWN SHIRDI	1994	TANP	21142	31069
ARYA SHIP CHARTERES PVT. LTD					
179	NU-SHI NALINI	2012	CHT	11246	16705
180	DISTYA AKULA	1995	TANC	79979	149834
181	DISTYA AMEYA	1995	TANC	52875	95420
ARYA TANKERS PVT. LTD.					
182	DAWN MANSAROVAR	1999	TANP	22848	35437
183	DAWN MADURAI	1996	TANC	28414	44998
184	DAWN HARIDWAR	1999	TANC	22181	35024
185	KASHI	2006	CHT	29993	46159

(Contd...)

Table 1.11**List of all vessels registered for Indian trade (as on 31st December,2025)**

SI No	Name Of the Ship	Year of Built	Type of Vessel	GT	DWT
ASIAN MARINE SUPPLIER					
186	IND. ASIAN CHALLENGER	2010	OFF	104	0
ASIANOL SHIPPING LTD.					
187	SHRIMANGAL	2012	BARG	1624	2908
ASK TANKER (INDIA) P.LTD.					
188	SAGAR URMICA	2023	TANP	1405	1904
ASM SHIPPING LTD.					
189	AMER ENERGY	1979	TANP	18101	30990
ASSOCIATED MARITIME PVT. LTD.					
190	OCEAN DEVOTEE	1978	TANP	1090	2052
ATLANTIC SHIPPING PVT. LTD					
191	MARIA-R	1974	TANP	2814	3617
ATLAS OFFSHORE SERVICES PVT. LTD.					
192	RAMEY TIDE	1979	OFF	297	1018
AVATAR PETROCHEMICALS PVT LTD					
193	KSR SHABARI	2025	TANP	202	303
AVM MARINE LLP					
194	KB - 4	2016	TUG	107	69
AYSHA SHIPPING COMPANY, A&N ISLANDS					
195	MSV AL HIJAZ	2014	MSV	320	0
B.DEVCHAND & SONS SHIPPING P. LTD					
196	BDS SP-3	2015	GCS	1395	2200
B.G. SHIKRE CONSTRUCTION TECHNOLOGY P. LTD					
197	MAHA TANAYA	2013	BC	45967	83987
198	MAHA YAYA	2013	BC	45999	84108
BAKER HUGHES OILFIELD SERVICES INDIA PVT. LTD.					
199	MV VESTFONN	1983	WELL	3753	0
BALLAST HAM DREDGING INDIA PVT LTD.					
200	ANT AREJA	1995	DRED	467	0
BANGAR SHIPPING & LOGISTICS					
201	KINSHIP BANGER	1982	DRY	4317	4497
BAPUS SHIPPING JAMNAGAR PVT. LTD.					
202	TUG JASMIN-1	1977	TUG	113	0
203	ADINATH - 8	1995	TUG	162	0
204	TULIP-1	2000	TUG	125	0

(Contd...)

Table 1.11

List of all vessels registered for Indian trade (as on 31st December,2025)

SI No	Name Of the Ship	Year of Built	Type of Vessel	GT	DWT
205	COROMONDEL SUPPORTER-III	2007	OFF	981	1274
206	AJR WB I	2007	OFF	1120	993
BARGE WORKS PVT LTD, MUMBAI					
207	VIKING SPIRIT	2008	PHSC	275	0
BEDI SHIPPING LTD.					
208	ARCADIA ZARAH	2022	DCB	564	0
BHAMBHANI SHIPPING PVT. LTD.					
209	M.V. HALANI-4	1983	OFF	867	1060
210	HALANI-6	1998	OFF	1971	3115
BHARAT CHEMICAL					
211	BHARAT C 9	1998	TANP	1299	1500
212	NINE OCEAN	2021	TANP	1100	1416
BHARAT HOTEL LTD					
213	BLUE DIAMOND	1996	PGER	37	0
BHARAT MARINES CO. INDIA LTD CHENNAI					
214	BMC GENESIS	2006	DRY	6013	8447
BHARATI MARITIME SERVICES PVT. LTD.					
215	BHARATI - VI	2002	TUG	144	119
216	BHARATI - VII	1994	TUG	782	997
BHOIR SAND & ALLIED INDUS. PVT. LTD.					
217	SHIVALI	2001	TUG	214	0
218	SHIVALI II	1999	TUG	247	0
BLUE OCEAN SEA TRANSPORT LTD					
219	HOPE ISLAND	1999	TANP	396	596
BLUEFIN MARINE INDUSTRIES					
220	NUPUL	1976	TUG	108	0
BOMBAY MARINE ENGG. WORKS LTD.					
221	VIBHAI	1975	DRY	499	700
BOTHRA SHIPPING SERVICES PVT. LTD.					
222	JAL NIDHI	2016	GCS	2527	4500
BSA MARINE SERVICES					
223	HEERA 1	1999	TUG	372	211
BULK TAINER SHIPPING LTD.					
224	ROYAL PISCES(DC)	1992	DRY	3972	4562
225	ANUSHREE FAME	1992	DRY	3972	4562

(Contd...)

Table 1.11

List of all vessels registered for Indian trade (as on 31st December,2025)

SI No	Name Of the Ship	Year of Built	Type of Vessel	GT	DWT
BW GLOBAL UNITED LPG INDIA P. LTD.					
226	BW BIRCH	2007	LPGT	47386	58123
227	BW ELM	2007	G.C	47386	58136
228	BW PINE	2011	LCAR	45812	53028
229	BW OAK	2008	LCAR	47386	58159
230	BW TYR	2008	LCAR	47197	58610
231	BW LORD	2008	G.C	48502	54691
232	BW LOYALTY	2008	LCAR	48456	55057
233	BW CHINOOK	2015	G.C	46789	53660
Balakrishna Saboo, Mr. Rakesh Barai, Mr. Bhupendrasih Jadeja, Mr. Hiren Joshi, Mr. Vijay Narang					
234	M.T. IVY	2008	TUG	336	0
CAN OFF-SHORE PVT. LTD.					
235	TAG SIA	2006	TUG	431	0
236	KANTI	1998	TUG	290	125
237	SOHA III	1994	TUG	109	0
238	SOHA II	1993	TUG	110	0
239	DCI TUG IV	1976	TUG	249	184
240	CANARA PROGRESS	1994	TUG	345	300
241	ENAKSHI	1996	TUG	229	0
242	M.V. BHAGAVATI	1989	TUG	329	0
243	CANARA MEGH	2025	TUG	292	438
CANARA MOTOR LAUNCH SERVICES					
244	VIJAY	2000	TUG	70	0
CAPSTAN MARINE SERVICES PVT. LTD.					
245	SURYA SHAKTI	2000	TUG	184	163
CASTLE SHIPS PVT. LTD.					
246	HARI KRIPA	1984	TANP	1332	2127
247	HARI LEELA	2000	TANP	29289	45683
248	HARI ANAND	1999	TANP	28909	45457
249	hari akash	1998	TANP	6415	11553
250	HARIPRAKASH	2004	TANP	29268	46955
251	HARI PRIYA	2004	TANP	30131	51291
252	HARIGYAN	2008	TANP	29305	4999
CDR ABHILASH TOMY					
253	THURIYA	2017	UTC	16	0

(Contd...)

Table 1.11

List of all vessels registered for Indian trade (as on 31st December,2025)

SI No	Name Of the Ship	Year of Built	Type of Vessel	GT	DWT
CHAMBAL FERTILIZERS & CHEMICAL					
254	RATNA URVI	1989	TANC	54980	96167
255	RATNA SHRUTI	2008	TANC	57144	105746
CHEMPLAST SANMAR LIMITED, CHENNAI					
256	SANMAR VASISTHA	2012	TUG	371	198
257	SANMAR VISWAMITRA	2012	MOTT	371	198
CHENNAI PORT TRUST					
258	THANGAM	2003	PTMB	1948	0
259	TUG MATCH LESS	1986	PTMB	286	0
260	TUG NETHAJI	1995	PTMB	379	0
261	TUG BHARATHIAR	2001	PTMB	419	0
262	DREDGER PRIDE	1989	PTMB	619	0
263	TSHD CAUVERY	2004	PTMB	2326	0
264	PALAR	1963	PTMB	190	0
265	PENNAR	1963	PTMB	190	0
266	AMRAVATHI	1968	PTMB	132	0
267	MANI	1976	PTMB	250	0
268	PALANI	1978	PTMB	250	0
269	ORV MARUDHAM	2019	PTMB	88	0
CHOWGULE & COMPANY PVT. LTD.					
270	CHOWGULE 7	2014	DRB	1335	1600
271	CHOWGULE - 8	2014	DRB	1335	1554
272	CHOWGULE 16	2019	M.B	39	0
CHOWGULE LAVGAN SHIPREPAIR PVT LTD					
273	MARATHA MAYNAK	2009	TUG	426	639
274	MARATHA TANAJI	2009	TUG	426	639
CHOWGULE STEAMSHIPS CO. LTD.					
275	MARATHA PRESTIGE	2010	DRB	19785	32080
CMA CGM SHIPPING INDIA IFSC PVT LTD					
276	CMA CGM VICTORIA	2008	CS	26836	33434
277	CMA CGM MANAUS	2009	CS	26836	33413
278	CMA CGM DIAMOND	2008	CS	36007	42000
279	CMA CGM MENDELSSOHN	2012	CS	38364	46956
COAST LINE SERVICES (INDIA) PVT. LTD.					
280	MARATHA CORAL	2000	DRY	2217	3427

(Contd...)

Table 1.11

List of all vessels registered for Indian trade (as on 31st December,2025)

SI No	Name Of the Ship	Year of Built	Type of Vessel	GT	DWT
281	HOOGLY HARVEST	1974	TANP	493	872
COASTAL MARINE CONSTRUCTION & ENGG. LTD.					
282	HALANI -2	1975	TUG	630	837
283	COASTAL JAGUAR	1983	TUG	722	0
284	COASTAL TRIUMPH	2010	OFF	1291	0
285	MEGHNA M.V.	2008	SV	1706	1753
286	COASTAL COMMANDER	2017	SV	1731	1304
287	COASTAL AABHAR	2020	OSS	1960	1494
288	COASTAL ANUGRA II	2025	TUG	483	525
COASTAL SEAWAYS (ISLAND) PVT. LTD.					
289	MV COASTAL CRUISE	1995	PGER	255	50
COCHIN PORT TRUST					
290	COCHIN	1983	PTMB	320	0
291	KODUNGALLORE	1983	PTMB	375	0
292	BALAVA N	1995	PTMB	367	0
293	BALI	1998	PTMB	367	0
294	NEHRU SHATABDI	1993	PTMB	2525	2308
CONTINENTAL RADIANCE OFFSHORE LTD					
295	CREST MERCURY ONE	2015	OFF	2301	1650
296	CREST MERCURY TWO	2015	OFF	2301	1716
COUNCIL OF SCIENTIFIC & INDUSTR. RESEARCH					
297	SAGAR SAMPADA	1984	SOFF	2661	800
CPT PROJECTS P.LTD.					
298	ABS AMELIA	2010	OFF	2177	3244
CRAFTWAY ENGINEERS LTD.					
299	OCEAN CREWZER - I	2014	CREW	72	0
300	OCEAN CREWZER - II	2014	CREW	72	0
CREATIVE GAMING SOLUTIONS PVT. LTD.					
301	M.V. SAN DOMINO	1989	PGER	2544	0
CREATIVES MARITIME SERVICES LLP					
302	CREATIVE I	2004	OSS	1592	1624
CROWN MARITIME CO. LTD.					
303	CROWN-I	1975	TUG	264	0
CRYSTAL SHIPPING					
304	BHAGYA EXPRESS	2010	PGER	172	51

(Contd...)

Table 1.11

List of all vessels registered for Indian trade (as on 31st December,2025)

SI No	Name Of the Ship	Year of Built	Type of Vessel	GT	DWT
D.G.LIGHT HOUSES & LIGHTSHIPS					
305	PARADEEP	1984	SOFF	602	168
306	SAGAR DEEP	1983	SOFF	2755	1568
307	SAGARDEEP-II	2002	SOFF	2466	1347
DAMANIA SHIPPING LTD.					
308	DAMANIA	1994	PGER	481	45
DAMODAR MARINE SERVICE					
309	KANSI NAMRATA	1969	OFF	487	737
DANIEL ENG. WORKS & SHIP REPAIRS					
310	VAILANKANNI	2014	OFF	850	1000
DEENDAYAL PORT TRUST					
311	KRITTIKA	2018	TUG	389	193
312	JYESHTA	2016	TUG	389	192
313	ALOK	2018	MOTO	14	0
314	ATRI	2018	MOTO	14	0
DELMAR OFFSHORE SERVICES P. LTD.					
315	DIPPER	2016	TUG	129	88
316	DELFINA	2016	TUG	129	88
DELTA MARITME & INDUS. SKILL TRNG INST. P. LTD					
317	RAAVI	1981	PGER	119	0
318	SHIVAM	1988	PGER	113	0
319	SAGA	1986	OFF	921	1025
DEPARTMENT OF OCEAN DEVELOPMENT					
320	SAGAR PASCHIMI	1996	SOFF	188	0
321	SAGAR PURVI	1996	SOFF	187	50
322	SAGAR KANYA	1983	SOFF	4207	1555
DEPT. OF ANIMAL HUSBANDRY & DAIRYING					
323	TSD SINDHURAJ	1999	DRED	785	0
DESHPRABHU RESOURCES, GOA					
324	AARYA	2012	MOTO	1320	0
DHARMADI SATYAM & SONS					
325	SRI BALAJI	2017	UTV	97	0
DHARTI DREDGING & INFRA. LTD.					
326	TG DHARTI 1E	2009	TUG	259	281
DINESH CHANDRA R. AGARWAL INFRACON P. LTD.					

(Contd...)

Table 1.11

List of all vessels registered for Indian trade (as on 31st December,2025)

SI No	Name Of the Ship	Year of Built	Type of Vessel	GT	DWT
327	DRA 1	2006	TUG	467	315
DIPLOMAT MARINE					
328	MALAVIYA SIX	1981	OFF	1221	1149
DIR. OF PORTS, THIRUANANTHAPURAM					
329	M.T. MALABAR	2015	TUG	157	113
DIR. OF SHIPPING SERVICES, PORT BLAIR					
330	RAJHANS	2003	PGER	124	9
DIRECTOR OF SHIPPING SERVICES, A&N					
331	CHUGLAM	2006	PASS	870	0
332	SHOMPEN	2001	PASS	421	0
333	STRAIT ISLAND	2005	PASS	449	500
334	SINDHU	2021	PSHIP	6828	1091
335	NALANDA	2022	PASS	6829	1091
DIRECTOR TOURISM					
336	RAMANUJAN	1972	PASS	823	163
DOEHLE DANUATIC (I) PVT. LTD.					
337	MT DAWN MATHURA	1995	TANP	28226	45999
DOLPHIN OFFSHORE LTD.					
338	SCH3	1994	TUG	107	65
339	TIME SKIPPER	2002	TUG	101	0
340	MARINA MERCURY	1997	TUG	152	0
341	PIONER STAR	1993	TUG	118	113
342	BRAHAMAPUTRA DOLPHIN	1976	OFF	1008	491
343	OSV GANGA DOLPHIN	1982	OFF	363	272
344	KAMRUP	1983	SOFF	405	436
DREAM MARINE P. LTD.					
345	COASTAL AMIGO	2009	DRB	1359	2000
DREDGING CORPORATION OF INDIA LTD.					
346	DCI TUG VII	2005	TUG	710	289
347	DREDGE-VI	1975	DRED	3802	0
348	DREDGE-VIII	1977	DRED	8150	11466
349	DREDGE-IX	1984	DRED	5159	6237
350	DREDGE-XI	1986	DRED	5170	0
351	DREDGE-XII	1990	DRED	6355	0
352	DREDGE-XIV	1991	DRED	6355	0

(Contd...)

Table 1.11

List of all vessels registered for Indian trade (as on 31st December,2025)

SI No	Name Of the Ship	Year of Built	Type of Vessel	GT	DWT
353	DREDGE-VII	1976	DRED	1075	0
354	DREDGE AQUARIUS	1977	DRED	2094	0
355	TUG VI	1979	DRED	562	0
356	DCI DREDGER-XV	1999	DRED	8070	0
357	DCI DREDGER-XVI	2001	DRED	8049	12401
358	DCI DREDGE-XVII	2001	DRED	8049	12401
359	DCI DREDGE - XXI	2014	DRED	6970	8650
360	DCI DREDGE - XIX	2012	DRED	6970	0
361	DCI DREDGE - XX	2013	DRED	6970	8650
362	DCI MULTI CAT-1	2015	UTV	408	278
DUKE OFFSHORE LTD.					
363	DUKE COMMAND	1994	CREW	111	0
DUMPA BRAHMA REDDY, GOSALA NAGENDRA VIJAY KUMAR, MRS. PYDA SWAPNA, MR. MADINEEDI NARENDRA					
364	TUG RESCO-4	2004	TUG	144	0
E.N. PVT. LTD.					
365	AGANI	2008	TUG	74	0
366	AKASH	2008	TUG	74	0
EASTERN BULK CO.LTD.					
367	PALLAVI C	1985	DRY	2612	3578
EASTERN NAVIGATION PVT. LTD.					
368	DEEP BLUE	2015	TUG	117	0
369	DAWN	2015	UTB	73	0
370	SARAAJU	2024	PB	114	0
371	TITAN 12	2000	TUG	104	156
372	SARYU 3	2000	SV	68	102
ELEKTRONIK LAB					
373	KRUPA	2006	MOTS	931	0
ELLON HINENGO LTD.					
374	NICOTRADE	1966	DRY	499	1157
375	JOHN RICHARDSON	1969	DRY	402	745
376	SOLOMON	1973	DRY	300	912
377	EBRAHIM ALI HUSSAIN	1988	DRY	1516	2657
378	BAY ISLAND	1985	DRB	1557	2301
EMERALD SEAWAYS					
379	BURAQ 11	2024	TUG	197	0

(Contd...)

Table 1.11

List of all vessels registered for Indian trade (as on 31st December,2025)

SI No	Name Of the Ship	Year of Built	Type of Vessel	GT	DWT
EPSOM SHIPPING (I)PVT LTD.					
380	ABS ANOKHI	2006	OFF	1995	1700
381	CELESTIAL	2014	PSV	3467	4141
EROS SEA LOGISTICS PVT. LTD.					
382	ADINATH	2007	BC	5222	8184
ESSAR BULK TERMINALS LTD					
383	EBT DREDGER	2006	DRED	4382	5236
ESSAR CONSTRUCTION (INDIA) LIMITED					
384	BADGER	1979	TUG	97	136
ESSAR SHIPPING LTD.					
385	NAND KAWAS	1991	DRY	1484	2293
386	NAND APARAJITA	1992	DRY	1478	2274
387	KIRAN	1994	DRY	91651	165289
388	ESSAR TUG - III	1991	TUG	225	145
389	PERSISTENCE	2006	TUG	490	325
390	PERSERVANCE	2007	TUG	592	475
ETERNAL OFFSHORE SERVICES					
391	M V PURNA	1982	CREW	154	0
EVERETT (INDIA) PVT. LTD					
392	DANGARMA	1982	DRY	2305	3388
EVERSUN SPARKLE					
393	EVERSUN-1	1985	TUG	262	78
FAIRMACS TRADING COMPANY PVT. LTD.					
394	FAIRMACS NICOBAR	2006	TUG	467	315
FARWAY BARGE OPERATIONS P. LTD.					
395	ANUSHREE	1993	DRB	1594	2048
FELICITA SHIPPING SERVICES PVT LTD					
396	ESSAR TUG VIII	1996	TUG	326	108
FINOLEX INDUSTRIES LTD.					
397	FINORATNA	1999	TUG	204	144
FIVE STAR BULK CARRIERS PVT LTD					
398	MAHA AARTI	2006	DRB	40086	77250
399	MAHA ROOS	2002	DRB	38731	75592
400	M.V. MAHA ANOSHA	2009	DRB	88397	0
FLAGSHIP MARINE INDIA PVT. LTD.					

(Contd...)

Table 1.11**List of all vessels registered for Indian trade (as on 31st December,2025)**

SI No	Name Of the Ship	Year of Built	Type of Vessel	GT	DWT
401	BON VOYAGE	2012	DRB	1250	0
402	KINGDOM	2010	GCS	1233	2000
FOMENTO RESOURCES PVT. LTD					
403	MARIA LAURA-1	2011	EP	2148	0
FORESEE SHIP MGT. P. LTD.					
404	MARINE FORTUNE 1	1998	MOTO	37847	72400
FUGRO SURVEY (I) PVT. LTD.					
405	VANESSA - XI	2010	OFF	494	509
GAJA MARINE PVT. LTD.					
406	BHADRA 1	2024	TUG	187	114
GAL OFFSHORE SHIPPING CO. LTD.					
407	GAL AMER SEA	1975	OFF	640	0
GARUDA CARRIERS & SHIPPING(P) LTD.					
408	GARUDA SHIVAM	2005	DRY	1530	2636
409	ISPAT GAURAV	1998	DRY	1532	2500
410	GARUDA SATYA	2000	DRY	1531	2500
GATI COAST TO COAST					
411	GATI SUVIDHA	1983	DRB	4471	6084
412	GATI ZIPP	1983	DRB	5615	6679
GATI LTD					
413	GATI-1	1984	DRY	3553	4811
414	GATI MAGISTIC M.V.	1995	DRY	7869	10730
GAUTAM FREIGHT LTD.					
415	CAPSTAR-1	1998	TUG	298	405
416	SANGHI SUDARRSHAN	2017	BC	3522	4400
417	SANGHI TRISHUL	2017	BC	3522	4400
GENERAL MARINE SERVICES					
418	ANUJA	1993	TUG	252	0
GENESIS PETROCHEMICALS & LOGISTICS P. LTD					
419	GENESIS ALPHA	2006	TANP	1316	1710
420	GENESIS	2022	TANP	1311	0
GEOLOGICAL SURVEY OF INDIA LTD.					
421	SAMUDRA MANTHAN	1985	SOFF	2374	1825
422	SAMUDRA KAUSTUBH	1985	SOFF	284	90
423	SAMUDRA SUDHIKAMA	1985	SOFF	284	90

(Contd...)

Table 1.11

List of all vessels registered for Indian trade (as on 31st December,2025)

SI No	Name Of the Ship	Year of Built	Type of Vessel	GT	DWT
424	SAMUDRA RATNAKAR	2013	SV	6551	3689
GLOBAL CAMBAYMARINE SERVICE P.LTD.					
425	ACQUA BOAT	2002	TUG	202	0
426	AQUA TOW	2010	TUG	476	292
GLOBAL MARITIME SERVICES					
427	PFS PROSPERITY	1995	DRY	1874	2709
GLOBAL OFFSHORE SERVICES LTD					
428	EVEREST	2000	SV	1972	3096
429	KAMET	2007	SV	2160	3269
430	M. V. MAHANANDA	2009	SV	1678	1400
431	MAHANADI	2006	TUG	1823	2204
GLORY SHIP MANAGEMENT PVT. LTD.					
432	RAJ SHAKTI	1988	TUG	83	0
433	EVER POWER	1977	TUG	131	0
434	M.T. SIDDHIDHATA	1989	TUG	320	0
435	M.V. MANGALMURTHY	1989	TUG	320	165
436	M.V. SIDDHIPRIYA	1989	TUG	320	165
437	SUPREME VISION	1994	OFF	495	0
438	PFS SUPPLIER	2009	SV	1972	3096
439	SHUBHAPRADA	2006	AHTS	1966	1500
GOA COASTAL RESORTS & RECREATION PVT. LTD.					
440	PRIDE OF GOA	1994	TUG	3546	320
GOA GULF CLUB PVT. LTD.					
441	JAI SOFIA	2011	PGER	2394	0
GODREJ & BOYCE MFG. LTD.					
442	RAIKA	2011	Y	22	4
GOOD EARTH MARITIME LTD.					
443	GOOD LIGHT	1979	DRB	31734	55882
GOVERNMENT OF KERALA					
444	MEENA KERALA	1993	DRED	402	0
GREAT EASTERN SHIPPING CO. LTD.					
445	JAG AARATI	2011	DRB	43790	0
446	M.V. JAG ADITI	2011	DRB	43790	0
447	M.V. JAG ARYA	2011	DRB	43843	0
448	JAG LAXMI	1999	TANP	58374	105051

(Contd...)

Table 1.11**List of all vessels registered for Indian trade (as on 31st December,2025)**

SI No	Name Of the Ship	Year of Built	Type of Vessel	GT	DWT
449	JAG LOK	2005	TANP	81396	158145
450	JAG PRAKASH	2007	TANP	29909	47848
451	JAG ABHA M.T.	2008	TANP	42403	74808
452	JAG AANCHAL M.T.	2008	TANP	42403	74811
453	M. T. JAG AMISHA	2009	TANP	42403	74889
454	JAG APARNA	2009	TANP	42403	74859
455	JAG PANKHI	2003	TANC	27627	46272
456	JAG PUSHPA	2007	TANC	29909	47848
457	JAG PRERANA	2007	TANC	29909	47848
458	JAG LYALL	2006	TANC	61315	110531
459	MALAVIYA TWENTY NINE	2006	SV	2152	3321
460	JAG AKSHAY	2016	BC	44113	82044
461	JAG AALOK	2016	BC	44113	82022
462	JAG AJAY	2016	BC	44127	82094
463	JAG ANAND	2011	BC	93227	179250
464	JAG ARNAV	2015	BC	43007	81732
465	JAG PUNIT	2016	CHT	29967	49717
466	JAG RADHA	2009	BC	32354	58133
467	JAG LEELA	2011	TANC	57249	105525
468	JAG LEENA	2010	TANC	81427	157672
469	JAG AMAR	2017	BC	44127	82084
470	JAG LAKSHYA	2011	TANC	81427	157642
471	JAG PAVITRA	2008	TANP	29733	51463
472	JAG LOKESH	2009	TANC	57142	105599
473	JAG VIRAT	2007	G.C	48772	54450
474	JAG VASANT	2006	G.C	48772	54490
475	JAG LARA	2012	TANC	59024	105258
476	JAG VISHNNU	2002	TANC	44673	49996
477	JAG ALAIA	2014	BC	92155	180694
478	JAG VIKRAM	2006	LPGT	23003	26427
479	JAG RAJIV	2013	BC	31751	56103
480	JAG AMAIRA	2014	DRB	43430	81005
481	JAG PARTH	2008	TANP	30170	46197
482	JAG PRACHI	2013	TANP	29762	51486
483	JAG PRIYANKA	2013	TANP	29708	49990

(Contd...)

Table 1.11

List of all vessels registered for Indian trade (as on 31st December,2025)

SI No	Name Of the Ship	Year of Built	Type of Vessel	GT	DWT
GREAT OFFSHORE LTD.					
484	MALAVIYA ONE	1983	OFF	869	1073
485	MALAVIYA THREE	1984	OFF	1250	1251
486	MALAVIYA FOUR	1984	OFF	1085	1251
487	MALAVIYA TWO	1983	OFF	870	1084
488	GAL ROSE SEA	1982	TUG	799	520
489	GAL BEAUFORT SEA	1982	TUG	799	520
490	KUMARI TARANI	1997	TUG	290	125
491	BHARATI-S	1981	TUG	591	0
492	MALAVIA SIXTEEN	2002	OFF	2031	3317
493	MALAVIA EIGHTEEN	2002	OFF	2137	3330
494	MALVIYA TWENTY	2004	SV	2151	3316
495	MALAVIYA THIRTY SIX	1987	SV	2589	1804
496	MALAVIYA_THIRTY THREE	1978	SV	6278	7093
GREAT SEA SHIPPING (P) LTD.					
497	GREAT SEA VEMBANAD	2013	CCON	756	1000
GREAT SHIP (INDIA) LTD.					
498	GREATSHIP ANJALI	2007	OFF	1596	2416
499	GREATSHIP RASHI	2011	OFF	3147	0
500	GREATSHIP VIDYA	2012	OFF	3387	0
501	GREATSHIP ROOPA	2012	OFF	3306	3674
502	GREATSHIP RACHNA	2012	OFF	3306	3674
503	GREATSHIP VIMLA	2012	OFF	3556	3310
504	GREATSHIP PRACHI	2015	OFF	3535	4193
505	GREATSHIP DIPTI	2007	SV	2263	3250
506	GREATSHIP AMRITA	2008	SV	1590	1996
507	GREATSHIP DHARTI	2008	SV	2179	3340
508	GREATSHIP DHWANI	2008	SV	2179	3340
509	GREATSHIP ASMI	2009	SV	1830	0
510	GREATSHIP AHALYA	2009	SV	1830	0
511	M. V. GREATSHIP AARTI	2009	SV	1830	0
512	GREATSHIP ADITI	2009	SV	1587	2054
513	GREATSHIP AMAIRA	2007	SS	1939	1661
GREAT UNITED ENERGY PVT. LTD.					
514	M.V. ADINATH ONE	1992	SV	2145	0

(Contd...)

Table 1.11

List of all vessels registered for Indian trade (as on 31st December,2025)

SI No	Name Of the Ship	Year of Built	Type of Vessel	GT	DWT
GREEN OCEAN SEAWAYS LTD.					
515	MV GREEN OCEAN-1	1988	PGER	349	82
516	GREEN OCEAN 2	1996	PGER	259	50
GREENWICH SHIPPING					
517	NAND MAGDALLA	1990	DRY	1484	2287
GU CRUDE CARRIERS PVT. LTD					
518	ADVAITA	2020	CEMC	14655	22701
GUJARAT ADANI PORT					
519	KHUSHBOO	1998	TUG	117	35
520	DOLPHIN NO.4	2004	TUG	355	0
GUJARAT MARITIME BOARD LTD.					
521	GMB - 3	2013	PTMB	437	194
522	GURJARI	2000	PTMB	190	0
523	ALANG	1989	PTMB	103	0
524	JAY SOMNATH	1989	PTMB	103	0
525	RUKMANI	1993	PTMB	284	0
526	BEDI	1984	PTMB	77	0
527	ROZI	1984	PTMB	77	0
528	KUNDLIKA II	1993	PTMB	21	0
529	ASMAVATI	1984	PTMB	232	0
530	GOPNATH	1995	PTMB	284	0
531	SHETRUNJI	1985	PTMB	232	0
532	VASANT	1975	PTMB	47	0
533	JYESTHA	1983	PTMB	66	0
534	PUSHYA	1960	PTMB	37	0
535	NALINI	1944	PTMB	54	0
536	GITANJALI	2000	PTMB	21	0
537	RATNAKAR	2008	PTMB	42	0
538	TUG PIROTAN	2015	PTMB	446	0
HABIB JAHIRHUSSAIN BHAGAD, SALAYA					
539	MADADGAR HAJI PIR	2024	OFF	66	0
HAL OFFSHORE LTD					
540	HAL SUPPORTER	1982	OFF	1085	832
HAUERS LINES LTD.					
541	ISLAND PRIDE	1969	DRY	298	957

(Contd...)

Table 1.11

List of all vessels registered for Indian trade (as on 31st December,2025)

SI No	Name Of the Ship	Year of Built	Type of Vessel	GT	DWT
HEDE FERROMINAS(P) LTD.					
542	FEROMINA HARVEST	1971	OFF	628	750
543	HAPPY SUCCESS	1974	OFF	704	936
HIND OFFSHORE					
544	SEA CONQUEST	1977	DRB	992	1142
545	KENWELL-93	1980	PGER	143	66
546	SUMAI TANGKAS	1980	PGER	152	66
547	SEA VENTURE	1972	OFF	817	677
548	SEA CHEETAH	1983	OFF	1621	1710
549	LADY GRACE	2002	OFF	1992	3055
550	SEA MELODY	1978	SOFF	969	0
551	SEA PRESTIGE	2007	7	1966	1500
HOLLY OFFSHORE LOGISTICS					
552	KARAN	1984	TUG	223	0
HOTEL LEELA VENTURE LTD					
553	THE LEELA	1991	PGER	722	0
I MARINE INFRATECH (I) PVT. LTD.					
554	SHIVA	1994	TUG	108	98
555	FERRARI	1999	TUG	120	82
556	MV CALPSCO FORTUNE	2009	TUG	472	0
IGOPL OFFSHORE PVT. LTD.					
557	WILCHIEF 1	1984	SV	3700	1909
IMPERIAL CLASSIC SHIPPING LTD.					
558	M.V. KTP - 1	2009	TUG	1359	0
IN MACHINERIES & EQUIPMENTS P. LTD.					
559	AQUA PRIDE	2011	UTV	69	23
INDIAN OCEAN SHIPPING PVT. LTD.					
560	DAWN KANCHIPURAM	1996	TANP	29141	44885
561	DAWN DWARKA	1998	TANP	21165	33540
INDIAN ROADLINES					
562	SHIVANI	2016	TUG	197	118
INDUS MARINE PVT. LTD					
563	CHENAB	1981	PGER	129	0
INLAND MARINE AND OFFSHORE COMPLEX PVT LTD					
564	BHUVAN	2012	MOT	75	0

(Contd...)

Table 1.11**List of all vessels registered for Indian trade (as on 31st December,2025)**

SI No	Name Of the Ship	Year of Built	Type of Vessel	GT	DWT
INTEGRITY SHIPS PVT. LTD					
565	SANMAR MAJESTRY	1996	TANP	5973	10314
INTERNATIONAL SEAPORT DREDGING PVT LTD.					
566	ANTIGOON	1990	HOD	7905	12948
ISPAT INDUSTRIES LTD					
567	ISPAT SAGAR	1981	DRY	1836	2780
568	ISPAT STAR	1976	DRB	15575	26432
ITT LINES PVT. LTD					
569	ITT LEOPARD	2004	DRY	2546	3469
570	ITT PANTHER	1999	OFF	1042	1207
ITT SHIPPING PVT. LTD.					
571	ITT TIGER	1984	DRY	1042	1214
572	ITT JAGUAR	1984	DRY	1557	2298
573	NAZISH	1982	DRY	1510	2160
574	ITT LION	1984	DRY	1042	0
J.D. LOGISTICS					
575	LOTUS - I	1999	TUG	79	0
J.M. BAXI HEAVY P.LTD.					
576	AB-2000	2005	TUG	197	177
577	M.V. AB - 3000	2007	TUG	249	133
JADWET TRADING COMPANY					
578	YOLANDA	1971	TANC	40	0
JAISU SHIPPING CO. LTD.					
579	AL-NIMS	1976	TANP	298	508
580	KAMAL XXII	1983	DRY	950	1294
581	BETUL	1982	TUG	376	0
582	KAMAL-XXI	1987	TANP	1575	2300
583	NOORANI SEA HORSE	1970	SOFF	99	99
584	KAMAL XXIII	1981	DRED	3249	4557
585	KAMAL XXIX	1973	DRED	2077	0
586	KAMAL-XXV	1975	DRED	3132	0
587	KAMAL XXXIII	1981	DRED	3348	0
588	KAMAL XXVII	1977	DRED	3548	0
JAL KUMUD SHIPPING IFSC P. LTD.					
589	JAL KUMUD	2008	BC	39890	76302

(Contd...)

Table 1.11**List of all vessels registered for Indian trade (as on 31st December,2025)**

Sl No	Name Of the Ship	Year of Built	Type of Vessel	GT	DWT
590	JAL GARUDA	2000	CHT	16786	26612
JAWAHARLAL NEHRU PORT TRUST					
591	ELEPHANTA	1989	PTMB	320	0
592	NHAVA	1989	PTMB	320	0
593	SAGAR (PILOT LAUNCH)	1989	PTMB	32	0
594	SHIVAJI	1989	PTMB	320	0
595	SHRUTI	1989	PTMB	32	0
596	SNEHA	1989	PTMB	32	0
597	SURABHI	1997	PTMB	58	0
JAYDEEP ASSOCIATE PVT LTD GUJARAT					
598	SIDDHIVINAYAK III	2025	GCS	1306	2179
599	SIDDHIVINAYAK V	2025	GCS	1311	1967
600	SIDDHIVINAYAK IV	2025	BARG	1313	630
JAYESH SHIPPING PVT LTD.					
601	HEMANT SAGAR	1973	DRY	483	696
602	RAVENSTURM	1977	TUG	1422	1251
603	GHENT	1976	TUG	1560	1350
604	MENAKA DAN	1989	OFF	69	0
JINDAL ITF LTD.					
605	JYESHTRAJ	2012	MPSV	1354	2100
606	GANESHWAR	2013	BARG	1372	2100
607	NIDHISHWARI	2013	BARG	1373	2100
608	VISHAMBAR	2013	BARG	1372	2100
609	BHAVYA	2013	BARG	1351	2100
610	VAYUPUTRA	2012	BARG	1369	2100
611	DRISHTI	2012	BARG	1327	2100
612	VARUNI	2012	BARG	1368	2100
613	PASHYANTI	2012	BARG	1367	2100
614	DEVSENA	2012	BARG	1350	2100
615	MEDHA	2012	BARG	1352	2100
616	GARUDAWAHANA	2013	BARG	1352	2100
617	SUPREME	2013	BARG	1231	2100
618	NITYA	2013	BARG	1365	2100
619	MAHESHWAR	2012	DRY	1370	2100
620	YUGALRAJ	1993	DRB	37550	70456

(Contd...)

Table 1.11**List of all vessels registered for Indian trade (as on 31st December,2025)**

SI No	Name Of the Ship	Year of Built	Type of Vessel	GT	DWT
JINDAL WATERWAYS LTD.					
621	JINDAL MEENAKSHI	2009	DRY	7460	9106
622	JINDAL KAMAKSHI	2009	DRY	7460	0
623	JINDAL TARA	1995	CCON	5850	7837
624	JINDAL KAMALA	1986	CCON	5847	7330
625	JINDAL MANJULA	1987	CCON	4839	5896
JMD SHIPPING SERVICES					
626	AMETHI - 8	1987	PGER	41	0
JS MARINE SERVICES PVT LTD, LUCKNOW					
627	JALASSHREE - 5	2004	RS	56	0
JSW JAIGARH PORT LTD.					
628	JSW BHIM	2016	TUG	468	307
629	JSW BAJRANG	2016	TUG	468	307
630	JSW BALRAM	2016	TUG	468	307
631	JSW RAIGAD	2017	DRB	5265	7932
632	JSW LOHAGAD	2020	DRB	5264	7933
633	JSW SINGHGAD	2020	DRY	5264	7933
JSW SHIPPING & LOGISTICS PVT. LTD.					
634	JSW UDAIGAD	2020	DRY	5832	8040
635	JSW VISHALGAD	2020	DRY	5832	8054
636	JSW ARJUNGAD	2020	DRY	5832	8043
637	JSW SURYAGAD	2021	DRY	5834	8044
638	JSW MIHIRGAD	2021	DRY	5858	8034
639	JSW FATEHGAD	2021	DRY	5834	8054
640	JSW ROHETGAD	2021	DRY	5830	8057
641	JSW MALHARGAD	2021	GCS	5857	8002
642	JSW MANDANGAD	2021	DRY	5857	8011
643	JSW RATANGAD	2021	DRY	5833	8059
644	JSW MANIKGAD	2022	DRY	5858	8000
645	JSW DEVGAD	2020	DRY	5833	8082
646	JSW VAJRAGAD	2021	DRY	5833	8057
Jal Kukud Shipping Hsc Pvt Ltd					
647	JAL KAMDHENU	2020	DRB	45246	53181
K LINE (INDIA) SHIPPING PVT. LTD.					
648	GANGA K	2011	BC	33096	58849

(Contd...)

Table 1.11

List of all vessels registered for Indian trade (as on 31st December,2025)

SI No	Name Of the Ship	Year of Built	Type of Vessel	GT	DWT
K SHIP MGMT & SERVICES					
649	TAG RAJBIR	2010	TUG	432	0
K. RAGHU PATHI RAO (RAGHU)					
650	M. V. SAISRI	2008	TANP	65	0
K.B. SHIPPING CO.					
651	KB 49	2024	TUG	108	162
K.C.MARITIME (I) LTD.					
652	DARYA SHAAN	2009	DRB	16102	27238
K.DESAI & COMPANY					
653	AQUAMARINE	1984	SOFF	181	0
K.G. OFFSHORE SERVICES PVT. LTD.					
654	REENA	2010	OFF	417	0
655	SAN DATAN	2022	TUG	141	42
656	SAN PARADISE	2022	TUG	177	96
KANDLA PORT TRUST					
657	MAGH	2014	PTMB	65	0
658	ROHINI	2014	PTMB	65	0
659	NIHARIKA	2006	PTMB	91	0
660	ASHWINI	2006	PTMB	498	244
661	JUMBO	1989	PTMB	293	130
662	SIKANDAR	1992	PTMB	294	130
663	TAPKESHWARI	1983	PTMB	70	29
664	AGNI SHANTI	1992	PTMB	126	0
665	SWATI	2009	PGER	89	0
666	ANURADHA	2009	PGER	89	0
KAPSONS PROMOTERS PVT LTD					
667	SURYA 9	2024	TUG	188	100
KB SHIPPING & COMPANY					
668	KB 40	2022	DPB	564	0
669	KB 41	2022	DPB	685	0
KEI-RSOS MARITIME LTD.					
670	SEA DIAMOND II	1975	TUG	646	0
671	FOUZ	1974	TUG	102	0
672	SONU	2002	TUG	337	0
673	MAJU-2	1984	TUG	242	0

(Contd...)

Table 1.11**List of all vessels registered for Indian trade (as on 31st December,2025)**

SI No	Name Of the Ship	Year of Built	Type of Vessel	GT	DWT
674	PUANSH	2001	TUG	64	32
675	BASAVRAJ	1982	TUG	272	0
676	VEGA	2002	TUG	299	137
677	BORCOS-114	1993	PGER	119	71
678	COROMONDEL SUPPORTER - 1	1985	OFF	456	268
679	CORROMONDAL SUPPORTER - VII	1986	OFF	469	442
680	COROMONDAL SUPPORTER - IV	1983	OFF	404	321
681	COROMONDEL SUPPORTER-VIII	1986	OFF	469	609
682	GODAVARI DOLPHIN	1981	SV	1206	1244
KHATTAR MARINE SERVICES P. LTD.					
683	REL TUG NINE	1985	TUG	330	216
KHATTAR MARINE SERVICES PVT. LTD.					
684	REL TUG TEN	1982	TUG	342	105
KHODIYAR TRADING					
685	COROMONDAL SUPPORTER -III	2007	OFF	994	1274
KIN-SHIP SERVICES PVT. LTD.					
686	KINSHIP PROSPERITY	1982	DRB	4317	4499
KMEW OFFSHORE PVT. LTD.					
687	RIVER PEARL 1	2017	MOTO	113	15
KNK SHIP MANAGEMENT					
688	DOLPHIN NO. 5	2005	TUG	390	0
689	KNK DISHA	2016	TUG	499	226
690	KNK ASHIMA	2018	TUG	488	275
691	KNK JYOTI	2017	TUG	567	425
692	KNK NAYRA	2016	TUG	499	214
KOLKATTA PORT TRUST					
693	TAMRALIPTA	2000	PTMB	462	145
694	RANI SIROMANI	2000	PTMB	462	144
695	PARSHURAM	1990	PTMB	550	206
696	ICHAMATI	1999	PTMB	150	19
697	KANGSABATI	1999	PTMB	150	19
698	RUPSA	1997	PTMB	105	11
699	HUGLI	1999	PTMB	105	11
700	MAHAGANGA	1978	PTMB	9123	8731
701	RABINDRA	2000	PTMB	1433	813

(Contd...)

Table 1.11

List of all vessels registered for Indian trade (as on 31st December,2025)

SI No	Name Of the Ship	Year of Built	Type of Vessel	GT	DWT
702	SAGAR (PILOT VESSEL)	1964	PTMB	1992	882
703	ANUSANDHANI	1963	PTMB	671	303
704	SAROJINI	2001	PTMB	1126	458
KONDO SYOKAI LEISURE INDIA PVT					
705	ROSA	2004	PASS	21	6
KRISHNA MARITECH					
706	KINSHIP LUCKY	1986	DRB	3133	4354
KSINC					
707	KERALAM	2014	MOTO	135	0
708	POSEIDON	2023	TANP	1260	1400
KSINC LTD.					
709	NEFERTITI	2018	MOTS	1119	0
L & T SAPURA SHIPPING PVT. LTD.					
710	LTS-3000	2010	SV	30628	0
LAKSHADWEEP DEVELOPMENT CORPN. LTD.					
711	MV KODITHALA	2013	BARG	498	164
712	ELIKALPENI	2012	ECAR	466	223
LAKSHADWEEP HARBOUR WORKS					
713	BHARAT	1983	TUG	75	0
LEWEK ALTER SHIPPING					
714	LEWEK ALTER	2007	OFF	3601	0
715	PSV LEWEK ALTAR	2006	OFF	2615	0
LIBRAA SHIP MGT. P. LTD.					
716	KOUNDINYA	2023	TUG	186	284
LIBRUS ENERGY & INFRA. P.LTD.					
717	TAURUS 24	2007	OFF	1808	1505
LILY MARITIME LTD.					
718	ASL OSPREY	2012	OFF	1714	1378
719	VARSHNE	2004	OFF	1677	1511
LMCS MARITIME PVT. LTD.					
720	CHAFA	2001	TANC	78845	150709
M. GANGADHAR RAO					
721	M. V. HEAVENS	2008	TANP	36	0
M. PALLONJI LOGISTICS PVT. LTD.					
722	MPB - III	2006	BARG	1601	2550

(Contd...)

Table 1.11

List of all vessels registered for Indian trade (as on 31st December,2025)

SI No	Name Of the Ship	Year of Built	Type of Vessel	GT	DWT
723	MP AHTS 1	2005	TUG	2310	2396
M. PALLONJI SHIPPING PVT. LTD.					
724	MPB -12	2013	BARG	1926	3150
725	MP MR TANKER 3	2010	TANP	28813	47962
M.P. RECYCLING CO. PVT. LTD.					
726	EAGLE MEERUT	1994	TANP	20378	29990
M/ S SAVANNAH OFFSHORE LOGISTICS PVT. LTD					
727	SAN 500	2025	TANP	411	617
728	SHALIMAR	2005	TUG	366	263
M/S ANTON ENGINEERING					
729	MINICOY	2000	PGER	932	0
M2M Ferries Pvt Ltd					
730	M2M PRINCESS	2003	PHSC	2252	3945
MAERSK BHARAT IFSC PVT LTD					
731	MAERSK VIGO	2010	CS	18326	23338
732	MAERSK VILNIUS	2010	CS	20927	29145
MAHESH ENTER.& INFRA INDIA P. LTD.					
733	M.E. QUEEN	2007	CREW	18	0
MAHESH SHIPPING & TRAVELS P. LTD.					
734	CHINNATHAMBI	2021	MOTS	250	270
MAHI MARINE PVT. LTD.					
735	SM KAVERI	2003	CCON	30024	35971
736	SM MAHI	2002	CS	30047	35766
737	SM NEYYAR	2006	CS	40952	55483
738	SM MANALI	2005	CS	35581	44135
MAJESTIC MARINE CHARTERS PVT LTD GOA					
739	MDPL 4	2025	BARG	1470	2195
740	BAYWAY I	2025	TANP	1052	1578
MAK LOGISTICS PVT. LTD.					
741	BHORUKA PRABHU	1978	DRY	955	1229
742	TARA KIRAN	1976	DRY	539	710
743	MAANAV STAR	1981	DRB	1175	2099
744	M.V. MAKRUZZ	2002	PGER	445	0
745	MAKRUZZ GOLD	1996	PGER	475	162
746	MAKRUZZ PEARL	1998	PHSC	449	0

(Contd...)

Table 1.11

List of all vessels registered for Indian trade (as on 31st December,2025)

SI No	Name Of the Ship	Year of Built	Type of Vessel	GT	DWT
MANNA SHIPPING & LOGISTICS P.LTD.					
747	ALBATROSS 5	2002	AHTS	1864	2117
748	MANNA	2009	TUG	1722	1625
749	MANNA 25	2010	OFF	2558	2502
MARIA OFFSHORE INTERNATIONAL LLP					
750	MARIA	2007	OFF	1079	880
MARIA SHIPPING PVT LTD					
751	MARIA GLORY	2006	CHT	29348	46616
MARINE BLUE SHIPPING					
752	SHREE KRISHNA XV	2010	TANP	708	0
MARINE INFRASTRUCTURE LTD.					
753	MARIA LAURA	2011	FC	2148	0
MARITIME NEXUS SHIPPING PVT LTD					
754	SANVI 69	2015	TANP	2117	3034
MAT MARINE SERVICES P. LTD.					
755	SRI RANJANA	2015	MOT	91	55
756	JAYA DURGA- 1	2012	MOTO	77	0
757	SAN TIAGO	2015	TUG	174	0
758	SAI SOWBAGHYA	2015	UTV	267	100
759	MAT JAGUAR	2008	UTV	238	100
760	MAT FALCON	2007	UTV	238	100
761	MAT MERCURY	2004	UTV	219	103
762	MAT VENUS	2014	UTV	215	68
763	MAT MARS	2014	UTV	215	68
764	LOTUS 1	1999	TUG	79	22
765	MAT SWIFT	2005	UTV	180	75
766	MAT URANUS 1	2004	UTV	219	74
767	MAT NEPTUNE	1992	TUG	181	121
768	MAT LYRA	2025	TUG	220	330
MAYA MARINE & LOGISTICS					
769	TIME TRADER	2004	TUG	113	0
MEENAKSHI FISHING & TRADING CO.					
770	ALL CARGO SUSHEELA	2001	DRB	6209	0
MERCATOR LINES LTD.					
771	MT HANSA PREM	2001	TANP	23680	36032

(Contd...)

Table 1.11**List of all vessels registered for Indian trade (as on 31st December,2025)**

SI No	Name Of the Ship	Year of Built	Type of Vessel	GT	DWT
772	PREM PURVA	1994	DRB	36708	69286
773	PUNITA	1984	TANP	29485	51287
774	SISOLI	1980	TANP	51095	89922
775	SADANAND	1986	TANP	52862	94752
776	DEVSI	1985	TANP	52629	94706
777	PREMVATI	1986	TANP	56613	100366
778	PREM MALA	2000	TANP	28522	47044
779	PREM PRIDE	1999	TANP	61764	109610
780	HARSHA	1979	TANP	5450	9054
781	VEDIKA PREM	1993	TANP	25644	42253
782	PREM DIVYA	1998	TANC	57950	109227
783	HARSHA PREM	1993	TANC	25644	34999
784	OMBATI PREM	1994	TANC	53383	90607
785	BANWARI PREM	2006	DRED	7277	0
786	DARSHANI PREM	2006	DRED	4992	7149
787	TRIDEVI PREM	2006	DRED	4992	0
788	OMKARA PREM	2006	DRED	4607	0
789	BHAGVATI PREM	2007	DRED	7256	9965
790	VEERA PREM	1970	DRED	9640	16385
791	VRINDA	1997	BC	36698	71034
MIDAS TANKERS P. LTD.					
792	DISTYA PUSHTY	1998	CHT	21165	33540
MINISTRY OF EARTH SCIENCES					
793	SAGAR TARA	2019	RS	497	144
794	SAGAR ANVESHKA	2020	RS	496	182
MODEST INFRASTRUCTURE LTD.					
795	SAGAR SAMRAJ	2014	SV	1226	0
MODEST OFFSHORE SERVICES LTD.					
796	IFK-1	1977	TUG	66	0
MOHAMMED REFIQUE, A&N ISLANDS					
797	MSV FAIZANE AL NOORANI	1995	MSV	342	0
MORMUGAO PORT TRUST					
798	ANJUNA	1986	PTMB	186	0
799	SURVEY II	1998	PTMB	44	0
MP OFFSHORE PVT. LTD					

(Contd...)

Table 1.11

List of all vessels registered for Indian trade (as on 31st December,2025)

SI No	Name Of the Ship	Year of Built	Type of Vessel	GT	DWT
800	MALAVIYA THIRTY	2006	SV	2152	3321
MR. BUDUR REDDY, MS.BUDUR VASUNDHARA,MS. BUDUR JAHNAVI					
801	SAMBHAVYA	2023	TUG	158	107
MR. JEETENDRA RAMAWADHI MISRA					
802	TAG SHIV	2006	TUG	431	0
MR. JEETENDRA RAMAWADHI MISRA & MR. KAMALAPRASAD					
803	AJAY	2000	PTMB	446	0
804	ANANT	2000	PTMB	446	0
MR. PRABHAKAR NARAYAN SAWATN, PROPERIETOR OF MANDОВI DRYDOCKS					
805	ATRI'	2023	BARG	614	0
MR. RAJEN P. SHAH					
806	MITRA	2008	P.C	10	0
MRS. HEMA KUMAR, MR. TEJ SINGH RATHORE, MR. K.S. MAHESHWAR					
807	M.V. COASTAL SURVEYOR	1980	TUG	197	0
MRS. ISHRAT JAHAN W/O MR. RIAZ KHAN					
808	M.S.V. JESUS	1993	OFF	140	15
MUKTINATH MARITME PVT LTD					
809	M.V. TRITON ENERGY	2011	TUG	373	0
MUMBAI PORT TRUST					
810	SHANSHODHINEE	1998	PTMB	40	0
811	PALLAVI	1995	PTMB	43	0
812	PAYAL	1995	PTMB	43	0
MUNAF ABDULLA BHAYA, SALAYA					
813	ALHAMDULILLAH	2024	OFF	1510	0
MUNDRA PORT AND SPECIAL ECONOMIC ZONE LTD					
814	DOLPHIN NO. 11	2009	TUG	671	210
815	SHANTISAGAR	2008	DRED	4977	1087
MUSTAN TAHDERBHAI KHANBHAI					
816	DR. NAGENDRA SINGH	1985	OFF	1310	1817
Mathew Meenathethil George					
817	LARA	1985	OFF	322	500
MoI SHIPPING IFSC PVT LTD					
818	GREEN SANVI	2009	G.C	47005	58811
819	GREEN SACHI	2010	G.C	47005	58811
820	GREEN SHAKTI	2010	G.C	47005	58811

(Contd...)

Table 1.11**List of all vessels registered for Indian trade (as on 31st December,2025)**

SI No	Name Of the Ship	Year of Built	Type of Vessel	GT	DWT
Mr. Bipin Kumar Singh, Mr. Dhruvin manish Shah, Mr. Anil Kumar, Mr. Jainil Rajesh Shah					
821	RESCO-1	1997	TUG	91	0
N.M. ENTERPRISES					
822	COAST EMERALD	2008	PGER	51	0
N.S. GUZDER & COMPANY LTD.					
823	AHALYA	1972	TUG	498	0
NATIONAL INSTITUTE OF OCEAN TECHNOLOGY					
824	SAGAR MANJUSHA	2006	SV	1065	407
825	SAGAR NIDHI	2007	SOFF	4862	0
826	SINDHU SADHANA	2013	SV	4154	1200
NATIONAL INSTITUTE OF OCEANOGRAPHY					
827	SINDHU SANKALP	1989	SOFF	709	297
NATWAR PAREKH INDUSTRIES					
828	GOPI	1983	RORO	956	1386
NAVAYUGA ENGINEERING CO. LTD					
829	NAVAYUGA-1	2007	DRED	6520	8476
830	NAVAYUGA-2	2008	DRED	4607	6318
831	NAVAYUGA 6	2008	DRED	6190	8064
NAVYA SHIPPING SERVICES LTD					
832	M.V. ACE SPIRIT	1997	DRY	1986	3500
833	COASTAL PRIDE	1994	DRY	1594	2053
NETINCON LOGISTICS PVT. LTD					
834	MOHUN BAGAN-5	2015	OFF	2419	0
835	MOHUN BAGAN -6	2016	MOTS	2527	4500
836	MOHUN BAGAN 7	2017	GCS	2808	5100
837	MOHUN BAGAN 10	2018	GCS	2803	5100
NEW ERA SHIPPING LTD. GOA					
838	HARMEEZ	1998	DRY	1593	2137
839	KINSHIP MODESTY	1998	DRB	1593	2183
NEW MANGALORE PORT TRUST					
840	SWARNA	1998	PTMB	374	147
841	ISWARI	2009	PTMB	359	0
NIKHIL KUMAR DHALI					
842	SAGAR SANDESH	1997	OFF	189	0
NSS SHIPPING PVT. LTD.					

(Contd...)

Table 1.11**List of all vessels registered for Indian trade (as on 31st December,2025)**

SI No	Name Of the Ship	Year of Built	Type of Vessel	GT	DWT
843	RADHA KRISHNA - III	1997	BARG	1694	2918
844	RADHA KRISHNA - II	1996	BARG	1691	2961
OCEAN DIVING CENTRE LTD					
845	MISTER NELSON	1975	TUG	380	593
OCEAN SPARKLE LTD.					
846	OCEAN CLASSIC	2008	TUG	279	75
847	OCEAN CREST	1983	TUG	476	328
848	OCEAN NAVIGATOR	2004	TUG	398	181
849	OCEAN SYMPHONY	2006	TUG	362	0
850	OCEAN GLORY	1981	TUG	299	0
851	OCEAN CHALLENGER	1972	TUG	104	0
852	OCEAN HERCULES	1972	TUG	104	0
853	OCEAN EMERALD	2005	TUG	316	0
854	OCEAN SPLENDOUR	1981	TUG	252	95
855	OCEAN ENVY	2005	TUG	358	91
856	OCEAN GALLANT	1996	TUG	375	99
857	SEALION APEX	2003	TUG	298	185
858	SEALION SENTINEL	2001	TUG	286	196
859	SEALION STERLING	2001	TUG	286	196
860	SVITZER SURAT	2003	TUG	451	0
861	OCEAN DELIGHT	1994	TUG	318	0
862	OCEAN PRESTIGE	2003	TUG	389	123
863	OCEAN SUPREME	2006	TUG	366	146
864	OCEAN QUEST	2002	TUG	424	190
865	OCEAN MISTIQUE	1983	TUG	115	0
866	OCEAN MONARCH	2007	TUG	366	146
867	OCEAN SPIRIT	2007	TUG	376	171
868	OCEAN REGAL	2002	TUG	288	70
869	OCEAN NECTAR	2001	TUG	261	0
870	OCEAN MARVEL	2002	TUG	178	70
871	OCEAN MIGHTY	1996	TUG	375	99
872	OCEAN FAME	2007	TUG	337	175
873	OCEAN MELODY	1996	TUG	225	0
874	OCEAN ELEGANCE	2006	TUG	337	0
875	OCEAN CROWN	2004	TUG	393	0

(Contd...)

Table 1.11**List of all vessels registered for Indian trade (as on 31st December,2025)**

Sl No	Name Of the Ship	Year of Built	Type of Vessel	GT	DWT
876	OCEAN ICON	2010	TUG	295	0
877	OCEAN HARMONY	2008	TUG	472	0
878	OCEAN THUNDER	2012	TUG	472	0
879	OCEAN ENDURANCE	2012	TUG	295	0
880	OCEAN BRAVE	2007	TUG	395	0
881	OCEAN EMPIRE	2012	TUG	468	287
882	OCEAN BREEZE	2009	TUG	396	194
883	OCEAN DESIRE	1994	TUG	353	0
884	OCEAN LIBERTY	2014	TUG	370	0
885	OCEAN ZEAL	2004	TUG	451	500
886	OCEAN PROGRESS	2016	TUG	368	166
887	SEALION ADMIRAL	2011	TUG	472	0
888	OSL TRIUMP	2002	OFF	2137	3264
889	OCEAN ACCLAIM	1993	PASS	34	0
890	OSL SENTINEL	2015	PSV	3535	0
891	OCEAN FAITH	2016	TUG	492	269
892	OCEAN STAR	2017	TUG	471	207
893	OCEAN SUCCESS	2017	TUG	471	199
894	OCEAN FREEDOM	2017	TUG	492	278
895	OCEAN DIVINE	2018	TUG	499	339
896	OCEAN ESTEEM	2019	TUG	488	252
897	OCEAN PROMISE	2009	TUG	493	268
898	OCEAN SWAN 1	2019	TUG	493	292
899	OCEAN SWAN 2	2019	TUG	493	292
900	OCEAN DIGNITY	2019	TUG	476	577
901	OCEAN POISE	2019	TUG	471	217
902	OCEAN PRIDE	2019	TUG	471	215
903	OCEAN VICTOR	2019	TUG	467	188
904	OCEAN SWAN 3	2020	TUG	493	262
905	OCEAN SWAN 4	2020	TUG	493	264
906	OCEAN LEAGEND	2017	TUG	498	243
907	OCEAN MAJESTI	2021	TUG	474	218
908	OCEANRADIANCE	2022	TUG	382	186
909	OCEAN GRACE'	2023	TUG	499	0
910	OCEAN SPLENDOUR.	2024	TUG	499	0

(Contd...)

Table 1.11

List of all vessels registered for Indian trade (as on 31st December,2025)

SI No	Name Of the Ship	Year of Built	Type of Vessel	GT	DWT
911	OCEAN ALLIANCE	2025	TUG	498	237
OCEANDEEP ENERGIES P.LTD.					
912	OSL GLORY	2014	OFF	3583	3878
OFF - TECH INC, KOLKATA					
913	RAJLAKSHMI VEDICA	2024	PB	114	0
OIL & NATURAL GAS COMM. LTD.					
914	SINDHU-07	1985	OFF	1302	1821
915	SAMUDRIKA-10	1986	OFF	952	1150
916	SAMUDRA NIDHI (MSV)	1985	SOFF	2995	2189
917	SAMUDRA SARVEKSHAK	1986	SOFF	3444	552
918	SAMUDRA SANCHANI (RESEARCH)	1986	SOFF	1500	2145
919	SAGAR VIJAY(D/S)	1985	SOFF	11104	3331
920	SAMUDRA SURAKSHA	1982	SOFF	5473	7115
921	SAGAR BHUSHAN	1987	SOFF	11103	3331
922	SAGARIKA-IV	1983	SOFF	4207	1096
923	SAMUDRA SEVAK	1988	SOFF	5455	6710
924	SINDHU-12	1985	OFF	1302	1452
925	B.S. NEGI	2014	OFF	1831	1817
926	P.R. NAYAK	2013	OFF	1831	1835
927	N.B. PRASAD	2014	OFF	1831	2500
928	L.J. JOHNSON	2013	OFF	1831	1828
929	P.T. VENUGOPAL	2015	OFF	1831	2500
930	COLONEL S.P. WAHI	2016	OFF	1831	2500
931	ATI ONGC GOA	2025	UTV	200	300
OM FREIGHT FORWARDERS PVT LTD					
932	BHARADWAJ	2003	GCS	7823	10320
ORIENT EXPRESS SHIP MANAGEMENT					
933	SSL GUJRAT	1997	CCON	18602	24365
934	ORIENT VICTORY	1989	RORO	6942	9944
ORINOCO SHIP MGT. P.LTD.					
935	OCEAN SACHIEL	2005	TUG	253	271
ORION AGENCIES LTD.					
936	NIRMITI	1999	DRY	1188	1856
937	PERIDOT	1992	TUG	73	0
ORION MARITIME PVT. LTD.					

(Contd...)

Table 1.11**List of all vessels registered for Indian trade (as on 31st December,2025)**

Sl No	Name Of the Ship	Year of Built	Type of Vessel	GT	DWT
938	M.T. AURA	2013	TUG	299	267
939	M.T. ATHENA	2013	TUG	299	266
ORION OFFSHORE SERVICES PVT LTD.					
940	M.V. ORION LAXMI	2011	SV	487	464
941	ORION PUSHTI	2022	TUG	124	49
ORISSA STEVEDORES LTD.					
942	OCEAN ALIANCE	1996	TUG	315	147
943	OSL GANJAM	2010	TUG	376	564
Ozeevo Shipping IFSC Pvt Ltd					
944	SONALIKA	2005	TUG	190	285
945	CANGJIE	2005	TANP	57248	98184
P. SURYA RAO					
946	M.T. SURYA	2002	TUG	59	0
PADMANABHA SHIPPING P.LTD.					
947	GURU PRASAD	1997	DRB	1592	2169
PANBULK SHIPPING (INDIA) IFSC P. LTD.					
948	PRABHU PUNI	2002	DRB	40002	76016
PARADIP PORT TRUST					
949	TARINI	2011	PTMB	284	691
PARKKOT MARITIME AGENCIES					
950	BHASKAR	2007	EP	1095	0
951	BHASKAR - II	2010	EP	1095	0
PCL SHIPPING PVT. LTD					
952	DECCAN PRIDE	2005	BC	38877	75477
953	DECCAN GEMMA	2015	TUG	351	186
PEARL SHIPS LTD.					
954	PEARL GRACE	1982	DRB	23797	39316
PFS SHIPPING INDIA LTD.					
955	PFS VAMANA	1986	DRB	41671	84700
956	PFS NARAYANA	1983	DRB	28330	47442
PIDILITE IND. LTD.					
957	SEA MARK	2004	SV	45	14
PILLONJI LOGISTICS LTD.					
958	MPB - 1	2006	BARG	1601	2550
959	MPB - 6	2006	BARG	1601	2550

(Contd...)

Table 1.11**List of all vessels registered for Indian trade (as on 31st December,2025)**

SI No	Name Of the Ship	Year of Built	Type of Vessel	GT	DWT
960	MPB - 5	2006	BARG	1284	2140
961	MPB - IV	2006	BARG	1601	2550
962	MPB - II	2006	BARG	1601	2550
963	MPB - 7	2011	BARG	1923	3000
964	MPB - 8	2011	BARG	1923	3000
965	MPB - 9	2012	BARG	1128	17501
966	MPB - 10	2012	BARG	1128	17501
967	MBP 11	2013	BARG	1926	3150
POLESTAR MARITIME LTD.					
968	JASMINE STAR	2014	TUG	376	145
969	ORCHID	1994	TUG	110	0
970	BLUE BELL	2004	TUG	194	0
971	HAZAL	2007	TUG	200	203
972	PARIJAT MT	2007	TUG	166	150
973	IRIS	2005	TUG	179	0
974	MT LILAC	2009	TUG	448	0
975	M.V. OCEAN ZIRCON	2011	TUG	341	0
976	ORCHID STAR	2012	TUG	468	288
977	ASTER STAR	2015	TUG	195	0
978	LOTUS STAR	2017	TUG	493	320
979	COSMOS STAR	2017	TUG	473	267
980	DAISY STAR	2016	TUG	493	317
981	PALASH STAR	2016	TUG	494	328
982	Gulmohar Star	2018	TUG	488	277
983	Rose Star	2018	TUG	488	277
984	SUNFLOWER STAR	2019	TUG	496	267
985	KONNA STAR	2024	TUG	498	238
986	MOGRA STAR	2024	TUG	498	228
POOMPUHAR SHIPPING COPN. LTD.					
987	TAMIL ANNA	1985	DRB	27986	39985
988	TAMIL PERIYAR	1986	DRB	27999	39990
POONAM SANTOSH DARNE					
989	KABIRA 1	2024	P.C	13	0
PRAGATI MARINE SERVIES PVT. LTD.					
990	MANGALAM	1994	DRY	1874	2873

(Contd...)

Table 1.11**List of all vessels registered for Indian trade (as on 31st December,2025)**

SI No	Name Of the Ship	Year of Built	Type of Vessel	GT	DWT
991	SEA HUNTER	2009	TUG	476	202
992	AORAKI	2008	TUG	333	146
PRANIK SHIPPING & SERVICES LTD.					
993	PRANIK PRAVESH	1997	DRY	1874	2849
PRATIBHA SHIPPING LTD.					
994	PRATIBHA CAUVERY	1981	TANP	16949	29810
995	PRATIBHA NEERA	1986	TANP	30565	28610
996	PRATIBHA KOYNA	1992	TANP	28223	47071
997	PRATIBHA NARMADA	1982	TANC	36865	62094
998	PRATIBHA INDRAYANI	1983	TANC	19245	32042
999	PRATIBHA CHANDRABHAGA	1983	TANC	22126	35225
1000	PRATIBHA TAPI	1987	TANC	23926	40156
1001	PRATIBHA WARNA	1988	TANC	23926	40141
1002	PRATIBHA BHEEMA	1991	TANC	79718	154971
PREMIUM JET SERVICES P. LTD.					
1003	MALAVIYA TEN	1999	OFF	2100	2542
PRINCE MARINE TRANSPORT SERVICES					
1004	MIGHTY	1986	TUG	288	0
1005	TUG PAMBA	1970	TUG	108	0
1006	TUG RAJA	2000	TUG	329	0
1007	SHAKTAN	1968	TUG	273	0
1008	VIVA	1975	OFF	999	0
1009	A-ONE	2008	OFF	497	646
1010	ZOYA	1975	OFF	775	0
1011	HIRA	1983	OFF	867	0
1012	A-THREE	2012	OFF	496	526
1013	THERA	2006	TUG	2014	1500
PRIYABLUE SHIPPING P. LTD.					
1014	PRIYA TWENTY FIVE	2006	OFF	2072	2940
1015	PRIYA TWENTY SEVEN	2006	OFF	2072	2370
1016	PRIYA TWENTY THREE	2007	OFF	2072	1890
PROSPECTS SHIPPING PVT LTD.					
1017	PROSPECTS	1979	DRB	14441	17550
PYDA VENKATA RAMA LALIT RANJIT, PYDA KRISHNA MOHAN					
1018	SONA VII	2014	TUG	138	105

(Contd...)

Table 1.11

List of all vessels registered for Indian trade (as on 31st December,2025)

SI No	Name Of the Ship	Year of Built	Type of Vessel	GT	DWT
QK MARINE SERVICES PVT. LTD.					
1019	VIHAAN	2015	TUG	470	284
1020	PRABHAT SHOBHA	2017	TUG	368	154
R. M. SHIPPING PVT. LTD.					
1021	SEA HAWK - 2	2008	PGER	24	5
1022	SEA HAWK - 3	2008	PGER	24	5
1023	SEA HAWK- 9	2008	PGER	24	5
1024	SEA HAWK - 1	2008	PGER	51	0
1025	SEA HAWK - 5	2009	PGER	25	0
1026	SEA HAWK - 6	2009	PGER	25	0
1027	SEA HAWK - 7	2009	PGER	25	0
1028	SEA - HAWK - 8	2009	PGER	25	5
RACON MARINE PVT LTD					
1029	RUDRA 1	2024	TUG	188	101
1030	SHIPRA I	2025	TUG	188	282
RADIANT SHIPPING LTD.					
1031	RADIANT RIGEL	1981	DRB	23652	40507
1032	RADIANT VEGA	1983	DRB	21968	37497
1033	RADIANT POLARIS	1982	DRB	23308	36205
1034	RADIANT CONOPUS	1979	DRB	21623	35157
RAJ SHIPPING AGENCIES LTD.					
1035	OFFSHORE RUNNER	2008	OFF	469	650
1036	ANWESHAK	1974	SOFF	715	915
1037	TUG ATUL	1966	TUG	284	0
1038	OFFSHORE SUPPLIER	1974	OFF	708	696
1039	OFFSHORE DEFENDER	1979	OFF	1112	1050
1040	OFFSHORE HUNTER	1983	OFF	815	1108
1041	OFFSHORE SUPPORTER	2002	OFF	1233	1255
1042	OFFSHORE RANGER	1999	OFF	1734	2230
1043	OFFSHORE SYMPHONY	2009	SV	2418	0
1044	DANSTAR (CREW BOAT)	1975	PASS	83	0
1045	OFFSHORE ADVENTURE	2004	SV	2161	3262
1046	OFFSHORE MONARCH	2003	OFF	1992	3115
1047	OFFSHORE WARRIOR	2005	OFF	2569	2329
1048	OFFSHORE UNITY	2009	OSS	1815	1769

(Contd...)

Table 1.11**List of all vessels registered for Indian trade (as on 31st December,2025)**

SI No	Name Of the Ship	Year of Built	Type of Vessel	GT	DWT
RAJMAHENDRI OIL FIELD SERVICES P LTD.					
1049	NOOR	1999	TUG	109	0
1050	JOSH	1997	TUG	74	0
RAREFIELD SHIPPING PVT. LTD.					
1051	RUSSEL RANI	1995	CCON	7662	0
REACON ENGINEERS(INDIA) PVT. LTD.					
1052	ROSANNA	1969	DRY	399	1060
1053	GULMA	1971	DRY	147	337
1054	AGNI	1976	DRY	299	893
RELIANCE INDUSTRIES LTD.					
1055	ANJALI	2008	PGER	126	94
1056	REL GAS VIKRAM	1990	ECAR	2657	1302
1057	REL GAS NAYANTARA	1991	ECAR	3035	2628
1058	REL GAS ESHTA	1991	ECAR	3035	2628
1059	REL TUG SEVEN	1999	TUG	465	252
1060	REL TUG III	1995	TUG	420	238
1061	REL. TUG IV	1995	TUG	420	238
1062	REL TUG V	1982	TUG	121	106
1063	RELTUG TWELVE	2005	TUG	290	0
1064	REL TUG EIGHT	1981	TUG	252	123
1065	REL TUG SIX	1999	TUG	465	252
1066	RELTUG SEVENTEEN	2015	TUG	368	211
1067	REL.TUG ELEVEN	2003	TUG	296	0
1068	REL TUG FOURTEEN	2008	TUG	466	287
1069	RELTUG SIXTEEN	2008	TUG	466	231
1070	RELTUG FIFTEEN	2008	TUG	466	288
1071	APSARA	2008	PGER	126	94
1072	POONAM	2001	PGER	79	0
1073	APURVA	2001	PGER	79	0
1074	EAGLE	2001	PGER	70	0
1075	CHETAK	2001	PGER	70	0
1076	REL SAGAR	2003	SOFF	1206	820
1077	REL DARSHAN	2008	SOFF	1215	2284
1078	RELTUG EIGHTEEN	2019	TUG	497	281
1079	RELTUG NINETEEN	2019	TUG	497	289

(Contd...)

Table 1.11

List of all vessels registered for Indian trade (as on 31st December,2025)

SI No	Name Of the Ship	Year of Built	Type of Vessel	GT	DWT
1080	KG D6 RUBY	2022	OSS	117860	157259
1081	RELTUG TWENTY	2025	TUG	250	375
RESHAMSINGH & CO. PVT LTD.					
1082	M.V. RESCO - 5	2010	TUG	154	0
RIPLEY OFFSHORE PVT. LTD.					
1083	MOHUN BAGAN 22	2017	TUG	191	102
RIPLEY PINNACLE INDIA IFSC PVT LTD					
1084	RIPLEY PINNACLE	2004	DRB	40060	76838
RIPLEY SHIPPING INDIA IFSC P.LTD.					
1085	RIPLEY PRIDE	2003	BC	39966	76858
1086	RIPLEY PIONEER	2004	DRB	41378	77834
RISHI MANSUKHANI PORTS & INFRA P. LTD.					
1087	NEERJA	1994	DRY	1874	2873
1088	RISHI VISTARA I	2016	TUG	197	118
RISHI SHIPPING					
1089	SEVA I	2011	BC	1783	2659
ROCK AND REEF DREDGING PVT. LTD.					
1090	ROCKSTAR	2020	TUG	172	75
RSMB GLOBAL EXIM LLP					
1091	RSBM 2	2022	DPB	757	0
RSOS - R.K.KATADI					
1092	KOHINOOR	1999	TUG	55	31
RUDRA MARINE SERVICES					
1093	ABHINAND	2011	TUG	1255	0
S. SURYA RAO					
1094	TEJA	2005	TUG	159	0
S.K. ALISHA & HASEENA BEGUM					
1095	SAN PIONEER	2020	TUG	176	142
1096	SAN ANGEL	2021	TUG	176	142
1097	SAN PRINCESS	2022	TUG	141	42
S.K.S. SHIP LTD.					
1098	JASMINE	1994	PGER	12	0
1099	TULIP	1994	PGER	12	0
S.R. OFFSHORE P. LTD.					
1100	DANISH	2006	BARG	1110	2060

(Contd...)

Table 1.11

List of all vessels registered for Indian trade (as on 31st December,2025)

SI No	Name Of the Ship	Year of Built	Type of Vessel	GT	DWT
1101	ROZA	2005	TUG	156	0
S.S. OFFSHORE PVT. LTD.					
1102	SAGAR FORTUNE	2008	SV	2442	3084
1103	SAGAR PRIDE	2006	TUG	1759	1494
1104	SAGAR ENERGY	2008	OFF	2160	3250
SA SHIPPING LTD.					
1105	SAN PRIDE	2020	TANP	805	958
SADHAV SHIPPING LTD.					
1106	SACHINAM I	2006	DRY	1148	2080
1107	SHANTAM	2012	DRY	1323	2300
1108	ADWITA	2001	TUG	1706	1903
1109	MALAVIYA TWENTY FOUR	2005	SV	2052	2680
1110	AADYA	1987	AHTS	1997	0
1111	SWACHCHAK	2015	UTV	135	68
1112	SARVESHAK	2017	SOFF	70	5
1113	SARATHI	2022	PV	68	0
SAFE & SURE MARINE INT. PVT. LTD.					
1114	SAGAR SEVAK	1972	SOFF	490	826
1115	PRIYANKA	1999	DRY	1441	2195
SAHARA INDIA TOURISM DEV. CORPN. LTD					
1116	M.V. QING	1982	PGER	35143	4514
SAHARA SHIPPING PVT. LTD					
1117	LION KING	1998	TUG	78	24
SAKTHI SHIPPING SERVICES (I) PVT. LTD.					
1118	M.V. SAKTHI	1982	DRY	1510	2164
1119	JAI VEKKALI MEENAKSHI	1983	DRY	2653	3677
SAKURA ENERGY TRANSPORT LTD.					
1120	HISUI	2010	LPGT	45815	53012
1121	KASAGISAN	2006	TANC	160216	302478
1122	GREEN BHAVISHYA	2006	LPGT	23003	26424
1123	GREEN SARITA	2008	G.C	47173	58690
1124	LILAC VICTORIA	2011	TANP	40976	74913
1125	KASHIMASAN	2007	TANC	159840	306033
1126	REIMEI	2007	LCAR	45811	53100
1127	GREEN ASHA	2007	LCAR	23003	26424

(Contd...)

Table 1.11

List of all vessels registered for Indian trade (as on 31st December,2025)

SI No	Name Of the Ship	Year of Built	Type of Vessel	GT	DWT
SALGAOCAR MINING LTD.					
1128	PYARELAL	2005	TUG	255	283
1129	SUNRISE	1974	DRB	34920	58635
SALGAONKAR ENGINEERS PVT. LTD.					
1130	GOSALIA PROSPECT	1971	DRB	12519	17529
SAMBHULINGAM MARINE SERVICES					
1131	KALINDI	2011	OFF	317	0
SAMEER USMANGANI MIRANI					
1132	DEEP STAMBH - II	2009	TUG	125	25
SAMRAT ASIA MARITIME LTD.					
1133	SAMRAT VIJAYA	1995	DRY	1874	2350
SAMSON MARITIME LTD.					
1134	ADI SHAKTI	1976	TUG	454	837
1135	OCEAN LAPIZ	1977	TUG	366	220
1136	JADE	1982	TUG	587	458
1137	SULAVESI	1984	TUG	747	0
1138	OCEAN OPAL	2011	TUG	1071	0
1139	OCEAN CITRINE	2011	TUG	1071	0
1140	OCEAN MORGANITE	2013	TUG	2207	1896
1141	OCEAN AQUAMARINE	2007	TUG	1454	1219
1142	OCEAN CORAL	2013	OFF	2207	1866
1143	OCEAN AMMOLITE	2004	OFF	499	502
1144	OCEAN TANZANITE	2009	SV	873	0
1145	OCEAN JADE	2013	AHTS	1081	699
SAMUDRIKA LOGISTICS PVT. LTD.					
1146	OCEAN SURVEYOR	1978	OFF	275	290
SAMUNDAR MANTHAN OFFSHORE PVT LTD					
1147	SMO VIKING	2004	SV	2152	3300
SAN MARINE					
1148	SIRI	2015	TUG	174	0
SANJAY KUMAR HARISH BHAI MANGI (PROPRIETOR)					
1149	VARAHI	1995	TUG	374	147
SANMAR SHIPPING LTD.					
1150	SANMAR SERENADE	1992	TANP	25877	45696
1151	SANMAR SITAR	2000	TANP	29351	48706

(Contd...)

Table 1.11**List of all vessels registered for Indian trade (as on 31st December,2025)**

Sl No	Name Of the Ship	Year of Built	Type of Vessel	GT	DWT
1152	SANMAR SANTOOR	2002	TANP	28552	47141
1153	SANMAR SRUTHI	1999	TANC	43357	73980
1154	SANMAR SLOKA	2005	TANP	42058	71810
1155	SANMAR REGENT	1999	LCAR	10692	13712
1156	SANMAR SAROD	2007	TANP	40953	74994
1157	SANMAR SNEHA	2006	TANP	32105	49000
SARAF CORPORATION INDIA PVT LTD					
1158	SEAQUEST GARUDA	2014	OSS	2937	1200
SARAT CHATTERJEE & CO. (V)P. LTD					
1159	JAL VAIBHAV	2006	BC	46398	85926
1160	JAL LAHARI	2017	TUG	191	102
1161	JAL SAMRIDDHI	2018	BARG	2802	5100
1162	JAL SIDDHI	2019	BARG	2802	5100
SAURASHTRA FUELS PVT. LTD.					
1163	ISPAT SHANTI	1981	DRY	1836	2780
1164	ISPAT SHAKTI	1982	DRY	1836	2780
SCUBA LOVING DIVE & TRAVEL PVT. LTD.					
1165	HUMPBACK	2020	P.C	16	0
SDS OFFSHORE PVT. LTD					
1166	AQUATOR-2	2015	CREW	94	14
1167	KIRANJOG	2020	PGER	118	20
SEA GLITTERS OFFSHORE P. LTD.					
1168	RAAFI	2021	TUG	253	0
SEA LIFE SHIPPING COMPANY					
1169	TRANSTAR	1995	TUG	177	0
SEA RIDES SHIP MANAGEMENT					
1170	ONYX	1977	SOFF	1011	1142
SEA SPARKLE HARBOUR SERVICES LTD					
1171	SEALION ACE	2013	TUG	471	187
SEABIRD MARINE SERVICES					
1172	DB MRUDULA I	2024	BARG	586	1255
SEABON DNV MARINE P. LTD.					
1173	OCEAN CREWZER - III	2014	CREW	72	16
SEAGAUTAM SHIPPING PVT LTD					
1174	SEAGAUTAM AARNAV	2025	GCS	2853	2094

(Contd...)

Table 1.11

List of all vessels registered for Indian trade (as on 31st December,2025)

SI No	Name Of the Ship	Year of Built	Type of Vessel	GT	DWT
1175	SEAGAUTAM	2019	GCS	4683	7266
SEAGULL DREDGING PVT. LTD. MUMBAI					
1176	PORUNAI	1982	TUG	71	0
SEALAND SHIPPING & EXPORTS PVT.LTD.					
1177	MV CONCORD	1978	DRY	2233	3881
SEALINK ADVENTURES INDIA P. LTD.					
1178	NAUTIKA	2018	PGER	318	37
1179	NAUTIKA PRO	2025	PHSC	480	720
SEALION SPARKLE MARITIME SERVI					
1180	KORTALAIYAR	2000	SOFF	68	7
1181	ARANI	2000	SOFF	68	7
SEALION SPARKLE PORT & TERMINAL SERVICE					
1182	SEALION AGILE	2003	TUG	298	185
1183	OCEAN CHEER	2018	TUG	471	209
1184	OCEAN BLISS	2018	TUG	471	210
SEASHORES INFRA LOGISTICS					
1185	HEMAVATHI	1988	TUG	269	115
SEASPAN SHIPPING LTD.					
1186	SEASPAN-III	1990	PGER	643	139
SEASTAR & AMBA SHIPPING P. LTD.					
1187	SEASTAR AMBA ONE	2003	TUG	193	0
SEATRANS SHIPPING CORPN. LTD.					
1188	UMASHRI	1976	TUG	42	0
SEAWAYS SHIPPING LIMITED					
1189	SEAWAYS VALOUR M.T.	1991	DRY	11998	14140
1190	SEAWAYS VENTURE M.T.	1991	DRY	11998	14140
SEGAL SHIPPING SERVICES P.LTD.					
1191	WHITE WAVE	2012	UTC	1787	2655
1192	DIAMOND	2023	GCS	1930	0
SERENE GREEN SHIPPING P.LTD.					
1193	SANMAR SOPRANO	2002	TANP	28048	45861
SEROS SHIPPING P. LTD.					
1194	POLARIS	2008	TUG	295	0
1195	ESSAR TUG - V	1992	TUG	225	146
1196	SHAKTI	2003	TUG	777	614

(Contd...)

Table 1.11**List of all vessels registered for Indian trade (as on 31st December,2025)**

SI No	Name Of the Ship	Year of Built	Type of Vessel	GT	DWT
1197	MARIA I	2003	TUG	777	606
1198	SHARAN	2014	TUG	382	191
1199	SAMARTH	2009	TUG	1579	1491
1200	SAURYA	2009	TUG	1579	1501
1201	SAKSHAM	2009	TUG	1579	1500
1202	SOMNATH	2005	DRB	30704	55707
SERVA SHANTI PROPERTIES P.LT.D					
1203	MEKAN	1988	TUG	293	130
SESA SHIPPING(P) LTD.					
1204	TUG COURAGEOUS	1988	TUG	121	0
SESA STERLITE LTD.					
1205	ROYAL SESA	2012	BARG	5522	3519
SETHUSAMUDRAM CORP.TD. CHENNAI					
1206	KURUNJI	2009	MOTO	17	0
1207	MULLAI	2009	MOTO	17	0
1208	MALLIGAI	2009	MOTO	17	0
1209	POOMARICHAN	2009	MOTO	48	0
1210	ARLI	2010	MOTO	17	0
1211	PARIJATHAM	2010	MOTO	17	0
1212	THAMARAI	2010	MOTO	17	0
1213	ALLI	2010	MOTO	17	0
1214	M.V. SINGHLE	2010	MOTO	48	0
1215	M.V. PULIVASAL	2010	MOTO	48	0
SETRANS SHIPPING LTD.					
1216	GURPUR	1976	TUG	249	184
SEVEN ISLAND SHIPPING LTD					
1217	VICTORY	1990	TANC	18260	29932
1218	SAFFRON	1998	TANC	81565	149999
1219	COURAGE	2003	TANP	27829	47791
1220	KESTREL	2002	TANC	28539	45999
1221	SUCCESS	2004	TANC	29335	46803
1222	patriot	2002	TANP	28099	46001
1223	FEATHER	2004	TANP	22184	35199
1224	CORONET	2004	TANP	29335	46803
1225	BLOSSOM	2004	TANP	8351	12842

(Contd...)

Table 1.11**List of all vessels registered for Indian trade (as on 31st December,2025)**

Sl No	Name Of the Ship	Year of Built	Type of Vessel	GT	DWT
1226	BABYLON	2006	TANP	27969	45726
1227	HARVEST	2004	TANP	27972	45727
1228	LOURDES	2003	TANP	8351	12791
1229	ROSE GAS	2003	G.C	22943	26534
1230	PINE GAS	2006	G.C	47173	58585
1231	MARVELS	2004	TANP	27969	45761
1232	FAIRWAY	2005	TANP	22184	35190
1233	BOURBON	2004	TANP	29242	46921
1234	WILLOW	2003	TANP	28098	45887
1235	MAJESTY	2009	TANP	28777	48056
1236	CAPITAL	2008	TANP	29733	51603
1237	MISSION	2009	TANP	28754	48012
1238	ORCHIDS	2008	TANP	8542	13127
1239	FORTUNE	2008	OIBC	8550	8552
1240	PEBBLES	2008	TANP	8689	13153
1241	PROSPER	2008	CHT	8545	13148
1242	GATEWAY	2012	TANP	28736	45950
1243	COMPASS	2009	TANP	81306	157985
SH. JATIN KUMUDCHANDRA GANDHI, SH. RIAZ AHMED ISMAIL MLTNSHI					
1244	AKSHIP 9	1999	TUG	458	362
SHAHI SHIPPING LTD.					
1245	ROYAL GODAVARI	1988	TUG	121	0
SHANTI SAGAR INTERNATIONAL DREDGING P LTD					
1246	DARYA MANTHAN	2007	HOD	4337	7170
1247	BAITARANI	2010	TUG	462	0
1248	SHANTI SAGAR - 15	2012	DRED	495	0
1249	SHANTI SAGAR 17	2017	HOD	8294	0
1250	SHANTI SAGAR -18	2017	HOD	8287	12324
1251	SS SPLIT BARGE 5	2020	BARG	1833	2375
1252	SS SPLIT BARGE 6	2024	BARG	1796	2375
SHANTI SHIPPING CO.(P) LTD					
1253	ISLAND PRINCESS	1967	DRY	760	830
SHINY SHIPPING & LOGISTICS PVT.					
1254	PAMBOOR	2012	TANP	764	962
1255	PAMBOOR 2	2020	TANP	1067	1508

(Contd...)

Table 1.11

List of all vessels registered for Indian trade (as on 31st December,2025)

SI No	Name Of the Ship	Year of Built	Type of Vessel	GT	DWT
1256	SHAUN 1	2016	TANP	1389	1772
SHIPPING CORPN. OF INDIA					
1257	HOMI BHABHA	1982	TANC	25040	41123
1258	SCI-05	1984	OFF	1310	1819
1259	SCI CHENNAI M.V.	2008	DRY	43679	57813
1260	SCI MUMBAI M.V.	2008	DRY	43679	57785
1261	M.V. VISVA VIJETA	2011	DRB	33032	0
1262	M.V. VISVA MALHAR	2011	DRB	33032	0
1263	M.V. VISVA NIDHI	2011	DRB	33170	0
1264	M.V. VISVA PREM	2011	DRB	33185	57161
1265	M.V. VISVA BANDHAN	2011	DRB	33185	0
1266	VISVA EKTA	2011	DRB	33185	57100
1267	VISVA VIKAS	2012	DRB	33185	57138
1268	VISVA DIKSHA	2012	DRB	33185	57133
1269	VISVA ANAND	2012	DRB	44007	80204
1270	VISVA VINAY	2012	DRB	44007	80139
1271	VISVA PREETI	2012	DRB	44007	80250
1272	VISVA VIJAY	2012	DRB	44010	80312
1273	VISVA JYOTI	2012	DRB	44864	82091
1274	K.D. MALAVIYA	2012	OFF	1831	0
1275	M.V. SCI PANNA	2011	TUG	2040	2000
1276	SCI RATNA	2011	TUG	2039	0
1277	M.V. SCI POWER	2011	TUG	2067	1994
1278	SCI MUKTA	2012	TUG	2039	1965
1279	SCI KUNDAN	2012	TUG	2067	2010
1280	SCI AHIMSA	2012	OFF	2067	2005
1281	VISHVA CHETNA	2013	DRB	44864	81734
1282	DESH VAIBHAV	2005	TANP	161202	316409
1283	DESH VIRAT M.T.	2008	TANP	162416	319000
1284	M.T. DESH GARIMA	2011	TANP	64397	114790
1285	M.T. DESH SURKSHA	2011	TANP	64397	114790
1286	DESH SAMMAN	2011	TANP	64397	0
1287	DESH SHOBHA	2012	TANP	81334	157985
1288	MAHARSHI PARASHURAM	2002	TANC	51785	93322
1289	DESH BHAKT	2003	TANC	61978	110000

(Contd...)

Table 1.11**List of all vessels registered for Indian trade (as on 31st December,2025)**

Sl No	Name Of the Ship	Year of Built	Type of Vessel	GT	DWT
1290	DESH PREM	2003	TANC	61978	110000
1291	DESH RAKSHAK	2003	TANC	61978	110000
1292	DESH GAURAV	2003	TANC	61978	110000
1293	DESH UJAALA	2005	TANC	161202	316217
1294	DESH SHAKTI	2003	TANC	84261	146840
1295	DESH SHANTI	2004	TANC	84261	146114
1296	M. T. SWARNA KALASH	2009	TANC	29845	47878
1297	DESH VISHAL	2009	TANC	162412	320071
1298	SWARNA PUSHPA	2010	TANC	29845	47795
1299	SWARNA MALA	2010	TANC	29993	51196
1300	SWARNA SINDHU	2010	TANC	42845	73368
1301	SWARNA GANGA	2010	TANC	42845	73368
1302	SWARNA BRAHMAPUTRA	2010	TANC	42845	73368
1303	SWARNA GODAVARI	2010	TANC	42845	73368
1304	SWARNA JYANTI	2010	TANC	57702	104900
1305	SWARNA KRISHNA	2010	TANC	42845	73368
1306	SWARNA KAVERI	1975	TANC	42845	73665
1307	DESH MAHIMA	2010	TANC	64397	115611
1308	SWARNA KAMAL	2010	TANC	57702	104903
1309	DESH VIBHOR	2015	TANC	165319	316634
1310	M.V. SCI NALANDA	2012	OFF	2633	3093
1311	SCI YAMUNA	2012	TUG	2633	3095
1312	VISHVA UDAY	2013	BC	44861	81696
1313	SCI URJA	2012	AHTS	2067	2002
1314	SCI SABARMATI	2013	SV	3306	3628
1315	DESH ABHIMAAN	2007	TANC	81084	159040
1316	SCI SARASWATI	2017	SV	3616	3720
1317	NANDA DEVI	2001	G.C	46506	53503
1318	SAHYADRI	2009	G.C	47058	54526
1319	SHIVALIK	2009	G.C	47058	54534
SHIV SHIPPING SERVICES					
1320	SHIV SHAKTI	2013	BARG	1583	2000
SHIV VANI OIL & GAS EXPLORATION					
1321	SACHINAM	1998	PGER	174	46
SHIVA MARKETING LTD.					

(Contd...)

Table 1.11

List of all vessels registered for Indian trade (as on 31st December,2025)

SI No	Name Of the Ship	Year of Built	Type of Vessel	GT	DWT
1322	SHIV KRIPA	1995	TUG	157	0
SHIVANSH OFFSHORE AND MARINE SERVICES PVT. LTD.					
1323	GARNET	2005	TUG	1585	1598
1324	SHIVANSH ARYA	2009	OFF	1615	1067
1325	SHIVANSH PRIYA	2005	OFF	2140	1075
1326	SHIVANSH	2004	TUG	964	860
1327	SHIVANSHI POOJA	2008	TANP	3220	4641
SHM SHIPCARE					
1328	OCEAN CREWZER V	2022	PGER	73	0
1329	SEA STALLION - 1	2021	PHSC	332	149
1330	OCEAN CREWZER - VI	2025	CREW	169	254
SHOFT INDUSTRIES PVT. LTD.					
1331	HDC ALBATROSS	2017	GCS	1207	1625
1332	KABIRA	2024	TUG	347	180
SHREE KRISHNA STEVEDON PVT. LTD.					
1333	SHREEKRISHNA - X	2010	BARG	1527	2312
1334	SHREE KRISHNA - VII	2010	BARG	1520	2100
1335	SHREEKRISHNA - XI	2010	BARG	1527	2312
1336	SHREE KRISHNA - IX	2009	DRY	1518	2100
1337	SHREE KRISHNA 14	2011	GCS	1269	2168
SHREE LAXMI ENTERPRISES					
1338	TUG ANASUYA	1997	TUG	290	125
SHREE SAGAR STEVEDORE					
1339	NAND ICHAPUR	1991	DRY	1491	2280
1340	M.V. KOMAL	1992	DRB	1478	0
1341	M.V. KANGNA	1992	DRB	1478	0
1342	SWAMI SAGAR	2011	MOTO	1066	0
1343	SHIV SAGAR	2025	GCS	1380	1022
SHREEJI SHIPPING					
1344	ANJANI	2020	TUG	191	0
SHREEJI SHIPPING SERVICES (INDIA) LTD.					
1345	THREWIN SUCCESS	1990	DRY	1446	1878
1346	THREWIN SPLENDOUR	1989	DRY	1446	1883
1347	MEERA	2019	TUG	127	50
1348	RADHA	2019	TUG	127	50

(Contd...)

Table 1.11

List of all vessels registered for Indian trade (as on 31st December,2025)

Sl No	Name Of the Ship	Year of Built	Type of Vessel	GT	DWT
1349	DARYA SAGAR	2022	SV	1465	2254
1350	BHOLENATH	2020	SV	1465	2254
1351	SHIV SHAMBHU	2022	SV	1465	2254
1352	VARAHA	2025	SV	1305	2211
1353	SJ LILLY	2025	GCS	5998	9506
SHREYAS SHIPPING & LOGISTICS LTD					
1354	ORIENT PATRIOT	1983	CCON	17702	20182
1355	ORIENT VISION	1979	CCON	4802	6302
1356	UNITY	1990	CCON	11982	14100
1357	OEL SHREYAS	1991	CCON	12997	17610
1358	OEL TRUST	1992	CCON	11872	14371
1359	SSL MUMBAI	1997	CCON	18602	24374
1360	SSL BHARAT	1997	CCON	29383	34670
1361	SSL VISAKHAPATNAM	1996	CS	18602	24376
1362	SSL SABARIMALAI	2003	GCS	12993	17471
1363	SSL BRAHMAPUTRA	2003	CCON	39941	50821
1364	SSL KRISHNA	2002	CCON	27322	34608
1365	TBC BADRINATH	2011	BC	22634	34250
1366	TBC KAILASH	2011	BC	22358	35152
1367	SSL GODAVARI	2010	CS	32901	35376
1368	SSL KAVERI	2007	CS	27104	33704
1369	SSL THAMIRABARANI	2005	CS	9520	13006
SHRI ANIL V MADGAVKAR					
1370	MIS STRESS	2010	P.C	28	0
SHRI ARVIND SHAH P/O AECADIA					
1371	MV KB-1	2010	TUG	69	0
SHRI BERI RAMAKRISHNA, SHRI PENMETSA NAVEEN KUMAR, SOMA SUNDARA RAO MATU, RAVI KUMAR VANUMU					
1372	AVYA	2023	TUG	88	67
SHRI DWARAMPUDI TIRAPAYYAREDDY					
1373	GAYATHRI	2015	MOT	91	55
SHRI JEETENDRA RAMAWADH MISRA & KAMALAPRASAD RAMAWADH MISRA					
1374	AKSHIP 8(CHAPORA II)	2003	TUG	437	142
SHRI KATADI JANAKIRAM					
1375	JUPITER	2016	MOTT	160	0
SHRI MAHENDRASINH KIRITSINH GOHIL					

(Contd...)

Table 1.11

List of all vessels registered for Indian trade (as on 31st December,2025)

SI No	Name Of the Ship	Year of Built	Type of Vessel	GT	DWT
1376	SAGAR - I	1976	DRB	303	246
SHRI MANKESHWAR MECHANICAL SERVICES					
1377	VIJAYANTI	1975	TUG	62	0
SHRI RASHED AHMED MUJAWAR PROPRIETOR					
1378	FARDEEN - I	2011	DRY	1398	2213
SHRI SHEIK AHMED & SK HASEENA BEGUM					
1379	VANESSA 7	2007	OFF	494	512
1380	VANESSA 6	2007	OSS	494	512
1381	CASSANDRA	2002	OFF	490	575
1382	SAMURAI	2005	TUG	366	263
SHRI SHEIK AHMED ALISHA & HASEENA BEGUM					
1383	SAN15	2008	OFF	564	0
1384	SAN PROGRESS	2005	OFF	496	0
1385	SAROVAR	2025	TUG	365	548
SHRI VIJAY KANTILAL SANGHVI					
1386	KB - 11	2017	TUG	107	0
SICAL LOGISTICS LTD.					
1387	BULK CHALLENGER	2002	DRY	7594	10500
SICAL SHIPPING LIMITED.					
1388	SPIC EMERALD	1983	ACID	11712	17465
SIMA MARINE (INDIA) PVT. LTD.					
1389	VARADA	2004	CCON	40952	55490
1390	MOGRAL	1998	CCON	36603	45400
SIMCEMENT PVT. LTD.					
1391	NAND ANANYA	1992	DRY	1478	2277
1392	NAND APARNA	1992	DRY	1478	2278
1393	NAND HAZIRA	1990	DRY	1484	2280
SIMPSON OFFSHORE SERVICES LLP					
1394	MALINI	1987	TUG	195	229
SINDHU MARINE					
1395	KOHINOOR - 1	2012	TUG	348	0
1396	SONA- II	2009	TUG	357	0
1397	KOHINOOR - II	2006	TUG	55	0
1398	KOHINOOR - III	2014	TUG	158	116
SIVAGANGAI FERRY PVT LTD					

(Contd...)

Table 1.11

List of all vessels registered for Indian trade (as on 31st December,2025)

SI No	Name Of the Ship	Year of Built	Type of Vessel	GT	DWT
1399	SEA LINK	1996	PSHIP	265	31
SOMNATH MARINE SERVICES					
1400	ESSAR TUG - IV	1991	TUG	225	145
SOUTH EAST ASIA MARINE ENGG. & CONST. LTD.					
1401	SEAMEC PRINCES	1984	SV	11121	6286
1402	SEAMEC - II	1982	SOFF	4327	2067
1403	SEAMEC-III	1984	SOFF	4327	2067
SPARKLE PORT SERVICES LTD.					
1404	OCEAN ELITE	2012	TUG	468	0
1405	OCEAN PIONEER	2011	TUG	493	0
1406	OCEAN ENTERPRISE	2012	TUG	468	0
1407	OCEAN PERFECT	2011	TUG	493	0
SPARKLE TERMINAL & TOWAGE SER. LTD.					
1408	OCEAN LEADERS	2017	TUG	493	294
1409	OCEAN LEGACY	2017	TUG	493	295
1410	OCEAN CHAMPION	2017	TUG	495	301
1411	OCEAN CHALLENGER	2017	TUG	495	297
SPS MARINE P. LTD.					
1412	SAI ARAMBH	1994	GCS	5582	0
SRI GANESH DURGA MARINE SERVICES					
1413	GANESH	2012	MOT	75	0
SRI V. JESWARYAMBICA BARGE SUPPLIERS					
1414	VARMA	2015	TUG	78	0
SRI VARI LOGISTICS (I) LTD.					
1415	OCEAN GLORY NO. 9	1997	TUG	630	0
1416	OCEAN GLORY NO. 10	2001	TUG	680	0
SSL SHIPPING LTD.					
1417	SANMAR SONGBIRD	2003	TANP	28517	47094
1418	SANMAR SUPARNA	2008	TANC	40865	73965
1419	SANMAR SHEHNAI	2008	TANP	2911	47165
1420	SANMAR HERALD	2007	TANP	159027	309000
1421	SANMAR SWARA	2006	TANP	40803	74993
SSR MARINE SERVICES PVT. LTD.					
1422	KUMAR	1994	DRY	1874	2873
1423	VASAVA DATTA	1994	DRY	1874	2873

(Contd...)

Table 1.11

List of all vessels registered for Indian trade (as on 31st December,2025)

SI No	Name Of the Ship	Year of Built	Type of Vessel	GT	DWT
1424	MEHUL	2000	TUG	371	210
STAR MARINE SERVICES					
1425	SILVER STAR	2009	TUG	50	0
STAR SHIPPING LTD.					
1426	MV KOTTAI RAMAIAH	2012	DRB	187	239
STATE POLLUTION BOARD					
1427	SAGAR UTKAL	2016	W.B.	63	0
SUMER VARMA, PRASHANTH PRAKASH					
1428	EXPLORER 2	2019	P.C	16	0
1429	EXPLORER 3	2020	P.C	16	0
SUN MARINE					
1430	C.P. SRIVASTAVA	1984	OFF	1310	1758
SUNRISE MARINE SERVICES					
1431	SUNRISE - II	2012	TUG	68	0
1432	FLAMBOYAN	1983	SOFF	392	469
1433	SUNRISE -1	2012	UTV	65	0
SUPER TUG OFFSHORE SERVICES PVT LTD.					
1434	MERMAID-I	1986	TUG	210	185
1435	MERMAID-2	2008	TUG	299	388
SUPER TUG OFFSHORE SERVICES PVT. LTD.					
1436	MERMAID - 3	2003	TUG	356	0
SVITZER HAZIRA P. LTD.					
1437	SVITZER ECHO	2012	TUG	906	250
1438	SVITZER WARUNDA	2007	TUG	350	132
SVITZER WIJAMLLER HAZIRA PVT LTD.					
1439	SVITZER HAZIRA	2003	TUG	451	0
SVS MARINE SERVICES (P) LTD.					
1440	ANUKOOL	1985	TUG	370	0
1441	SURYA - 4	2014	BC	2460	3000
SVUL PROJECT LTD					
1442	SATYAM	1988	PGER	113	0
1443	SUNDARAM	1988	PGER	113	0
SYNERGY OFFSHORE SERVICES					
1444	SONALI	2001	OFF	189	125
SYNNOTECH INFRA PVT. LTD.					

(Contd...)

Table 1.11

List of all vessels registered for Indian trade (as on 31st December,2025)

SI No	Name Of the Ship	Year of Built	Type of Vessel	GT	DWT
1445	M.T. VAMSEE	1995	TANP	999	1059
Shri Ashok Kumar H Lal & Shri Jithendra H Lal					
1446	SAVYA	2015	TUG	208	133
TAC SEAWAYS LLP					
1447	GANGA I	2013	UTV	67	0
TAG OFFSHORE LTD.					
1448	TAG - 7	2010	TUG	1906	2021
1449	TAG SHWETA	2011	TUG	432	0
1450	TAG - 11	1987	TUG	1997	0
1451	TAG-12	2011	TUG	2272	0
1452	TAG -6	2012	TUG	2360	2437
1453	TAG - 4	2009	OFF	1922	1884
1454	TAG - 5	2009	OFF	1904	0
1455	TAG - 9	2010	OFF	1922	1921
1456	TAG-16	1999	OFF	1734	2284
1457	TAG-19	1998	OFF	1974	2067
1458	TAG-17	1996	OFF	1969	3120
1459	TAG-18	1996	OFF	1969	3100
1460	TAG-20	1996	OFF	3603	5372
1461	TAG- 8	2009	SV	2369	0
1462	TAG 22	1997	SV	1969	3106
1463	TAG 21	1997	TUG	1974	2100
1464	TAG NAVYA	1991	TANP	22650	19939
TAG SEA LOGISTICS LTD					
1465	NAND PANNA	1984	OFF	1313	1751
1466	NAND KRISHNA	1984	OFF	1313	1450
1467	NAND HEERA	1984	OFF	1313	1751
TARUN SHIPPING & INDUSTRIES LTD.					
1468	NEEL AKASH	1984	OFF	989	1086
1469	NEEL KAMAL	1983	OFF	989	1086
TCI SEAWAYS LTD.					
1470	TCI SHAKTI	1982	DRY	1510	2158
1471	TCI SURYA	1998	DRY	3620	4508
1472	M.V. TCI LAKSHMI	1997	DRB	3850	4765
1473	M.V. TCI PRABHU	1999	DRY	2545	0

(Contd...)

Table 1.11

List of all vessels registered for Indian trade (as on 31st December,2025)

SI No	Name Of the Ship	Year of Built	Type of Vessel	GT	DWT
1474	TCI ARJUN	2002	CS	7511	10524
1475	TCI EXPRESS	1997	CCON	18233	26207
1476	TCI ANAND	2004	CCON	20815	28473
TEBMA TEAM LTD.					
1477	TEBMA TEAM - 2	2007	TUG	151	0
THE CHAIRMAN, V.O.C PT,TUTICORIN					
1478	NALATHANNI	2009	MOTO	48	0
THE INDIA CEMENT LTD., CHENNAI					
1479	CHENNAI PERUMAI	1983	DRB	23991	38002
1480	CHENNAI VALARCHI	2004	DRB	38845	75499
THE PRESIDENT OF INDIA					
1481	INDIRA POINT	2015	MOTO	2477	1500
THE PRESIDENT OF INDIA, UT OF LAKSHADWEEP					
1482	BLUE MERLIN	2007	PASS	164	24
1483	BLACK MERLIN	2007	PASS	164	24
1484	SKIP JACK	2007	PASS	164	24
1485	NORTH BAY	2008	PASS	330	0
1486	LAPATHY	2008	PASS	330	0
TIRUPATI VESSEL P. LTD.					
1487	VAHBIZ	1999	TUG	292	148
1488	PFS BRAVE	2009	OFF	1922	1921
1489	PFS COURAGE	2010	OFF	1922	1921
1490	MP PSV2	2007	SV	2160	3250
1491	MP PSV3	2007	SV	2160	3250
TM HARBOUR SERVICES PVT. LTD.					
1492	BRAHMANI	2010	TUG	462	0
1493	BAHUDA	2010	TUG	472	0
TM INTERNATIONAL LOGISTICS LIMITED, KOLKATA					
1494	HALDI	2008	DRY	3138	5082
TOLANI SHIPPING CO. LTD.					
1495	PRABHU DAS	2005	DRB	40002	76015
1496	PRABHU SAKHAWAT	2005	DRB	40053	75944
1497	PRABHU SUMAT	2012	DRB	44232	0
TRANS ASIAN SHIPPING SERVICES					
1498	KRIPA	1979	RORO	10848	8945

(Contd...)

Table 1.11

List of all vessels registered for Indian trade (as on 31st December,2025)

SI No	Name Of the Ship	Year of Built	Type of Vessel	GT	DWT
1499	KANIVU	1988	CCON	18342	19710
TRANSCOASTAL CARGO & SHIPPING					
1500	COASTAL EXPRESS 1	1985	DRY	6182	7738
1501	COASTAL EXPRESS-2	1984	CCON	10962	14007
TRANSPORT CORPN. OF INDIA.					
1502	BHORUKA-I	1976	DRY	300	710
TRANSTAR MARINE & OFFSHORE SERVICES					
1503	M.V. SUMAYLA ONE	1984	OFF	1078	0
TREASURE HARVEST SHIPPING PVT. LTD.					
1504	CHOLA TREASURE	2004	BC	40030	75926
1505	CHOLA MELODY	2002	BC	39239	75894
1506	CHOLA SERENTY	2005	DRB	39738	76596
1507	CHOLA LEGACY	2007	OOBC	46789	82535
TRITON MARITIME PVT. LTD.					
1508	M. T. MARIGOLD	2009	TUG	476	0
1509	TRITON GRACE	2009	OFF	1943	1575
1510	TRITON HARMONY	2009	TUG	1579	1493
TRITON OVERWATER TPT. AGENCY LTD.					
1511	TRITON I	1992	PGER	35	0
1512	TRITON II	1992	PGER	35	0
TRITON VENTURES P. LTD.					
1513	TRITON LIBERTY	2009	SV	1459	1335
TULSHYAN SHIPPING & OFFSHORE P. LTD					
1514	SAROJA BLESSING	2005	OFF	2095	2374
TUTICORIN PORT TRUST					
1515	THIRUVALLUVAR	1995	PTMB	377	0
1516	TUTICORIN	2006	PTMB	425	0
1517	MUSAL	2009	PTMB	48	0
U. T. OF LAKSHADWEEP					
1518	KALPITI	2007	TUG	179	0
1519	MV LAGOONS	2015	PGER	5938	1200
ULTRA DIMENSIONS PVT LTD					
1520	VIVEK	1997	DRED	1316	0
UNDERWATER SERVICES COMPANY LTD.					
1521	OCEAN JADE- 1	2013	TUG	1081	723

(Contd...)

Table 1.11

List of all vessels registered for Indian trade (as on 31st December,2025)

SI No	Name Of the Ship	Year of Built	Type of Vessel	GT	DWT
UNION OF INDIA (MOST)					
1522	YEREW A	1964	PASS	1552	370
UNIQUE STAR MARITIME P. LTD.					
1523	WATER LILY	2011	TUG	462	0
UNITED OCEAN MARINE SYSTEM					
1524	KB 21	2019	TUG	128	69
1525	LIMRA	2024	TUG	197	0
UNITED SHIPPERS LTD.					
1526	JALGAMINI	2011	DRY	1056	1779
1527	SOMESHWAR	2012	BARG	4068	1750
1528	SRINATH	1977	TUG	40	0
UNITED SHIPPING LTD.					
1529	VIGHNESWAR	2012	TUG	1063	1750
URJA SHIPS P.LTD.					
1530	OCEAN GARNET	2006	SV	2072	2380
1531	TAG -13	2013	AHTS	2267	1700
UTL, KAVARTHI					
1532	M.V. CORALS	2014	TUG	5939	0
UXMAL MARINE SERVICES P.LTD.					
1533	UXMAL FORTUNE	2008	TUG	764	1000
V.S. MARINE SERVICE					
1534	M.V. ALLIANCE	2011	TUG	165	125
VAMSEE SHIPPING CARRIER PVT. LTD					
1535	VAMSEE II	1988	TANP	652	0
VAN OORD INDIA PVT. LTD.					
1536	COSTA BLANCA	1974	DRED	1196	0
1537	VOLVOX ASIA	1999	HOD	12030	17299
1538	VOLVOX OLYMPIA	2003	DRED	4967	6355
VARUN RESOURCES LTD					
1539	MAHARISHI BHAVATREYA	1990	LCAR	23878	27200
VARUN SHIPPING LTD					
1540	AMBA BHAVANI	2005	TANC	58136	107081
1541	AMBA BHAKTI	1997	TANC	56127	106597
1542	MAHARSHI VAMADEVA	1991	LCAR	34974	43558
1543	MAHARSHI SHUBHATREYA	1982	LCAR	29240	29999

(Contd...)

Table 1.11

List of all vessels registered for Indian trade (as on 31st December,2025)

SI No	Name Of the Ship	Year of Built	Type of Vessel	GT	DWT
1544	MAHARSHI MAHATRAYA	1991	LCAR	23878	27750
1545	MAHARSHI KRISHNATREY	1991	LCAR	23878	27250
1546	MAHARSHI BHARADWAJ	1992	LCAR	43635	59421
VEDANT SHIP MGMT					
1547	TUG MAMTA	2005	TUG	428	227
1548	SANGITA	1994	TUG	398	218
1549	JYOTSNA	1993	TUG	314	0
1550	AKSHIP 10	2007	TUG	318	167
1551	AKSHIP 1	2008	SV	1678	1364
VIKRAM SHIPPING LTD.					
1552	KRISHNA-I	1996	TUG	241	49
1553	KRISHNA-II	1997	TUG	241	49
VINAYAK MARINE SERVICES PVT LTD.					
1554	VMS-6	2002	PASS	162	19
1555	MEENAKSHI	1978	PASS	199	34
1556	VMS-3	1989	PASS	140	34
1557	DUKE SPRINT	2009	CREW	115	38
1558	VMS SKY	2025	PHSC	166	249
VINAYAK OFFSHORE PROJECTS PVT LTD					
1559	VMS 21	1991	PGER	154	93
VINDHYA VASHINI MARINE SERVICES PVT. LTD.					
1560	KPS	2004	UTC	183	50
1561	KPS SHIVALI	2005	OFF	127	40
VISAKHAPATNAM PORT TRUST					
1562	A.W. DELIMA	2011	PTMB	379	0
1563	DOLPHIN	1964	PTMB	425	0
1564	NAGARJUN	1964	PTMB	425	0
1565	MAHATMA	2000	PTMB	489	0
1566	VAJRA	2000	PTMB	366	0
1567	SWARNA	1984	PTMB	368	0
1568	NETRAVATHI	1988	PTMB	342	0
1569	SAHAY	1993	PTMB	392	0
1570	SWATANTRA	1997	PTMB	359	0
1571	SARDAR PATEL	2000	PTMB	489	0
1572	VPT FIRE FLOAT	2003	PTMB	345	0

(Contd...)

Table 1.11

List of all vessels registered for Indian trade (as on 31st December,2025)

SI No	Name Of the Ship	Year of Built	Type of Vessel	GT	DWT
1573	GHD SAGAR DURGA	2004	PTMB	896	0
1574	JHANSI RANI	2005	PTMB	381	0
1575	COL. H.C. ART. WRIGHT REID	2012	PTMB	379	0
VISHWA SAMUDRA ENGINEERING PVT LTD, HYDERABAD					
1576	VISHWA SAMUDRA SL 1	2024	RS	58	0
VNS OFF-SHORE SERVICES CO. LTD.					
1577	KANSI GAURI	1956	TUG	132	192
VOSTA LMG INDIA PVT. LTD.					
1578	ASL ABABEEL	2016	SV	2313	1699
1579	ASL BAGULA	2016	AHTS	2313	1700
VSSR SHIPPING CO					
1580	KB - VII	2011	BARG	191	0
WATERWAYS SHIPYARD PVT LTD.					
1581	CARAVELA	2000	PGER	1307	392
1582	SURYA MUKHI	1987	UTC	2200	3470
WELSPUN MAXSTEEL LTD.					
1583	RADHA KRISHNA - IV	1997	BARG	1693	2950
WHITE SAND, HOWRAH					
1584	WHITE SAND	2006	PASS	25	0
YAR SHIPPING & CATERING PVT. LTD.					
1585	ALBATROSS	1982	TUG	307	0
YASH DEVELOPERS					
1586	TUG RISHAB	1984	TUG	217	101
YOGAYATAN SHIPPING & LOGISTICS P. LTD.					
1587	PFS PIONEER	1998	DRY	1874	2550
YOGI SEAWAYS PVT. LTD					
1588	ANDAMAN FORTUNE	1970	DRY	690	844
YOJAKA (INDIA) PVT. LTD.					
1589	YOJAKA RIPPLES	2009	TUG	50	0
1590	YOJAKA VEGA	2012	CREW	27	0
ZEN SHIPPING & PORTS INDIA PVT. LTD.					
1591	BON ATLANTICO	2001	TANP	8253	14003
knowledge marine and engineering works					
1592	RIVER PEARL	2023	TUG	122	32

(Contd...)

Table 1.11

List of all vessels registered for Indian trade (as on 31st December,2025)

SI No	Name Of the Ship	Year of Built	Type of Vessel	GT	DWT
TOTAL				14021817	21410289

SECTION - 2

OVERSEAS SHIPPING

Table 2.1
Trend of Overseas Fleet - By Type of Vessels (as on 31st December)

(' 000GT/ 000DWT)

Year	Item	Type of Vessels						Total
		Dry Cargo* Liner	Dry Cargo Bulk Carrier #	Oil Tanker@	Ore/oil Bulk Carrier \$	Passen-ger-cum-Cargo**	Timber Carrier	
1995	No. of Vessels	47	122	75	3	1	3	251
	GT	560	2841	2712	171	8	12	6304
	DWT	787	4819	4767	312	9	20	10714
1996	No. of Vessels	45	124	77	3	1	3	253
	GT	547	2919	2690	171	8	12	6347
	DWT	757	4942	4623	312	9	20	10663
1997	No. of Vessels	42	117	78	3	1	3	244
	GT	527	2763	2743	171	8	12	6224
	DWT	716	4686	4715	312	9	20	10458
1998	No. of Vessels	40	110	81	3	1	2	237
	GT	496	2630	2818	171	8	8	6131
	DWT	669	4461	4814	312	9	13	10278
1999	No. of Vessels	41	104	90	3	1	2	241
	GT	523	2454	3209	171	8	8	6373
	DWT	704	4146	5529	312	9	13	10713
2000	No. of Vessels	34	105	91	4	1	2	237
	GT	433	2509	3086	200	8	8	6244
	DWT	581	4242	5376	355	9	13	10576
2001	No. of Vessels	23	106	92	4	1	2	228
	GT	304	2615	3102	200	8	8	6237
	DWT	397	4456	5408	355	9	13	10638
2002	No. of Vessels	18	81	88	2	2	2	193
	GT	231	1986	3071	95	11	8	5402
	DWT	304	3361	5389	169	9	13	9245
2003	No. of Vessels	14	78	98	2	2	2	196
	GT	182	1827	3694	95	11	8	5817
	DWT	240	3075	6495	169	9	13	10001
2004	No. of Vessels	17	82	110	2	2	2	215
	GT	189	1842	4748	95	11	8	6893
	DWT	235	3093	8339	169	9	13	11858
2005	No. of Vessels	26	89	116	2	3	0	236
	GT	210	0	0	0	0	0	7427
	DWT	1	2	5	0	0	0	9
2006	No. of Vessels	38	87	120	2	3	0	250
	GT	227	2169	5075	95	11	0	7577
	DWT	257	3730	8888	169	10	0	13054
2007	No. of Vessels	55	95	122	2	3	0	277
	GT	297	2633	5100	95	11	0	8136
	DWT	345	4613	8914	169	10	0	14050
2008	No. of Vessels	76	95	120	2	3	0	296
	GT	468	2645	5127	95	11	0	8346
	DWT	557	4622	8995	169	10	0	14353

Table 2.1 Contd...
Trend of Overseas Fleet - By Type of Vessels (as on 31st December)

(' 000GT/ 000DWT)

Year	Item	Type of Vessels						Total
		Dry Cargo* Liner	Dry Cargo Bulk Carrier #	Oil Tanker@	Ore/oil Bulk Carrier \$	Passen- ger-cum- Cargo**	Timber Carrier	
2009	No. of Vessels	96	89	122	2	3	0	312
	GT	518	2521	5354	95	11	0	8499
	DWT	585	4414	9458	169	10	0	14636
2010	No. of Vessels	106	92	136	2	4	0	340
	GT	672	2563	5802	95	20	0	9152
	DWT	788	4495	10219	169	10	0	15681
2011	No. of Vessels	118	108	140	2	4	0	372
	GT	699	3223	5976	95	20	0	10013
	DWT	786	4404	10321	169	10	0	15690
2012	No. of Vessels	123	102	120	1	4	0	350
	GT	754	3092	5437	28	20	0	9331
	DWT	818	4082	9357	46	10	0	14313
2013	No. of Vessels	134	97	119	10	4	0	364
	GT	968	2803	5382	75	20	0	9247
	DWT	1190	3479	9254	97	11	0	14032
2014	No. of Vessels	135	92	115	12	4	0	358
	GT	1023	2631	5316	100	20	0	9090
	DWT	1285	3328	9126	135	11	0	13885
2015	No. of Vessels	138	88	117	25	5	0	373
	GT	1164	2380	5281	155	26	0	9006
	DWT	1523	2954	9071	208	12	0	13768
2016	No. of Vessels	155	85	128	30	5	0	403
	GT	1584	2317	5812	168	26	0	9907
	DWT	2310	2861	10007	225	12	0	15415
2017	No. of Vessels	183	82	141	31	6	0	443
	GT	1961	2162	6559	171	30	0	10883
	DWT	2909	2725	11311	228	12	0	17185
2018	No. of Vessels	191	80	144	34	7	0	456
	GT	2213	2078	6619	257	37	0	11204
	DWT	3270	2580	11309	369	14	0	17542
2019	No. of Vessels	189	77	150	35	6	0	457
	GT	2207	2006	6766	259	28	0	11266
	DWT	3261	2472	11630	373	5	0	17741
2020	No. of Vessels	190	78	160	31	6	0	465
	GT	2192	1998	7045	75	28	0	11338
	DWT	3231	2454	12070	78	5	0	17838
2021	No. of Vessels	191	76	159	32	6	0	464
	GT	2291	2034	7005	75	28	0	11433
	DWT	3375	2532	11704	78	5	0	17694
2022	No. of Vessels	202	73	167	36	8	0	486
	GT	2466	1949	7462	201	35	0	12113
	DWT	3690	2533	12434	243	6	0	18906
2023	No. of Vessels	209	71	167	32	8	0	487
	GT	2517	1907	7378	190	30	0	12023
	DWT	3778	2531	12250	233	6	0	18797
2024	No. of Vessels	206	74	167	33	9	0	489
	GT	2330	2000	7280	191	30	0	11831
	DWT	3490	2734	12212	233	6	0	18675
2025	No. of Vessels	212	73	175	33	10	0	503
	GT	2444	2010	7596	240	32	0	12322
	DWT	3606	2851	12638	316	10	0	19422

Source : D.G. Shipping, M/o Ports, Shipping & Waterways

- * : Includes Barges, Bulk Carriers, Cellular Containers, Container Ship, Dredgers, General Cargo, Hooper Dredger, Mili
- # : Includes AHTS, Cement Carrier, Research Vessels and Well Stimulation.
- @ : Includes Acid Carriers, Gas Carriers, Chemical Tanker, LPG Carriers and LPG Tankers.
- \$: Includes others (Offshore supply vessel, Offshore Support Vessel and Product Tankers).
- ** : Includes Passenger services & Passenger vessel

Table 2.2
Trend of Overseas Fleet - By Size of Vessels (as on 31st December)

('000 GT)

Year	Item	Size								Total
		Below 999	1000-4999	5000-9999	10000-19999	20000-34999	35000-49999	50000-84999	85000 & Above	
1995	No. of Vessels	1	10	9	104	80	28	17	2	251
	GT	Neg.	39	75	1548	2009	1148	1221	264	6304
1996	No. of Vessels	1	7	9	103	87	23	22	1	253
	GT	Neg.	25	75	1555	2189	901	1462	140	6347
1997	No. of Vessels	1	6	7	98	86	24	21	1	244
	GT	Neg.	22	56	1499	2179	940	1389	139	6224
1998	No. of Vessels	1	8	6	87	89	24	21	1	237
	GT	Neg.	26	46	1326	2263	940	1390	140	6131
1999	No. of Vessels	1	9	5	89	88	23	25	1	241
	GT	Neg.	30	41	1363	2249	898	1652	140	6373
2000	No. of Vessels	1	10	5	81	92	29	19	-	237
	GT	Neg.	35	40	1251	2352	1150	1416	-	6244
2001	No. of Vessels	1	10	5	70	90	31	21	-	228
	GT	Neg.	35	40	1108	2310	1268	1476	-	6237
2002	No. of Vessels	1	9	6	53	78	25	21	-	193
	GT	Neg.	27	39	833	2013	1025	1465	-	5402
2003	No. of Vessels	1	12	6	49	70	26	32	-	196
	GT	Neg.	35	39	774	1817	1061	2091	-	5817
2004	No. of Vessels	1	17	7	48	76	22	40	4	215
	GT	Neg.	47	46	755	1972	855	2615	603	6893
2005	No. of Vessels	6	22	13	42	81	24	43	5	236
	GT	2	57	60	730	2143	890	2774	769	7427
2006	No. of Vessels	7	36	9	42	81	25	45	5	250
	GT	3	86	61	666	2028	1042	2919	772	7577
2007	No. of Vessels	10	44	12	43	82	33	48	5	277
	GT	4	113	79	694	2150	1258	3126	711	8136
2008	No. of Vessels	10	57	17	42	85	33	46	6	296
	GT	5	153	114	668	2240	1296	2996	874	8346
2009	No. of Vessels	14	74	20	37	78	35	47	7	312
	GT	7	201	140	594	2089	1379	3053	1036	8499
2010	No. of Vessels	15	79	25	38	83	43	50	7	340
	GT	7	216	182	614	2243	1708	3208	974	9152

Table 2.2 (Contd...)
Trend of Overseas Fleet - By Size of Vessels (as on 31st December)

Year	Item	Size								Total
		Below 999	1000-4999	5000-9999	10000-19999	20000-34999	35000-49999	50000-84999	85000 & Above	
2011	No. of Vessels	24	83	28	36	91	48	54	8	372
	GT	12	229	203	573	2520	1938	3476	1062	10013
2012	No. of Vessels	26	82	29	31	79	43	52	8	350
	GT	12	218	209	482	2205	1792	3351	1062	9331
2013	No. of Vessels	28	96	30	29	79	44	50	8	364
	GT	13	239	217	441	2202	1838	3235	1062	9247
2014	No. of Vessels	29	95	29	26	77	46	48	8	358
	GT	12	262	230	444	2221	1870	2990	977	9006
2015	No. of Vessels	28	106	32	29	80	45	46	7	373
	GT	12	262	230	444	2221	1870	2990	977	9006
2016	No. of Vessels	30	114	34	30	85	52	50	8	403
	GT	13	285	245	459	2358	2172	3305	1070	9907
2017	No. of Vessels	30	132	35	32	96	56	53	9	443
	GT	13	331	260	484	2652	2343	3572	1228	10883
2018	No. of Vessels	30	128	43	33	97	65	51	9	456
	GT	13	320	309	495	2670	2729	3440	1228	11204
2019	No. of Vessels	29	128	42	31	104	63	51	9	457
	GT	13	316	299	468	2855	2648	3440	1228	11266
2020	No. of Vessels	28	134	44	30	105	64	51	9	465
	GT	12	327	312	447	2895	2698	3419	1228	11338
2021	No. of Vessels	28	131	39	30	109	70	47	10	464
	GT	12	315	272	447	3001	2974	3124	1290	11435
2022	No. of Vessels	39	130	37	31	112	79	46	12	486
	GT	17	312	253	457	3078	3381	3047	1568	12113
2023	No. of Vessels	46	127	34	28	116	81	43	12	487
	GT	20	301	230	416	3200	3461	2827	1568	12023
2024	No. of Vessels	49	127	36	30	111	83	42	11	489
	GT	21	296	246	447	3078	3546	2746	1451	11831
2025	No. of Vessels	49	129	40	33	105	94	41	12	503
	GT	22	308	278	496	2907	4037	2665	1610	12322

Source : D.G. Shipping, M/o Ports, Shipping & Waterways

Table 2.3
Trend of Overseas Fleet - By Age of Vessels (as on 31st December)

('000 GT)

Year	Item	Age Group (in Years)					Total
		Upto 5	6-10	11-15	16 - 20	Over 20	
1995	No. of vessels	27	29	94	68	33	251
	GT	1142	785	2101	1345	931	6304
1996	No. of vessels	23	25	92	70	43	253
	GT	908	827	2257	1196	1159	6347
1997	No. of vessels	18	26	82	66	52	244
	GT	709	933	2086	1230	1266	6224
1998	No. of vessels	18	28	64	64	63	237
	GT	678	942	1734	1181	1596	6131
1999	No. of vessels	16	32	46	81	66	241
	GT	603	1280	1209	1714	1567	6373
2000	No. of vessels	12	32	30	89	74	237
	GT	377	1404	794	2135	1534	6244
2001	No. of vessels	12	27	25	90	74	228
	GT	390	1171	806	2268	1602	6237
2002	No. of vessels	10	21	25	68	69	193
	GT	400	722	993	1783	1504	5402
2003	No. of vessels	12	21	28	61	74	196
	GT	633	687	1024	1800	1673	5817
2004	No. of vessels	17	20	35	53	90	215
	GT	779	753	1687	1723	1951	6893
2005	No. of vessels	28	24	33	38	113	236
	GT	1352	606	1369	1425	2674	7427
2006	No. of vessels	36	19	32	32	131	250
	GT	1564	555	1273	1004	3181	7577
2007	No. of vessels	51	24	36	36	130	277
	GT	1904	767	1278	1099	3088	8136
2008	No. of vessels	70	25	32	38	131	296
	GT	2371	811	1178	940	3046	8346
2009	No. of vessels	83	27	31	42	129	312
	GT	2270	1100	1065	1019	3045	8499
2010	No. of vessels	101	30	33	51	125	340
	GT	2793	1176	1045	1256	2882	9152

Table 2.3 (Contd...)
Trend of Overseas Fleet - By Age of Vessels (as on 31st December)

Year	Item	Age Group (in Years)					Total
		Upto 5	6-10	11-15	16 - 20	Over 20	
2011	No. of vessels	116	39	35	54	128	372
	GT	2764	1766	1076	1444	2963	10013
2012	No. of vessels	115	49	35	45	106	350
	GT	2977	1962	976	1281	2135	9331
2013	No. of vessels	124	54	36	37	113	364
	GT	2849	1901	1066	1172	2259	9247
2014	No. of vessels	104	64	37	39	114	358
	GT	2258	2014	1386	1219	2213	9090
2015	No. of vessels	89	79	37	46	122	373
	GT	1812	2234	1356	1137	2466	9006
2016	No. of vessels	74	91	43	62	133	403
	GT	1479	1956	1909	1701	2862	9907
2017	No. of vessels	58	110	60	69	146	443
	GT	853	2758	2076	2106	3090	10883
2018	No. of vessels	34	124	70	70	158	456
	GT	403	2968	2317	2263	3253	11204
2019	No. of vessels	25	113	80	73	166	457
	GT	336	2582	2343	2554	3452	11266
2020	No. of vessels	24	94	97	71	179	465
	GT	321	2133	2660	2547	3676	11338
2021	No. of vessels	19	80	111	76	178	464
	GT	380	1780	2778	2847	3650	11435
2022	No. of vessels	20	57	130	95	184	486
	GT	343	1161	3531	3235	3843	12113
2023	No. of vessels	14	39	140	110	184	487
	GT	273	619	3602	3513	4016	12023
2024	No. of vessels	14	27	128	130	190	489
	GT	156	440	3168	3832	4235	11831
2025	No. of vessels	18	24	103	151	207	503
	GT	211	363	2845	4379	4525	12322

Source : D.G. Shipping, M/o Ports, Shipping & Waterways

Table 2.4

Overseas Fleet-By Type and Age of Vessels (as on 31st December,2025)

Type/Age	Upto 5 Yrs.	6-10 Yrs	11-15 Yrs	16-20 Yrs	Above 20 Yrs	Total
ACID CARRIERS						
NO	0	0	0	0	1	1
GT	0	0	0	0	11712	11712
AHTS						
NO	0	1	2	0	1	4
GT	0	2313	3148	0	1864	7325
BARGE						
NO	0	0	3	1	0	4
GT	0	0	8515	1110	0	9625
BC						
NO	0	7	11	8	3	29
GT	0	226531	477500	247916	115313	1067260
CELLULAR CONTAINER VESSEL						
NO	0	0	0	0	21	21
GT	0	0	0	0	393334	393334
CEMENT CARRIER						
NO	1	0	0	0	0	1
GT	14655	0	0	0	0	14655
CHEMICAL TANKER						
NO	0	1	1	3	2	7
GT	0	29967	11246	67886	37951	147050
CONTAINER SHIP						
NO	0	0	4	7	2	13
GT	0	0	110518	202836	48649	362003
DREDGER						
NO	0	1	0	4	3	8
GT	0	13551	0	20156	15009	48716
DRY CARGO BULK CARRIER						
NO	2	1	21	11	32	67
GT	50510	5265	783367	465732	679089	1983963

(Contd...)

Table 2.4

Overseas Fleet-By Type and Age of Vessels (as on 31st December,2025)

Type/Age	Upto 5 Yrs.	6-10 Yrs	11-15 Yrs	16-20 Yrs	Above 20 Yrs	Total
DRY CARGO LINER						
NO	1	0	0	6	12	19
GT	5833	0	0	111429	149753	267015
GAS CARRIER						
NO	0	1	2	9	2	14
GT	0	46789	94010	428899	69449	639147
GENERAL CARGO SHIP						
NO	2	2	1	0	3	8
GT	8851	5890	1269	0	26398	42408
HOPPER DREDGER						
NO	0	1	0	1	2	4
GT	0	8294	0	4337	19935	32566
LPG CARRIERS						
NO	0	0	1	5	7	13
GT	0	0	45812	211853	190175	447840
LPG TANKER						
NO	0	0	1	3	0	4
GT	0	0	45815	93392	0	139207
MPSV						
NO	0	0	1	0	0	1
GT	0	0	1354	0	0	1354
OFFSHORE SUPPLY VESSEL						
NO	0	4	8	5	10	27
GT	0	9968	22088	9440	20010	61506
OFFSHORE SUPPORT VESSEL						
NO	2	0	0	1	1	4
GT	119820	0	0	494	2838	123152
OIL TANKER (CRUDE)						
NO	0	0	14	13	30	57
GT	0	0	732991	1089019	1457247	3279257

(Contd...)

Table 2.4

Overseas Fleet-By Type and Age of Vessels (as on 31st December,2025)

Type/Age	Upto 5 Yrs.	6-10 Yrs	11-15 Yrs	16-20 Yrs	Above 20 Yrs	Total
OIL TANKER (PC)						
NO	0	0	9	27	43	79
GT	0	0	432520	1308022	1190954	2931496
ORE/OIL BULK CARRIERS						
NO	0	0	0	2	0	2
GT	0	0	0	55339	0	55339
PASSENGER CUM CARGO						
NO	1	0	1	1	1	4
GT	6829	0	8402	449	1269	16949
PASSENGER HIGH SPEED CRAFT						
NO	0	0	0	0	1	1
GT	0	0	0	0	2252	2252
PASSENGER SERVICE						
NO	0	1	0	0	1	2
GT	0	5938	0	0	140	6078
PASSENGER SHIP						
NO	0	0	0	0	1	1
GT	0	0	0	0	265	265
PASSENGER VESSEL						
NO	0	0	0	0	1	1
GT	0	0	0	0	6865	6865
PLEASURE CRAFT						
NO	0	0	0	1	0	1
GT	0	0	0	10	0	10
RO - RO CONTAINER VESSELS						
NO	0	0	0	0	3	3
GT	0	0	0	0	34336	34336
SUPPLY SHIP						
NO	0	0	0	1	0	1
GT	0	0	0	1939	0	1939

(Contd...)

Table 2.4

Overseas Fleet-By Type and Age of Vessels (as on 31st December,2025)

Type/Age	Upto 5 Yrs.	6-10 Yrs	11-15 Yrs	16-20 Yrs	Above 20 Yrs	Total
SUPPLY VESSEL						
NO	0	3	6	23	11	43
GT	0	7660	46352	43536	35328	132876
TUG						
NO	9	1	17	19	12	58
GT	4064	351	19947	15665	10920	50947
WELL STIMULATION VESSEL						
NO	0	0	0	0	1	1
GT	0	0	0	0	3753	3753
TOTAL						
NO	18	24	103	151	207	503
GRT	210562	362517	2844854	4379459	4524808	12322200

Table 2.5

Overseas Fleet-By Type and Size of Vessels (as on 31st December,2025)

Type/Size	Below 999	1000- 4999	5000- 9999	10000- 19999	20000- 34999	35000- 49999	50000- 84999	85000 above	Total
(1)	(2)	(3)	(4)	(5)	(6)	(7)	(8)	(9)	(10)
ACID CARRIERS									
NO	0	0	0	1	0	0	0	0	1
GT	0	0	0	11712	0	0	0	0	11712
AHTS									
NO	0	4	0	0	0	0	0	0	4
GT	0	7325	0	0	0	0	0	0	7325
BARGE									
NO	0	3	1	0	0	0	0	0	4
GT	0	4103	5522	0	0	0	0	0	9625
BC									
NO	0	3	2	0	5	17	0	2	29
GT	0	8827	10386	0	142193	720472	0	185382	1067260
CELLULAR CONTAINER VESSEL									
NO	0	2	3	9	4	3	0	0	21
GT	0	9641	19359	139294	107544	117496	0	0	393334
CEMENT CARRIER									
NO	0	0	0	1	0	0	0	0	1
GT	0	0	0	14655	0	0	0	0	14655
CHEMICAL TANKER									
NO	0	0	1	2	4	0	0	0	7
GT	0	0	8545	28032	110473	0	0	0	147050
CONTAINER SHIP									
NO	0	0	1	2	6	4	0	0	13
GT	0	0	9520	36928	164651	150904	0	0	362003

(Contd...)
Table 2.5

Overseas Fleet-By Type and Size of Vessels (as on 31st December,2025)

Type/Size	Below 999	1000- 4999	5000- 9999	10000- 19999	20000- 34999	35000- 49999	50000- 84999	85000 above	Total
(1)	(2)	(3)	(4)	(5)	(6)	(7)	(8)	(9)	(10)
DREDGER									
NO	1	4	2	1	0	0	0	0	8
GT	402	18933	15830	13551	0	0	0	0	48716
DRY CARGO BULK CARRIER									
NO	1	8	4	5	19	29	0	1	67
GT	992	21690	22353	81068	557183	1212280	0	88397	1983963
DRY CARGO LINER									
NO	0	9	5	2	0	2	0	1	19
GT	0	29375	34635	23996	0	87358	0	91651	267015
GAS CARRIER									
NO	0	0	0	0	1	13	0	0	14
GT	0	0	0	0	22943	616204	0	0	639147
GENERAL CARGO SHIP									
NO	0	4	3	1	0	0	0	0	8
GT	0	10012	19403	12993	0	0	0	0	42408
HOPPER DREDGER									
NO	0	1	2	1	0	0	0	0	4
GT	0	4337	16199	12030	0	0	0	0	32566
LPG CARRIERS									
NO	0	0	0	1	6	6	0	0	13
GT	0	0	0	10692	158851	278297	0	0	447840
LPG TANKER									
NO	0	0	0	0	2	2	0	0	4
GT	0	0	0	0	46006	93201	0	0	139207

(Contd...)
Table 2.5

Overseas Fleet-By Type and Size of Vessels (as on 31st December,2025)

Type/Size	Below 999	1000- 4999	5000- 9999	10000- 19999	20000- 34999	35000- 49999	50000- 84999	85000 above	Total
(1)	(2)	(3)	(4)	(5)	(6)	(7)	(8)	(9)	(10)
MPSV									
NO	0	1	0	0	0	0	0	0	1
GT	0	1354	0	0	0	0	0	0	1354
OFFSHORE SUPPLY VESSEL									
NO	0	27	0	0	0	0	0	0	27
GT	0	61506	0	0	0	0	0	0	61506
OFFSHORE SUPPORT VESSEL									
NO	1	2	0	0	0	0	0	1	4
GT	494	4798	0	0	0	0	0	117860	123152
OIL TANKER (CRUDE)									
NO	0	0	0	2	14	9	28	4	57
GT	0	0	0	37505	381219	379473	1837390	643670	3279257
OIL TANKER (PC)									
NO	0	2	8	2	43	8	13	3	79
GT	0	6131	60024	35050	1185432	334402	827812	482645	2931496
ORE/OIL BULK CARRIERS									
NO	0	0	1	0	0	1	0	0	2
GT	0	0	8550	0	0	46789	0	0	55339
PASSENGER CUM CARGO									
NO	1	1	2	0	0	0	0	0	4
GT	449	1269	15231	0	0	0	0	0	16949
PASSENGER HIGH SPEED CRAFT									
NO	0	1	0	0	0	0	0	0	1
GT	0	2252	0	0	0	0	0	0	2252

(Contd...)
Table 2.5

Overseas Fleet-By Type and Size of Vessels (as on 31st December,2025)

Type/Size	Below 999	1000- 4999	5000- 9999	10000- 19999	20000- 34999	35000- 49999	50000- 84999	85000 above	Total
(1)	(2)	(3)	(4)	(5)	(6)	(7)	(8)	(9)	(10)
PASSENGER SERVICE									
NO	1	0	1	0	0	0	0	0	2
GT	140	0	5938	0	0	0	0	0	6078
PASSENGER SHIP									
NO	1	0	0	0	0	0	0	0	1
GT	265	0	0	0	0	0	0	0	265
PASSENGER VESSEL									
NO	0	0	1	0	0	0	0	0	1
GT	0	0	6865	0	0	0	0	0	6865
PLEASURE CRAFT									
NO	1	0	0	0	0	0	0	0	1
GT	10	0	0	0	0	0	0	0	10
RO - RO CONTAINER VESSELS									
NO	0	0	1	2	0	0	0	0	3
GT	0	0	6942	27394	0	0	0	0	34336
SUPPLY SHIP									
NO	0	1	0	0	0	0	0	0	1
GT	0	1939	0	0	0	0	0	0	1939
SUPPLY VESSEL									
NO	3	36	2	1	1	0	0	0	43
GT	1405	76893	12829	11121	30628	0	0	0	132876
TUG									
NO	39	19	0	0	0	0	0	0	58
GT	17434	33513	0	0	0	0	0	0	50947

(Contd...)
Table 2.5

Overseas Fleet-By Type and Size of Vessels (as on 31st December,2025)

Type/Size	Below 999	1000- 4999	5000- 9999	10000- 19999	20000- 34999	35000- 49999	50000- 84999	85000 above	Total
(1)	(2)	(3)	(4)	(5)	(6)	(7)	(8)	(9)	(10)
WELL STIMULATION VESSEL									
NO	0	1	0	0	0	0	0	0	1
GT	0	3753	0	0	0	0	0	0	3753
TOTAL									
NO	49	129	40	33	105	94	41	12	503
GRT	21591	307651	278131	496021	2907123	4036876	2665202	1609605	12322200

Table 2.6

Overseas Fleet-By Age and Size Vessels (as on 31st December,2025)

Age/Size	Below 999	1000- 4999	5000- 9999	10000- 19999	20000- 34999	35000- 49999	50000- 84999	85000 above	Total
Upto 5 Yrs.									
NO	9	2	4	1	0	1	0	1	18
GT	4064	4813	23924	14655	0	45246	0	117860	210562
6 to 10 Yrs.									
NO	1	12	3	1	1	6	0	0	24
GT	351	32875	19497	13551	29967	266276	0	0	362517
11 to 15 Yrs.									
NO	9	27	3	4	21	26	11	2	103
GT	3926	57829	20475	62936	636311	1144542	733453	185382	2844854
16 to 20 Yrs.									
NO	17	42	11	1	23	41	8	8	151
GT	7439	92776	81355	17688	650486	1780232	534771	1214712	4379459
Above 20 Yrs.									
NO	13	46	19	26	60	20	22	1	207
GT	5811	119358	132880	387191	1590359	800580	1396978	91651	4524808
Total									
NO	49	129	40	33	105	94	41	12	503
GT	21591	307651	278131	496021	2907123	4036876	2665202	1609605	12322200

Table 2.7
Overseas Fleet - By Number of Ships & Tonnage Owned
(as on 31st December)

Tonnage	Number of Ships			Total Tonnage		
	2023	2024	2025	2023	2024	2025
Upto 1.0	46	49	49	19	21	22
1.0 - 5.0	127	127	129	301	296	308
5.0 - 10.0	34	36	40	229	246	278
10.0 - 20.0	28	30	33	416	447	496
20.0 - 30.0	90	87	83	2363	2301	2196
30.0 - 40.0	45	42	40	1563	1467	1398
40.0 - 50.0	62	65	76	2735	2856	3350
50.0 - 60.0	19	19	19	1060	1060	1060
60.0 - 70.0	10	10	10	629	629	629
70.0 - 80.0	3	3	3	239	239	239
80.0 - 90.0	12	11	10	989	907	826
90.0 - 100.0	3	3	3	277	277	277
100.0 & above	8	7	8	1203	1085	1244
Total	487	489	503	12023	11831	12322

Source : D.G. Shipping, M/o Ports, Shipping & Waterways

Table 2.8
Overseas Fleet - By Number of Companies and Tonnage Owned
(as on 31st December)

('000 GT)

Number of Ships Owned	Number of Companies			Total Tonnage Owned		
	2023	2024	2025	2023	2024	2025
1	105	114	115	1272	1197	1235
2	32	30	32	838	815	896
3	12	9	10	603	436	739
4	4	6	7	435	574	502
5	2	4	4	81	312	460
6	1	-	1	152	-	153
7	3	1	3	508	270	489
8	3	7	4	1176	1762	1180
9	-	-	1	-	-	355
10	1	-	-	365	-	-
12	2	1	1	69	45	45
13	-	-	-	-	-	-
14	1	1	1	34	34	34
15	-	-	-	-	-	-
16	1	2	2	608	928	928
17	1	-	-	345	-	-
25	1	-	-	820	-	-
26	-	1	-	-	830	-
27	-	-	1	-	-	747
39	-	-	1	820	-	1785
43	-	1	-	-	1904	-
44	1	-	-	1972	-	-
46	-	-	-	-	-	-
54	-	1	1	-	2724	2774
55	1	-	-	2745	-	-
57	-	-	-	-	-	-
59	-	-	-	-	-	-
Total	171	178	184	12843	11831	12322

Source : D.G. Shipping, M/o Ports, Shipping & Waterways

Table 2.9

Indian Shipping companies registered for Overseas Trade (as on 31st December,2025)

SL No	Name of the Company	No of Vessels	Total GT	Total DWT
1	ABB SHIP MANAGEMENT P. LTD.	1	396	280
2	ACADEMY OF MARINE EDUCATION & TRAINING	1	16546	0
3	ACS MARINE SERVICES P.LTD.	1	38888	74005
4	ADANI HARBOUR SERVICES P. LTD.	8	3843	2189
5	ADCI OFFSHORE P. LTD.	1	2838	2611
6	AFFABLE FISHERIES PVT. LTD.	1	281	0
7	ALBATROSS SHIPPING AGENCIES	1	1387	1459
8	AMAZE MARINE SERVICES	1	140	76
9	AMBUJA SHIPPING SERVICE LTD.	1	17688	26794
10	AMNS SHIPPING & LOGISTICS P.LTD.	5	107725	187494
11	ANDAMAN & NICOBAR ADMINISTRATION	2	9671	1411
12	ANGRIYA SEA EAGLE P. LTD.	1	6865	1508
13	APEEJAY SHIPPING LTD.	9	355101	676244
14	ARC OFFSHORE (I) P.LTD.	1	363	0
15	ARCELORMITAL NIPPON STEEL INDIA LTD.	1	13551	18514
16	ARYA NAUTICA P. LTD.	1	21142	31069
17	ARYA SHIP CHARTERES PVT. LTD	3	144100	261959
18	ARYA TANKERS PVT. LTD.	4	103436	161618
19	ASIANOL SHIPPING LTD.	1	1624	2908
20	ASM SHIPPING LTD.	1	18101	30990
21	B.G. SHIKRE CONSTRUCTION TECHNOLOGY P. LTD	2	91966	168095
22	BAKER HUGHES OILFIELD SERVICES INDIA PVT. LTD.	1	3753	0
23	BANGAR SHIPPING & LOGISTICS	1	4317	4497
24	BHAMBHANI SHIPPING PVT. LTD.	1	1971	3115
25	BHARAT MARINES CO. INDIA LTD CHENNAI	1	6013	8447
26	BULK TAINER SHIPPING LTD.	2	7944	9124
27	BW GLOBAL UNITED LPG INDIA P. LTD.	8	378914	449464
28	CASTLE SHIPS PVT. LTD.	6	153317	205938
29	CHAMBAL FERTILIZERS & CHEMICAL	2	112124	201913
30	CHOWGULE STEAMSHIPS CO. LTD.	1	19785	32080
31	CMA CGM SHIPPING INDIA IFSC PVT LTD	4	128043	155803
32	COASTAL MARINE CONSTRUCTION & ENGG. LTD.	4	5880	5076
33	CONTINENTAL RADIANCE OFFSHORE LTD	2	4602	3366
34	CPT PROJECTS P.LTD.	1	2177	3244
35	DINESH CHANDRA R. AGARWAL INFRACON P. LTD.	1	467	315

(Contd...)

Table 2.9

Indian Shipping companies registered for Overseas Trade (as on 31st December,2025)

SL No	Name of the Company	No of Vessels	Total GT	Total DWT
36	DIRECTOR OF SHIPPING SERVICES, A&N	2	7278	1591
37	DOEHLE DANUATIC (I) PVT. LTD.	1	28226	45999
38	EASTERN BULK CO.LTD.	1	2612	3578
39	ELLON HINENGO LTD.	1	1557	2301
40	EPSOM SHIPPING (I)PVT LTD.	1	1995	1700
41	EROS SEA LOGISTICS PVT. LTD.	1	5222	8184
42	ESSAR BULK TERMINALS LTD	1	4382	5236
43	ESSAR SHIPPING LTD.	3	92733	166089
44	FAIRMACS TRADING COMPANY PVT. LTD.	1	467	315
45	FARWAY BARGE OPERATIONS P. LTD.	1	1594	2048
46	FIVE STAR BULK CARRIERS PVT LTD	3	167214	152842
47	GATI COAST TO COAST	2	10086	12763
48	GATI LTD	1	7869	10730
49	GAUTAM FREIGHT LTD.	2	7044	8800
50	GEOLOGICAL SURVEY OF INDIA LTD.	1	6551	3689
51	GLOBAL OFFSHORE SERVICES LTD	3	5810	7765
52	GLORY SHIP MANAGEMENT PVT. LTD.	1	1972	3096
53	GOOD EARTH MARITIME LTD.	1	31734	55882
54	GOVERNMENT OF KERALA	1	402	0
55	GREAT EASTERN SHIPPING CO. LTD.	39	1784859	2897304
56	GREAT OFFSHORE LTD.	3	11018	12213
57	GREAT SHIP (INDIA) LTD.	14	34077	30492
58	GREAT UNITED ENERGY PVT. LTD.	1	2145	0
59	GU CRUDE CARRIERS PVT. LTD	1	14655	22701
60	HIND OFFSHORE	1	992	1142
61	I MARINE INFRATECH (I) PVT. LTD.	1	472	0
62	IGOPL OFFSHORE PVT. LTD.	1	3700	1909
63	INDIAN OCEAN SHIPPING PVT. LTD.	2	50306	78425
64	INTEGRITY SHIPS PVT. LTD	1	5973	10314
65	INTERNATIONAL SEAPORT DREDGING PVT LTD.	1	7905	12948
66	ISPAT INDUSTRIES LTD	1	15575	26432
67	ITT LINES PVT. LTD	1	2546	3469
68	J.M. BAXI HEAVY P.LTD.	2	446	310
69	JAL KUMUD SHIPPING IFSC P. LTD.	2	56676	102914
70	JAYESH SHIPPING PVT LTD.	2	2982	2601

(Contd...)

Table 2.9

Indian Shipping companies registered for Overseas Trade (as on 31st December,2025)

SL No	Name of the Company	No of Vessels	Total GT	Total DWT
71	JINDAL ITF LTD.	3	40273	74656
72	JINDAL WATERWAYS LTD.	5	31456	30169
73	JSW JAIGARH PORT LTD.	2	10529	15865
74	JSW SHIPPING & LOGISTICS PVT. LTD.	1	5833	8057
75	Jal Kukud Shipping Hsc Pvt Ltd	1	45246	53181
76	K LINE (INDIA) SHIPPING PVT. LTD.	1	33096	58849
77	K SHIP MGMT & SERVICES	1	432	0
78	KEI-RSOS MARITIME LTD.	1	1206	1244
79	KIN-SHIP SERVICES PVT. LTD.	1	4317	4499
80	KRISHNA MARITECH	1	3133	4354
81	L & T SAPURA SHIPPING PVT. LTD.	1	30628	0
82	LEWEK ALTER SHIPPING	1	2615	0
83	LIBRUS ENERGY & INFRA. P.LTD.	1	1808	1505
84	LILY MARITIME LTD.	1	1677	1511
85	LMCS MARITIME PVT. LTD.	1	78845	150709
86	M. PALLONJI SHIPPING PVT. LTD.	1	28813	47962
87	M.P. RECYCLING CO. PVT. LTD.	1	20378	29990
88	M2M Ferries Pvt Ltd	1	2252	3945
89	MAERSK BHARAT IFSC PVT LTD	2	39253	52483
90	MAHI MARINE PVT. LTD.	4	136604	171355
91	MAK LOGISTICS PVT. LTD.	1	1175	2099
92	MANNA SHIPPING & LOGISTICS P.LTD.	3	6144	6244
93	MARIA OFFSHORE INTERNATIONAL LLP	1	1079	880
94	MARIA SHIPPING PVT LTD	1	29348	46616
95	MEENAKSHI FISHING & TRADING CO.	1	6209	0
96	MERCATOR LINES LTD.	16	607767	1066564
97	MIDAS TANKERS P. LTD.	1	21165	33540
98	MODEST INFRASTRUCTURE LTD.	1	1226	0
99	MP OFFSHORE PVT. LTD	1	2152	3321
100	MR. RAJEN P. SHAH	1	10	0
101	MUKTINATH MARITME PVT LTD	1	373	0
102	MUNDRA PORT AND SPECIAL ECONOMIC ZONE LTD	1	4977	1087
103	MoI SHIPPING IFSC PVT LTD	3	141015	176433
104	NATIONAL INSTITUTE OF OCEAN TECHNOLOGY	2	5219	1607
105	NAVAYUGA ENGINEERING CO. LTD	2	10797	14382

(Contd...)

Table 2.9

Indian Shipping companies registered for Overseas Trade (as on 31st December,2025)

SL No	Name of the Company	No of Vessels	Total GT	Total DWT
106	NEW ERA SHIPPING LTD. GOA	1	1593	2183
107	OCEAN DIVING CENTRE LTD	1	380	593
108	OCEAN SPARKLE LTD.	4	1683	514
109	OIL & NATURAL GAS COMM. LTD.	2	3662	4335
110	OM FREIGHT FORWARDERS PVT LTD	1	7823	10320
111	ORIENT EXPRESS SHIP MANAGEMENT	2	25544	34309
112	ORION OFFSHORE SERVICES PVT LTD.	1	487	464
113	Ozeevo Shipping IFSC Pvt Ltd	1	57248	98184
114	PANBULK SHIPPING (INDIA) IFSC P. LTD.	1	40002	76016
115	PCL SHIPPING PVT. LTD	2	39228	75663
116	PEARL SHIPS LTD.	1	23797	39316
117	PFS SHIPPING INDIA LTD.	2	70001	132142
118	PIDILITE IND. LTD.	1	45	14
119	POLESTAR MARITIME LTD.	2	809	288
120	PRATIBHA SHIPPING LTD.	8	250978	441510
121	PRINCE MARINE TRANSPORT SERVICES	1	2014	1500
122	PROSPECTS SHIPPING PVT LTD.	1	14441	17550
123	RADIANT SHIPPING LTD.	4	90551	149366
124	RAJ SHIPPING AGENCIES LTD.	3	6144	5345
125	RAREFIELD SHIPPING PVT. LTD.	1	7662	0
126	RELIANCE INDUSTRIES LTD.	1	117860	157259
127	RIPLEY PINNACLE INDIA IFSC PVT LTD	1	40060	76838
128	RIPLEY SHIPPING INDIA IFSC P.LTD.	1	41378	77834
129	RISHI SHIPPING	1	1783	2659
130	S.R. OFFSHORE P. LTD.	1	1110	2060
131	S.S. OFFSHORE PVT. LTD.	1	2442	3084
132	SADHAV SHIPPING LTD.	1	2052	2680
133	SAKTHI SHIPPING SERVICES (I) PVT. LTD.	1	2653	3677
134	SAKURA ENERGY TRANSPORT LTD.	8	545837	901074
135	SALGAOCAR MINING LTD.	1	34920	58635
136	SAMSON MARITIME LTD.	7	9257	4461
137	SAMUNDAR MANTHAN OFFSHORE PVT LTD	1	2152	3300
138	SANMAR SHIPPING LTD.	7	209588	351059
139	SARAT CHATTERJEE & CO. (V)P. LTD	1	46398	85926
140	SEA GLITTERS OFFSHORE P. LTD.	1	253	0

(Contd...)

Table 2.9

Indian Shipping companies registered for Overseas Trade (as on 31st December,2025)

SL No	Name of the Company	No of Vessels	Total GT	Total DWT
141	SEAGAUTAM SHIPPING PVT LTD	2	7536	9360
142	SEASTAR & AMBA SHIPPING P. LTD.	1	193	0
143	SEAWAYS SHIPPING LIMITED	2	23996	28280
144	SERENE GREEN SHIPPING P.LTD.	1	28048	45861
145	SEROS SHIPPING P. LTD.	4	35441	60199
146	SESA STERLITE LTD.	1	5522	3519
147	SEVEN ISLAND SHIPPING LTD	27	747030	1224077
148	SH. JATIN KUMUDCHANDRA GANDHI, SH. RIAZ AHMED ISMAIL MLTNSHI	1	458	362
149	SHANTI SAGAR INTERNATIONAL DREDGING P LTD	2	12631	7170
150	SHIPPING CORPN. OF INDIA	54	2774307	4567203
151	SHIVANSH OFFSHORE AND MARINE SERVICES PVT. LTD.	2	4184	5501
152	SHOFT INDUSTRIES PVT. LTD.	1	1207	1625
153	SHREE KRISHNA STEVEDON PVT. LTD.	1	1269	2168
154	SHREEJI SHIPPING SERVICES (INDIA) LTD.	1	5998	9506
155	SHREYAS SHIPPING & LOGISTICS LTD	16	320715	410373
156	SHRI SHEIK AHMED & SK HASEENA BEGUM	1	494	512
157	SICAL SHIPPING LIMITED.	1	11712	17465
158	SIMA MARINE (INDIA) PVT. LTD.	2	77555	100890
159	SIVAGANGAI FERRY PVT LTD	1	265	31
160	SOUTH EAST ASIA MARINE ENGG. & CONST. LTD.	1	11121	6286
161	SPARKLE PORT SERVICES LTD.	1	493	0
162	SPS MARINE P. LTD.	1	5582	0
163	SSL SHIPPING LTD.	5	272123	552217
164	SVITZER HAZIRA P. LTD.	1	350	132
165	TAG OFFSHORE LTD.	12	44912	41088
166	TCI SEAWAYS LTD.	5	49063	63953
167	THE INDIA CEMENT LTD., CHENNAI	2	62836	113501
168	TM INTERNATIONAL LOGISTICS LIMITED, KOLKATA	1	3138	5082
169	TOLANI SHIPPING CO. LTD.	3	124287	151959
170	TRANS ASIAN SHIPPING SERVICES	2	29190	28655
171	TRANSCOASTAL CARGO & SHIPPING	1	10962	14007
172	TREASURE HARVEST SHIPPING PVT. LTD.	2	86527	159131
173	TRITON MARITIME PVT. LTD.	2	3522	3068
174	TRITON VENTURES P. LTD.	1	1459	1335
175	U. T. OF LAKSHADWEEP	1	5938	1200

(Contd...)
Table 2.9

Indian Shipping companies registered for Overseas Trade (as on 31st December,2025)

SL No	Name of the Company	No of Vessels	Total GT	Total DWT
176	UNDERWATER SERVICES COMPANY LTD.	1	1081	723
177	URJA SHIPS P.LTD.	1	2072	2380
178	UXMAL MARINE SERVICES P.LTD.	1	764	1000
179	VAN OORD INDIA PVT. LTD.	2	16997	23654
180	VARUN RESOURCES LTD	1	23878	27200
181	VARUN SHIPPING LTD	7	269868	401656
182	VEDANT SHIP MGMT	1	1678	1364
183	VOSTA LMG INDIA PVT. LTD.	2	4626	3399
184	ZEN SHIPPING & PORTS INDIA PVT. LTD.	1	8253	14003
Total		503	12322200	19421748

Table 2.10

Net Addition to Overseas Fleet(during the Year2025)

Shipping Company/Shipowner	Ship Acquired			Ship Sold/Scrapped			Net Addition	
	No	GT	Type	No	GT	Type	No	GT
ANDAMAX INDIA P. LTD.	0	0		1	140	TUG	-1	-140
APEEJAY SHIPPING LTD.	0	0		1	32957	DRB	-1	-32957
	1	43168	DRB	0	0		1	43168
	1	43189	DRB	0	0		1	43189
ARC OFFSHORE (I) P.LTD.	0	0		1	1163	SUPOV	-1	-1163
ARCADIA SHIPPING CO. LTD.	0	0		1	27198	DRB	-1	-27198
	0	0		1	29961	DRB	-1	-29961
ARCELORMITAL NIPPON STEEL INDIA LTD.	1	13551	DRED	0	0		1	13551
BW GLOBAL UNITED LPG INDIA P. LTD.	1	46789	G.C	0	0		1	46789
	0	0		1	47386	G.C	-1	-47386
CASTLE SHIPS PVT. LTD.	1	29305	TANP	0	0		1	29305
CMA CGM SHIPPING INDIA IFSC PVT LTD	1	26836	CS	0	0		1	26836
	1	38364	CS	0	0		1	38364
	1	26836	CS	0	0		1	26836
	1	36007	CS	0	0		1	36007
COASTAL MARINE CONSTRUCTION & ENGG. LTD.	1	483	TUG	0	0		1	483
FIRST OIL & GAS SERVICES P. LTD	0	0		1	2426	OFF	-1	-2426
FIVE STAR BULK CARRIERS PVT LTD	0	0		1	38667	DRB	-1	-38667
GREAT EASTERN SHIPPING CO. LTD.	0	0		1	33036	DRB	-1	-33036
	0	0		1	28799	TANC	-1	-28799
	0	0		1	28823	TANP	-1	-28823
	0	0		1	28465	TANP	-1	-28465
INTERSEA MARITIME LTD.	0	0		1	38888	BC	-1	-38888
Jal Kukud Shipping Hsc Pvt Ltd	1	45246	DRB	0	0		1	45246
JAL KUMUD SHIPPING IFSC P. LTD.	1	16786	CHT	0	0		1	16786
M2M Ferries Pvt Ltd	1	2252	PHSC	0	0		1	2252
MAERSK BHARAT IFSC PVT LTD	1	18326	CS	0	0		1	18326
	1	20927	CS	0	0		1	20927
MARIA SHIPPING PVT LTD	1	29348	CHT	0	0		1	29348
MoI SHIPPING IFSC PVT LTD	1	47005	G.C	0	0		1	47005
	1	47005	G.C	0	0		1	47005
	1	47005	G.C	0	0		1	47005
NAV BHARAT TANKERS P. LTD.	0	0		1	23235	TANP	-1	-23235

(Contd...)

Table 2.10

Net Addition to Overseas Fleet(during the Year2025)

Shipping Company/Shipowner	Ship Acquired			Ship Sold/Scrapped			Net Addition	
	No	GT	Type	No	GT	Type	No	GT
Ozeevo Shipping IFSC Pvt Ltd	1	57248	TANP	0	0		1	57248
RIPLEY PINNACLE INDIA IFSC PVT LTD	1	40060	DRB	0	0		1	40060
SAMSON MARITIME LTD.	0	0		1	4335	OFF	-1	-4335
SANMAR SHIPPING LTD.	0	0		1	56854	TANP	-1	-56854
SEAGAUTAM SHIPPING PVT LTD	1	4683	GCS	0	0		1	4683
	1	2853	GCS	0	0		1	2853
SEVEN ISLAND SHIPPING LTD	0	0		1	81076	TANC	-1	-81076
	1	8550	OIBC	0	0		1	8550
	1	8689	TANP	0	0		1	8689
	1	28736	TANP	0	0		1	28736
	0	0		1	28246	TANP	-1	-28246
	0	0		1	81076	TANC	-1	-81076
	0	0		1	27969	TANP	-1	-27969
	1	8545	CHT	0	0		1	8545
	1	81306	TANP	0	0		1	81306
SHIPPING CORPN. OF INDIA	1	47058	G.C	0	0		1	47058
	0	0		1	21963	CCON	-1	-21963
	1	47058	G.C	0	0		1	47058
	0	0		1	21963	CCON	-1	-21963
SHIVANSH OFFSHORE AND MARINE SERVICES PVT. LTD.	1	3220	TANP	0	0		1	3220
SHREEJI SHIPPING SERVICES (INDIA) LTD.	1	5998	GCS	0	0		1	5998
SSL SHIPPING LTD.	1	40803	TANP	0	0		1	40803
	1	2911	TANP	0	0		1	2911
	1	159027	TANP	0	0		1	159027
SVS MARINE SERVICES (P) LTD.	0	0		1	1330	BC	-1	-1330
	0	0		1	1330	BC	-1	-1330
TREASURE HARVEST SHIPPING PVT. LTD.	1	46789	OIBC	0	0		1	46789
VAN OORD INDIA PVT. LTD.	1	4967	DRED	0	0		1	4967
VEDANT SHIP MGMT	1	1678	SV	0	0		1	1678
Total	38	1178607		24	687286		14	491321

Table 2.11

**Prices of Fuel for Vessels Plying on International Run - Furnace Oil (till 2019)& MFO 0.5%
Furnace Oil (2020 onwards) *
(as on 31st March)**

Port	(Prices in US \$ per MT)						
	2019	2020 **	2021	2022	2023	2024	2025
1. Kandla	449.15	266.76	473.34	868.01	546.46	641.41	523.26
2. Okha	449.15
3. Mumbai	447.63	271.76	473.34	873.01	551.46	644.41	533.26
4. Goa	450.84
5. Mangalore	449.38	273.34	474.93	874.48	552.75	647.53	541.16
6. Kochi	449.76	271.76	473.34	873.01	551.46	646.41	533.26
7. Tuticorin	457.11	271.76	473.34	873.01	551.46	651.41	533.26
8. Chennai	480.13	276.76	478.34	874.01	556.46	656.41	543.26
9. Vizag	456.67	276.76	478.34	874.01	556.46	656.41	548.26
10. Kolkata
11. Haldia	459.71	276.76	478.34	878.01	561.46	656.41	528.26
12. Paradip	465.65	276.76	478.34	874.01	556.46	656.41	548.26
13. Port Blair
14. Karwar	447.48
15. Magdalla
16. Dahej
17. Hazira
18. Budge-Budge	463.88
19. Jamnagar
20. Somnathpur	475.34
21. Rajkot
22. Kakinada	464.73	879.01	561.46	656.41	533.26
23. GRI, Koyali	460.80
24. Narimanam
25. Mormugao	873.01	551.46	644.41	533.26

Note: Prices are Exclusive of applicable GST/VAT and delivery charges

* :FO 180 CT has been discontinued w.e.f 03/01/2020. MFO 0.5% FO has been implemented w.e.f 01/01/2020 as per IMO directives. Reference : D.G. Shipping circular no. ENC/OPP-MARPOL -38(5)/04 dated 28/08/2019

** : FO prices prior to the year 2020. MFO 0.5% FO has been implemented w.e.f 01/01/2020 as per IMO directives.

Source : Indian Oil Corporation.

Table 2.12

**Prices of Fuel for Vessels Plying on International Run - HFHSD/LSHF HSD
(as on 31st March)**

Port	(Prices in US \$ per MT)						
	2019	2020 **	2021	2022	2023	2024	2025
1. Kandla	672.32	337.60	576.07	1187.53	921.91	875.76	733.57
2. Okha
3. Mumbai	674.52	341.16	577.84	1189.85	926.16	879.74	736.03
4. Goa	680.71	346.34	583.30	583.30
5. Mangalore	676.04	342.08	578.68	1190.53	928.02	881.87	737.37
6. Kochi	676.91	344.41	579.12	1191.71	930.55	883.27	738.08
7. Tuticorin	687.82	354.47	589.57	1201.66	938.98	894.55	748.31
8. Chennai	681.13	350.89	581.01	1195.11	939.48	889.85	741.38
9. Vizag	683.13	354.20	582.43	1197.01	943.84	894.48	744.18
10. Kolkata	694.84	366.39	592.47
11. Haldia	692.16	363.91	589.89	1205.68	955.83	902.72	751.99
12. Paradip	682.56	352.64	580.92	1195.62	945.89	894.85	743.71
13. Port Blair	695.34	365.37	594.03	1208.04	966.73	932.09	786.45
14. Karwar	683.09	348.60	585.65	1197.20	947.41	907.75	761.91
15. Magdalla
16. Dahej
17. Hazira
18. Budge-Budge
19. Jamnagar	671.16	336.21	575.63
20. Somnathpur	699.70	370.87	597.12
21. Rajkot	692.76	356.47	595.67
22. Kakinada	715.39	385.18	611.99	1226.69	953.83	906.59	754.93
23. GRI, Koyali	681.69	346.25	585.05
24. Narimanam	689.34	358.56	588.98
25. Mormugao	1194.96	941.67	897.36	751.71

Note: Prices are Exclusive of applicable GST/VAT and delivery charges
 HFHSD : High Flash High Speed Diesel
 LSHF HSD : Low Sulphur High Flash High Speed Diesel
 Source : Indian Oil Corporation.

SECTION - 3

COASTAL SHIPPING

Table 3.1
Trend of Coastal Fleet - By Type of Vessels (as on 31st December)

('000 GT/'000 DWT)

Year	Item	Type of Vessels							Total
		Dry Cargo* Liner	Dry Cargo Bulk Carrier \$	Oil Tanker@	Passen- ger-cum- Cargo**	Off- shore Supply	Special- ised for Off-shore Services ***	Timber Carrier	
1995	No. of Vessels	72	13	18	15	73	27	1	219
	GT	60	247	155	60	89	83	4	698
	DWT	80	410	245	26	90	63	6	920
1996	No. of Vessels	88	12	17	15	71	27	1	231
	GT	101	226	152	53	86	83	4	705
	DWT	72	369	240	23	87	63	6	860
1997	No. of Vessels	97	11	14	15	68	26	1	232
	GT	107	192	138	52	83	78	4	654
	DWT	80	305	219	23	82	58	6	773
1998	No. of Vessels	109	12	15	15	69	26	1	247
	GT	118	198	132	53	73	76	4	654
	DWT	89	313	213	23	81	57	6	782
1999	No. of Vessels	124	12	16	22	68	27	-	269
	GT	129	194	139	68	73	77	-	680
	DWT	89	306	221	28	81	57	-	782
2000	No. of Vessels	164	12	16	23	69	28	-	312
	GT	158	194	132	68	74	83	-	709
	DWT	128	306	172	28	85	61	-	780
2001	No. of Vessels	178	13	16	26	69	27	-	329
	GT	184	205	118	71	74	79	-	731
	DWT	150	323	179	28	85	59	-	824
2002	No. of Vessels	261	9	17	33	73	31	-	424
	GT	236	226	100	76	78	89	-	805
	DWT	195	350	150	26	96	53	-	870
2003	No. of Vessels	263	9	17	36	73	31	-	429
	GT	236	226	100	77	78	89	-	806
	DWT	195	351	149	25	96	53	-	869
2004	No. of Vessels	282	9	16	37	78	32	-	454
	GT	238	226	96	77	81	90	-	808
	DWT	187	350	144	25	98	54	-	858
2005	No. of Vessels	305	10	14	38	82	36	-	485
	GT	248	234	85	77	85	87	-	816
	DWT	183	363	123	25	100	52	-	844
2006	No. of Vessels	332	10	15	46	87	36	-	526
	GT	272	234	87	79	87	82	-	841
	DWT	203	363	131	26	102	47	-	872

Table 3.1 (Contd..)
Trend of Coastal Fleet - By Type of Vessels (as on 31st December)

('000 GT/'000 DWT)

Year	Item	Type of Vessels							Total
		Dry Cargo* Liner	Dry Cargo Bulk Carrier \$	Oil Tanker@	Passen- ger-cum- Cargo**	Off- shore Supply	Special- ised for Off-shore Services ***	Timber Carrier	
2007	No. of Vessels	359	11	17	57	94	35	-	573
	GT	303	234	88	92	95	81	-	893
	DWT	258	363	134	28	111	47	-	941
2008	No. of Vessels	385	11	17	69	99	35	-	616
	GT	331	234	114	98	101	86	-	964
	DWT	285	363	155	29	122	47	-	1001
2009	No. of Vessels	409	12	18	81	104	38	-	662
	GT	350	236	99	99	108	88	-	980
	DWT	293	365	132	29	125	50	-	994
2010	No. of Vessels	434	12	18	88	110	38	-	700
	GT	364	237	99	106	119	88	-	1013
	DWT	294	365	132	29	134	51	-	1005
2011	No. of Vessels	476	15	19	89	113	38	-	750
	GT	386	242	100	109	123	88	-	1048
	DWT	313	368	132	29	134	51	-	1027
2012	No. of Vessels	518	26	19	92	111	38	-	804
	GT	426	240	100	112	121	88	-	1087
	DWT	364	368	132	29	120	51	-	1064
2013	No. of Vessels	545	31	18	94	105	42	-	835
	GT	500	248	75	107	114	91	-	1135
	DWT	493	368	91	29	113	54	-	1148
2014	No. of Vessels	549	37	20	99	100	41	-	846
	GT	520	258	97	143	110	90	-	1218
	DWT	512	379	121	34	108	54	-	1208
2015	No. of Vessels	567	41	22	101	99	43	-	873
	GT	600	264	291	143	114	90	-	1502
	DWT	634	385	483	34	112	53	-	1701
2016	No. of Vessels	586	37	22	96	100	57	-	898
	GT	626	240	292	144	118	98	-	1518
	DWT	651	346	484	34	117	57	-	1689
2017	No. of Vessels	609	37	24	97	98	63	-	928
	GT	604	212	294	144	116	99	-	1469
	DWT	609	306	486	34	115	57	-	1607
2018	No. of Vessels	621	39	24	97	94	69	-	944
	GT	621	216	294	133	115	100	-	1479
	DWT	636	311	486	29	113	58	-	1633

Table 3.1 (Contd..)
Trend of Coastal Fleet - By Type of Vessels (as on 31st December)

('000 GT/'000 DWT)

Year	Item	Type of Vessels							Total
		Dry Cargo* Liner	Dry Cargo Bulk Carrier \$	Oil Tanker@	Passen- ger-cum- Cargo**	Off- shore Supply	Special- ised for Off-shore Services ***	Timber Carrier	
2019	No. of Vessels	645	38	25	97	92	75	-	972
	GT	638	177	317	133	111	104	-	1480
	DWT	656	242	530	29	112	62	-	1631
2020	No. of Vessels	672	30	27	98	93	78	-	998
	GT	683	204	434	133	113	105	-	1672
	DWT	714	298	630	29	114	63	-	1848
2021	No. of Vessels	686	28	25	107	102	79	-	1027
	GT	686	202	288	141	138	105	-	1560
	DWT	720	297	486	30	127	63	-	1723
2022	No. of Vessels	687	28	28	107	105	79	-	1034
	GT	702	201	292	141	139	103	-	1578
	DWT	744	297	489	30	125	61	-	1746
2023	No. of Vessels	692	28	30	106	108	75	-	1039
	GT	855	202	294	127	142	102	-	1722
	DWT	1032	297	492	25	127	61	-	2034
2024	No. of Vessels	701	29	32	107	110	77	-	1056
	GT	853	163	297	113	143	103	-	1672
	DWT	1026	223	495	20	127	61	-	1953
2025	No. of Vessels	724	29	37	109	110	80	-	1089
	GT	875	163	301	114	143	105	-	1700
	DWT	1055	223	501	21	127	62	-	1989

Source : D.G. Shipping, M/o Ports, Shipping & Waterways

* : Includes Barges, Bulk Carriers, Cellular Containers, Container Ship, Dredgers, Dumb Crane Barge, Dumb Pontoon Barge, General Cargo, General Cargo Ship, Hooper Dredger, Motor Boat, Motor Launch, Motorship, Motor Tanker, Motor Tender, Motor Tug, MSV, Other Cargo Ship, Port Trusts & Maritime Boards, Anchor handling Vessel, Ro-Ro Container Vessels, Steel Welded Boat, Supply Vessels and Tugs.

\$: Includes AHTS, Electric Propulsion, Research, Floating Cranes, Steel Carrier & Twin Screw.

@ : Includes LPG Carriers, LNG Carriers and Ethylene Gas Carriers.

** : Includes Passenger services, Passenger High Craft, Pleasure Craft, Pleasure Yachts and Yachts.

*** : Includes Crew Boats, Pilot Launch, Pilot Vessel, Platform Supply Vessel, Polar Satellite Vessels, Utility Boats, Utility Craft, Utility Vessel and Work Boat.

Table 3.2
Trend of Coastal Fleet - By Size of Vessels (as on 31st December)

('000 GT)

Year	Item	Size				Total
		999 & Below	1000-4999	5000-9999	10000 & above	
1995	No. of Vessels	108	83	5	23	219
	GT	61	166	32	439	698
1996	No. of Vessels	114	87	8	22	231
	GT	61	175	51	418	705
1997	No. of Vessels	118	87	7	20	232
	GT	62	176	45	371	654
1998	No. of Vessels	129	92	8	18	247
	GT	67	189	52	346	654
1999	No. of Vessels	147	94	9	19	269
	GT	67	191	60	362	680
2000	No. of Vessels	175	109	10	18	312
	GT	74	214	65	356	709
2001	No. of Vessels	187	111	13	18	329
	GT	78	217	87	349	731
2002	No. of Vessels	269	122	15	18	424
	GT	97	238	102	368	805
2003	No. of Vessels	274	122	15	18	429
	GT	98	238	102	368	806
2004	No. of Vessels	301	120	15	18	454
	GT	107	232	102	367	808
2005	No. of Vessels	331	121	15	18	485
	GT	116	229	103	368	816
2006	No. of Vessels	362	132	14	18	526
	GT	126	250	97	368	841
2007	No. of Vessels	397	142	16	18	573
	GT	137	276	113	367	893
2008	No. of Vessels	433	146	17	20	616
	GT	148	288	119	409	964
2009	No. of Vessels	473	152	18	19	662
	GT	160	299	127	394	980
2010	No. of Vessels	502	161	18	19	700
	GT	170	321	127	395	1013

Table 3.2 (Contd...)
Trend of Coastal Fleet - By Size of Vessels (as on 31st December)

('000 GT)

Year	Item	Size				Total
		999 & Below	1000-4999	5000-9999	10000 & above	
2011	No. of Vessels	537	176	18	19	750
	GT	177	350	126	395	1048
2012	No. of Vessels	562	206	19	17	804
	GT	186	399	134	368	1087
2013	No. of Vessels	582	216	20	17	804
	GT	191	415	141	388	1135
2014	No. of Vessels	583	222	22	19	846
	GT	188	431	153	446	1218
2015	No. of Vessels	595	232	23	23	873
	GT	189	452	161	700	1502
2016	No. of Vessels	608	244	24	22	898
	GT	188	481	170	679	1518
2017	No. of Vessels	638	246	24	20	928
	GT	198	481	170	620	1469
2018	No. of Vessels	651	248	26	19	944
	GT	199	488	183	609	1479
2019	No. of Vessels	674	254	25	19	972
	GT	205	499	176	600	1480
2020	No. of Vessels	689	259	29	21	998
	GT	212	506	198	755	1672
2021	No. of Vessels	705	268	36	18	1027
	GT	216	524	240	580	1560
2022	No. of Vessels	709	268	39	18	1034
	GT	220	521	258	579	1578
2023	No. of Vessels	714	265	39	21	1039
	GT	223	519	258	722	1722
2024	No. of Vessels	731	268	38	19	1056
	GT	227	523	253	669	1672
2025	No. of Vessels	749	283	38	19	1089
	GT	232	545	253	669	1700

Source : D.G. Shipping, M/o Ports, Shipping & Waterways

Table 3.3
Trend of Coastal Fleet - By Age of Vessels (as on 31st December)

('000 GT)

Year	Item	Age Group (in Years)					Total
		Upto 5	6-10	11-15	16 - 20	Over 20	
1995	No. of Vessels	33	29	83	21	53	219
	GT	52	112	229	72	233	698
1996	No. of Vessels	34	18	100	20	59	231
	GT	34	94	235	109	233	705
1997	No. of Vessels	35	19	90	30	58	232
	GT	33	54	227	141	199	654
1998	No. of Vessels	35	29	80	39	64	247
	GT	30	66	207	160	191	654
1999	No. of Vessels	32	42	61	66	68	269
	GT	44	78	175	147	236	680
2000	No. of Vessels	45	52	42	92	81	312
	GT	48	73	135	223	230	709
2001	No. of Vessels	48	53	34	105	89	329
	GT	68	44	106	249	264	731
2002	No. of Vessels	74	63	63	106	118	424
	GT	87	44	85	240	349	805
2003	No. of Vessels	62	64	66	101	136	429
	GT	79	39	92	223	373	806
2004	No. of Vessels	60	69	67	82	176	454
	GT	55	55	100	183	415	808
2005	No. of Vessels	75	69	68	87	186	485
	GT	68	54	99	189	406	816
2006	No. of Vessels	53	90	76	54	253	526
	GT	43	81	56	117	544	841
2007	No. of Vessels	75	96	77	56	269	573
	GT	79	84	52	120	558	893
2008	No. of Vessels	92	94	81	67	282	616
	GT	87	105	54	89	630	965
2009	No. of Vessels	111	99	82	70	300	662
	GT	106	109	50	90	625	980
2010	No. of Vessels	124	90	88	77	321	700
	GT	123	83	65	104	638	1013

Table 3.3 (Contd...)
Trend of Coastal Fleet - By Age of Vessels (as on 31st December)

('000 GT)

Year	Item	Age Group (in Years)					Total
		Upto 5	6-10	11-15	16 - 20	Over 20	
2011	No. of Vessels	148	77	100	87	338	750
	GT	145	74	72	86	671	1048
2012	No. of Vessels	180	89	102	90	343	804
	GT	172	89	85	59	682	1087
2013	No. of Vessels	184	98	103	94	356	835
	GT	203	99	108	61	665	1135
2014	No. of Vessels	177	110	100	94	365	846
	GT	229	101	107	80	701	1218
2015	No. of Vessels	168	137	90	96	382	873
	GT	401	149	117	101	734	1502
2016	No. of Vessels	157	158	86	105	392	898
	GT	397	181	118	106	716	1518
2017	No. of Vessels	157	163	96	108	404	928
	GT	380	144	133	121	691	1469
2018	No. of Vessels	125	185	109	110	415	944
	GT	343	144	154	123	715	1479
2019	No. of Vessels	128	180	132	107	425	972
	GT	281	225	166	157	651	1480
2020	No. of Vessels	117	164	165	99	453	998
	GT	382	232	199	93	766	1672
2021	No. of Vessels	114	158	184	96	475	1027
	GT	125	395	195	94	751	1560
2022	No. of Vessels	112	143	178	113	488	1034
	GT	138	366	180	123	771	1578
2023	No. of Vessels	103	118	178	130	510	1039
	GT	128	329	160	235	870	1722
2024	No. of Vessels	107	113	167	146	523	1056
	GT	125	266	221	193	866	1672
2025	No. of Vessels	111	107	158	176	537	1089
	GT	132	236	226	192	913	1700

Source : D.G. Shipping, M/o Ports, Shipping & Waterways

Table 3.4

Coastal Fleet-By Type and Size of Vessels (as on 31st December,2025)

Type/Size	Below 999	1000- 4999	5000- 9999	10000- 19999	20000- 34999	35000 above	Total
AHTS							
NO	0	3	0	0	0	0	3
GT	0	6230	0	0	0	0	6230
ANCHOR HANDLING VESSEL							
NO	0	1	0	0	0	0	1
GT	0	1966	0	0	0	0	1966
BARGE							
NO	5	38	0	0	0	0	43
GT	2575	62742	0	0	0	0	65317
BC							
NO	0	2	0	0	0	4	6
GT	0	4920	0	0	0	164096	169016
CELLULAR CONTAINER VESSEL							
NO	1	0	0	0	0	0	1
GT	756	0	0	0	0	0	756
CONTAINER SHIP							
NO	0	0	1	0	0	0	1
GT	0	0	7511	0	0	0	7511
CREW BOAT							

(Contd...)

Table 3.4

Coastal Fleet-By Type and Size of Vessels (as on 31st December,2025)

Type/Size	Below 999	1000- 4999	5000- 9999	10000- 19999	20000- 34999	35000 above	Total
NO	11	0	0	0	0	0	11
GT	998	0	0	0	0	0	998
DREDGER							
NO	4	13	14	0	0	0	31
GT	2309	39428	97320	0	0	0	139057
DRY CARGO BULK CARRIER							
NO	2	9	0	3	2	1	17
GT	490	14747	0	40246	55985	35430	146898
DRY CARGO LINER							
NO	19	57	14	0	0	0	90
GT	9919	100716	83273	0	0	0	193908
DUMB CRANE BARGE							
NO	1	0	0	0	0	0	1
GT	564	0	0	0	0	0	564
DUMB PONTOON BARGE							
NO	4	0	0	0	0	0	4
GT	2652	0	0	0	0	0	2652
ELECTRIC PROPULSION							

(Contd...)

Table 3.4

Coastal Fleet-By Type and Size of Vessels (as on 31st December,2025)

Type/Size	Below 999	1000- 4999	5000- 9999	10000- 19999	20000- 34999	35000 above	Total
NO	0	4	0	0	0	0	4
GT	0	6595	0	0	0	0	6595
ETHYLENE GAS CARRIER							
NO	1	3	0	0	0	0	4
GT	466	8727	0	0	0	0	9193
FLOATING CRANE							
NO	0	1	0	0	0	0	1
GT	0	2148	0	0	0	0	2148
GENERAL CARGO SHIP							
NO	1	9	1	0	0	0	11
GT	661	16693	5857	0	0	0	23211
HOPPER DREDGER							
NO	0	0	1	0	0	0	1
GT	0	0	8287	0	0	0	8287
MOTOR BOAT							
NO	2	0	0	0	0	0	2
GT	59	0	0	0	0	0	59
MOTOR LAUNCH							

(Contd...)

Table 3.4

Coastal Fleet-By Type and Size of Vessels (as on 31st December,2025)

Type/Size	Below 999	1000- 4999	5000- 9999	10000- 19999	20000- 34999	35000 above	Total
NO	16	3	0	0	0	1	20
GT	664	4863	0	0	0	37847	43374
MOTOR SHIP							
NO	4	3	0	0	0	0	7
GT	1717	4765	0	0	0	0	6482
MOTOR TENDER							
NO	4	0	0	0	0	0	4
GT	332	0	0	0	0	0	332
MOTOR TUG							
NO	2	0	0	0	0	0	2
GT	531	0	0	0	0	0	531
MSV							
NO	2	0	0	0	0	0	2
GT	662	0	0	0	0	0	662
OFFSHORE SUPPLY VESSEL							
NO	50	59	1	0	0	0	110
GT	27557	105436	8763	0	0	0	141756
OFFSHORE SUPPORT VESSEL							

(Contd...)

Table 3.4

Coastal Fleet-By Type and Size of Vessels (as on 31st December,2025)

Type/Size	Below 999	1000- 4999	5000- 9999	10000- 19999	20000- 34999	35000 above	Total
NO	0	3	0	0	0	0	3
GT	0	6344	0	0	0	0	6344
OIL TANKER (CRUDE)							
NO	1	0	0	0	1	2	4
GT	40	0	0	0	25040	208676	233756
OIL TANKER (PC)							
NO	13	15	0	0	1	0	29
GT	5884	21246	0	0	30565	0	57695
PASSENGER CUM CARGO							
NO	22	7	1	1	0	0	31
GT	6406	20720	8763	14239	0	0	50128
PASSENGER HIGH SPEED CRAFT							
NO	5	0	0	0	0	0	5
GT	1702	0	0	0	0	0	1702
PASSENGER SERVICE							
NO	60	4	0	0	0	1	65
GT	12179	7514	0	0	0	35143	54836
PASSENGER SHIP							

(Contd...)

Table 3.4

Coastal Fleet-By Type and Size of Vessels (as on 31st December,2025)

Type/Size	Below 999	1000- 4999	5000- 9999	10000- 19999	20000- 34999	35000 above	Total
NO	0	0	1	0	0	0	1
GT	0	0	6828	0	0	0	6828
PILOT BOAT							
NO	5	0	0	0	0	0	5
GT	459	0	0	0	0	0	459
PILOT VESSEL							
NO	1	0	0	0	0	0	1
GT	68	0	0	0	0	0	68
PLATFORM SUPPLY VESSEL							
NO	0	2	0	0	0	0	2
GT	0	7002	0	0	0	0	7002
PLEASURE CRAFT							
NO	6	0	0	0	0	0	6
GT	105	0	0	0	0	0	105
PORT TRUSTS & MARITIME BOARDS VESSEL							
NO	83	6	1	0	0	0	90
GT	21893	11350	9123	0	0	0	42366
RESEARCH							

(Contd...)

Table 3.4

Coastal Fleet-By Type and Size of Vessels (as on 31st December,2025)

Type/Size	Below 999	1000- 4999	5000- 9999	10000- 19999	20000- 34999	35000 above	Total
NO	4	0	0	0	0	0	4
GT	1107	0	0	0	0	0	1107
RO - RO CONTAINER VESSELS							
NO	1	0	0	0	0	0	1
GT	956	0	0	0	0	0	956
SPECIALISED VESSELS FOR OFFSHORE							
NO	16	15	2	2	0	0	35
GT	5711	43557	10928	22207	0	0	82403
SUPPLY VESSEL							
NO	1	8	0	0	0	0	9
GT	68	14276	0	0	0	0	14344
TUG							
NO	380	16	1	0	0	0	397
GT	118792	29175	5939	0	0	0	153906
UTILITY BOAT							
NO	1	0	0	0	0	0	1
GT	73	0	0	0	0	0	73
UTILITY CRAFT							

(Contd...)

Table 3.4

Coastal Fleet-By Type and Size of Vessels (as on 31st December,2025)

Type/Size	Below 999	1000- 4999	5000- 9999	10000- 19999	20000- 34999	35000 above	Total
NO	2	2	0	0	0	0	4
GT	199	3987	0	0	0	0	4186
UTILITY VESSEL							
NO	17	0	0	0	0	0	17
GT	3765	0	0	0	0	0	3765
WORK BOAT							
NO	1	0	0	0	0	0	1
GT	63	0	0	0	0	0	63
YACHTS							
NO	1	0	0	0	0	0	1
GT	22	0	0	0	0	0	22
TOTAL							
NO	749	283	38	6	4	9	1089
GRT	232404	545147	252592	76692	111590	481192	1699617

Table 3.5

Coastal Fleet-By Type and Age of Vessels (as on 31st December,2025)

Type/Age	Upto 5 Yrs.	6-10 Yrs	11-15 Yrs	16-20 Yrs	Above 20 Yrs	Total
AHTS						
NO	0	0	1	1	1	3
GT	0	0	2267	1966	1997	6230
ANCHOR HANDLING VESSEL						
NO	0	0	0	1	0	1
GT	0	0	0	1966	0	1966
BARGE						
NO	7	2	25	6	3	43
GT	8298	5604	37048	9289	5078	65317
BC						
NO	0	0	3	0	3	6
GT	0	0	49781	0	119235	169016
CELLULAR CONTAINER VESSEL						
NO	0	0	1	0	0	1
GT	0	0	756	0	0	756
CONTAINER SHIP						
NO	0	0	0	0	1	1
GT	0	0	0	0	7511	7511
CREW BOAT						
NO	1	2	4	2	2	11
GT	169	188	243	133	265	998
DREDGER						
NO	0	0	4	6	21	31
GT	0	0	21405	35644	82008	139057
DRY CARGO BULK CARRIER						
NO	0	0	6	2	9	17
GT	0	0	9027	17461	120410	146898
DRY CARGO LINER						
NO	12	0	6	4	68	90
GT	69497	0	10448	7174	106789	193908

(Contd...)

Table 3.5

Coastal Fleet-By Type and Age of Vessels (as on 31st December,2025)

Type/Age	Upto 5 Yrs.	6-10 Yrs	11-15 Yrs	16-20 Yrs	Above 20 Yrs	Total
DUMB CRANE BARGE						
NO	1	0	0	0	0	1
GT	564	0	0	0	0	564
DUMB PONTOON BARGE						
NO	4	0	0	0	0	4
GT	2652	0	0	0	0	2652
ELECTRIC PROPULSION						
NO	0	0	3	1	0	4
GT	0	0	5500	1095	0	6595
ETHYLENE GAS CARRIER						
NO	0	0	1	0	3	4
GT	0	0	466	0	8727	9193
FLOATING CRANE						
NO	0	0	1	0	0	1
GT	0	0	2148	0	0	2148
GENERAL CARGO SHIP						
NO	6	4	1	0	0	11
GT	12445	9533	1233	0	0	23211
HOPPER DREDGER						
NO	0	1	0	0	0	1
GT	0	8287	0	0	0	8287
MOTOR BOAT						
NO	0	2	0	0	0	2
GT	0	59	0	0	0	59
MOTOR LAUNCH						
NO	0	4	10	5	1	20
GT	0	2618	2762	147	37847	43374
MOTOR SHIP						
NO	3	3	0	1	0	7
GT	1436	4115	0	931	0	6482

(Contd...)

Table 3.5

Coastal Fleet-By Type and Age of Vessels (as on 31st December,2025)

Type/Age	Upto 5 Yrs.	6-10 Yrs	11-15 Yrs	16-20 Yrs	Above 20 Yrs	Total
MOTOR TENDER						
NO	0	2	2	0	0	4
GT	0	182	150	0	0	332
MOTOR TUG						
NO	0	1	1	0	0	2
GT	0	160	371	0	0	531
MSV						
NO	0	0	1	0	1	2
GT	0	0	320	0	342	662
OFFSHORE SUPPLY VESSEL						
NO	2	2	19	26	61	110
GT	1576	4250	29741	49339	56850	141756
OFFSHORE SUPPORT VESSEL						
NO	0	0	1	1	1	3
GT	0	0	2937	1815	1592	6344
OIL TANKER (CRUDE)						
NO	0	1	0	0	3	4
GT	0	165319	0	0	68437	233756
OIL TANKER (PC)						
NO	10	2	2	3	12	29
GT	8668	3506	1472	1417	42632	57695
PASSENGER CUM CARGO						
NO	0	0	1	11	19	31
GT	0	0	3262	14167	32699	50128
PASSENGER HIGH SPEED CRAFT						
NO	3	0	0	1	1	5
GT	978	0	0	275	449	1702
PASSENGER SERVICE						
NO	2	1	2	20	40	65
GT	191	318	2566	3258	48503	54836

(Contd...)

Table 3.5

Coastal Fleet-By Type and Age of Vessels (as on 31st December,2025)

Type/Age	Upto 5 Yrs.	6-10 Yrs	11-15 Yrs	16-20 Yrs	Above 20 Yrs	Total
PASSENGER SHIP						
NO	1	0	0	0	0	1
GT	6828	0	0	0	0	6828
PILOT BOAT						
NO	5	0	0	0	0	5
GT	459	0	0	0	0	459
PILOT VESSEL						
NO	1	0	0	0	0	1
GT	68	0	0	0	0	68
PLATFORM SUPPLY VESSEL						
NO	0	1	1	0	0	2
GT	0	3535	3467	0	0	7002
PLEASURE CRAFT						
NO	3	2	1	0	0	6
GT	45	32	28	0	0	105
PORT TRUSTS & MARITIME BOARDS VESSEL						
NO	0	2	6	7	75	90
GT	0	534	1609	1844	38379	42366
RESEARCH						
NO	2	1	0	0	1	4
GT	554	497	0	0	56	1107
RO - RO CONTAINER VESSELS						
NO	0	0	0	0	1	1
GT	0	0	0	0	956	956
SPECIALISED VESSELS FOR OFFSHORE						
NO	0	1	0	2	32	35
GT	0	70	0	6077	76256	82403
SUPPLY VESSEL						
NO	4	0	1	2	2	9
GT	5700	0	2095	4320	2229	14344

(Contd...)

Table 3.5

Coastal Fleet-By Type and Age of Vessels (as on 31st December,2025)

Type/Age	Upto 5 Yrs.	6-10 Yrs	11-15 Yrs	16-20 Yrs	Above 20 Yrs	Total
TUG						
NO	43	65	46	71	172	397
GT	11793	25097	32466	33200	51350	153906
UTILITY BOAT						
NO	0	1	0	0	0	1
GT	0	73	0	0	0	73
UTILITY CRAFT						
NO	0	1	1	0	2	4
GT	0	16	1787	0	2383	4186
UTILITY VESSEL						
NO	1	5	6	3	2	17
GT	200	1662	809	656	438	3765
WORK BOAT						
NO	0	1	0	0	0	1
GT	0	63	0	0	0	63
YACHTS						
NO	0	0	1	0	0	1
GT	0	0	22	0	0	22
TOTAL						
NO	111	107	158	176	537	1089
GT	132121	235718	226186	192174	913418	1699617

Table 3.6**Coastal Fleet-By Age and Size Vessels (as on 31st December,2025)**

Age/Size	Below 999	1000- 4999	5000- 9999	10000- 19999	20000- 34999	35000 above	Total
Upto 5 Yrs.							
NO	77	20	14	0	0	0	111
GT	22076	27863	82182	0	0	0	132121
6 to 10 Yrs.							
NO	91	14	1	0	0	1	107
GT	29561	32551	8287	0	0	165319	235718
11 to 15 Yrs.							
NO	83	70	4	0	0	1	158
GT	25378	129098	26849	0	0	44861	226186
16 to 20 Yrs.							
NO	122	48	5	1	0	0	176
GT	35379	102114	38579	16102	0	0	192174
Above 20 Yrs.							
NO	376	131	14	5	4	7	537
GT	120010	253521	96695	60590	111590	271012	913418
Total							
NO	749	283	38	6	4	9	1089
GT	232404	545147	252592	76692	111590	481192	1699617

Table 3.7
Coastal Fleet - By Number of Companies and Vessels Owned (as on 31st December)

Number of Ships Owned	Number of Companies			Total Tonnage Owned ('000GT)		
	2023	2024	2025	2023	2024	2025
1	256	267	268	458	454	461
2	65	70	73	160	251	252
3	30	34	34	212	92	97
4	17	16	13	60	63	41
5	10	9	14	61	64	87
6	1	1	-	6	6	-
7	5	4	5	22	13	21
8	2	2	2	2	2	9
9	2	2	3	251	252	254
10	7	7	6	81	81	71
11	1	1	2	2	24	36
12	4	4	4	132	97	97
13	1	2	1	18	20	18
14	2	1	2	11	6	9
15	2	1	-	61	56	-
16	-	-	1	-	-	56
17	1	2	2	85	91	91
18	1	1	1	3	3	3
20	1	-	-	9	-	-
22	-	1	1	-	41	41
23	1	-	-	42	-	-
24	-	1	1	-	10	10
26	-	-	1	-	-	17
27	1	1	-	17	17	-
61	-	1	-	-	28	-
62	-	-	1	-	-	28
65	1	-	-	29	-	-
Total	411	428	435	1722	1672	1700

Source : D.G. Shipping, M/o Ports, Shipping & Waterways

Table 3.8
Coastal Fleet - BY Number of Companies/Ships & Tonnage Owned
(as on 31 st December)

Tonnage	Number of Ships			Total Tonnage		
	2022	2023	2025	2022	2023	2025
Upto 1.0	714	731	749	222	227	232
1.0 - 5.0	265	268	283	519	523	545
5.0 - 10.0	39	38	38	258	253	253
10.0 - 20.0	7	6	6	91	77	77
20.0 - 70.0	13	12	12	466	427	427
70.0 - 80.0	-	-	-	-	-	-
80.0 - 100.0	-	-	-	-	-	-
100 .0 & above	1	1	1	165	165	165
Total	1039	1056	1089	1722	1672	1700

Source : D.G. Shipping, M/o Ports, Shipping & Waterways

Table 3.9**Indian Shipping companies registered for Coastal trade (as on 31st December,2025)**

SL No	Name of the Company	No of Vessels	Total GT	Total DWT
1	A.K. SHIP MGMT.& SERVICES	3	1087	337
2	A.K. SHIPPING PVT LTD.	2	4920	5984
3	AASHI RESORTS P. LTD.	1	451	40
4	ABS MARINE SERVICES PVT. LTD.	4	256	83
5	ABYSS OFFSHORE MUMBAI	1	78	0
6	ADANI BUNKERING PVT LTD	1	2095	3116
7	ADANI HARBOUR SERVICES P. LTD.	24	9976	2844
8	ADANI VIZHINJAM PORT P. LTD.	4	1980	1254
9	ADEL SHIPPING & LOGISTICS LTD.	2	972	252
10	ADEL SHIPPING LTD.	1	94	14
11	ADMN. OF U.T. OF LAKSHSDWEEP	22	40597	10305
12	ADSUN OFFSHORE DIVING CONTRACTORS PVT. LTD.	1	1329	1545
13	ADYA PRASAD MISHRA	1	250	195
14	AFCONS INFRASTRUCTURE LTD.	1	130	0
15	AGASTA MARINE INFRATECH P. LTD.	1	97	0
16	AHILIBAI SARDESAI MINING & EARTHMOVING	1	2257	0
17	AJWA LOGISTICS PVT. LTD.	3	385	68
18	AKURATHI SUDHAKAR, VISAKHAPATNAM, A.P.	1	1119	2072
19	ALANG MARITIME LTD.	1	305	116
20	ALBATROSS SH. LTD.	1	273	214
21	ALBATROSS SHIPPING AGENCIES	3	2925	3741
22	ALISHA A & BEGUM H	2	933	325
23	ALLIANZ OFFSHORE SERVICES PVT. LTD.	2	3859	4489
24	ALPHARD MARITIME PVT LTD	2	2680	3188
25	ALPHARD VENTURES PVT LTD	2	4876	5443
26	AMAZE MARITIME SERVICES P. LTD.	1	163	107
27	AMBUJA SHIPPING SERVICE LTD.	10	23782	30460
28	AMIC TECHNOCONS LTD.	1	199	350
29	AMIT SHIP MANAGEMENT LTD.	2	764	0
30	AMMA LINES LTD.	1	11625	16500
31	AMNS PORTS INDIA LTD	1	492	293
32	AMRO MARINE	1	233	79
33	ANDAMAN & NICOBAR ADMINISTRATION	11	23861	7904
34	ANDAMAN LAKSHADWEEP ADMINISTRATION	2	671	157
35	ANDAMAN LAKSHWADEEP HARBOUR WORKS	1	469	0

(Contd...)

Table 3.9

Indian Shipping companies registered for Coastal trade (as on 31st December,2025)

SL No	Name of the Company	No of Vessels	Total GT	Total DWT
36	ANJAN SHIPPING PVT. LTD.	1	382	112
37	APCO INFRATECH P. LTD.	4	527	398
38	APEEJAY CHARTER PVT. LTD	1	39	0
39	APEEJAY SHIPPING LTD.	1	35430	64110
40	AQUA NOMAD P. LTD.	1	20	0
41	AQUARIS SHIPYARD P. LTD.	1	16	0
42	ARC MARINE PVT LTD	4	1835	1961
43	ARC OFFSHORE (I) P.LTD.	1	296	0
44	ARCADIA LOGISTICS LTD, JAMNAGAR	1	686	0
45	ARCELORMITAL NIPPON STEEL INDIA LTD.	2	619	108
46	ARDESHIR & CURSETJEE LTD.	2	207	0
47	ARKAY LOGISTICS LTD.	3	2191	2424
48	ARKEY SEA LOGISTICS LTD.	1	1478	0
49	ARVIND & CO. SHIPPING AGENCIES P.LTD.	1	646	0
50	ASIAN MARINE SUPPLIER	1	104	0
51	ASK TANKER (INDIA) P.LTD.	1	1405	1904
52	ASSOCIATED MARITIME PVT. LTD.	1	1090	2052
53	ATLANTIC SHIPPING PVT. LTD	1	2814	3617
54	ATLAS OFFSHORE SERVICES PVT. LTD.	1	297	1018
55	AVATAR PETROCHEMICALS PVT LTD	1	202	303
56	AVM MARINE LLP	1	107	69
57	AYSHA SHIPPING COMPANY, A&N ISLANDS	1	320	0
58	B.DEVCHAND & SONS SHIPPING P. LTD	1	1395	2200
59	BALLAST HAM DREDGING INDIA PVT LTD.	1	467	0
60	BAPUS SHIPPING JAMNAGAR PVT. LTD.	5	2501	2267
61	BARGE WORKS PVT LTD, MUMBAI	1	275	0
62	BEDI SHIPPING LTD.	1	564	0
63	BHAMBHANI SHIPPING PVT. LTD.	1	867	1060
64	BHARAT CHEMICAL	2	2399	2916
65	BHARAT HOTEL LTD	1	37	0
66	BHARATI MARITIME SERVICES PVT. LTD.	2	926	1116
67	BHOIR SAND & ALLIED INDUS. PVT. LTD.	2	461	0
68	BLUE OCEAN SEA TRANSPORT LTD	1	396	596
69	BLUEFIN MARINE INDUSTRIES	1	108	0
70	BOMBAY MARINE ENGG. WORKS LTD.	1	499	700

(Contd...)

Table 3.9**Indian Shipping companies registered for Coastal trade (as on 31st December,2025)**

SL No	Name of the Company	No of Vessels	Total GT	Total DWT
71	BOTHRA SHIPPING SERVICES PVT. LTD.	1	2527	4500
72	BSA MARINE SERVICES	1	372	211
73	Balakrishna Saboo, Mr. Rakesh Barai, Mr. Bhupendrasih Jadeja, Mr. Hiren Joshi, Mr. Vijay Narang	1	336	0
74	CAN OFF-SHORE PVT. LTD.	9	2384	1047
75	CANARA MOTOR LAUNCH SERVICES	1	70	0
76	CAPSTAN MARINE SERVICES PVT. LTD.	1	184	163
77	CASTLE SHIPS PVT. LTD.	1	1332	2127
78	CDR ABHILASH TOMY	1	16	0
79	CHEMPLAST SANMAR LIMITED, CHENNAI	2	742	396
80	CHENNAI PORT TRUST	12	7077	0
81	CHOWGULE & COMPANY PVT. LTD.	3	2709	3154
82	CHOWGULE LAVGAN SHIPREPAIR PVT LTD	2	852	1278
83	COAST LINE SERVICES (INDIA) PVT. LTD.	2	2710	4299
84	COASTAL MARINE CONSTRUCTION & ENGG. LTD.	3	2643	837
85	COASTAL SEAWAYS (ISLAND) PVT. LTD.	1	255	50
86	COCHIN PORT TRUST	5	3954	2308
87	COUNCIL OF SCIENTIFIC & INDUSTR. RESEARCH	1	2661	800
88	CRAFTWAY ENGINEERS LTD.	2	144	0
89	CREATIVE GAMING SOLUTIONS PVT. LTD.	1	2544	0
90	CREATIVES MARITIME SERVICES LLP	1	1592	1624
91	CROWN MARITIME CO. LTD.	1	264	0
92	CRYSTAL SHIPPING	1	172	51
93	D.G.LIGHT HOUSES & LIGHTSHIPS	3	5823	3083
94	DAMANIA SHIPPING LTD.	1	481	45
95	DAMODAR MARINE SERVICE	1	487	737
96	DANIEL ENG. WORKS & SHIP REPAIRS	1	850	1000
97	DEENDAYAL PORT TRUST	4	806	385
98	DELMAR OFFSHORE SERVICES P. LTD.	2	258	176
99	DELTA MARITME & INDUS. SKILL TRNG INST. P. LTD	3	1153	1025
100	DEPARTMENT OF OCEAN DEVELOPMENT	3	4582	1605
101	DEPT. OF ANIMAL HUSBANDRY & DAIRYING	1	785	0
102	DESHPRABHU RESOURCES, GOA	1	1320	0
103	DHARMADI SATYAM & SONS	1	97	0
104	DHARTI DREDGING & INFRA. LTD.	1	259	281
105	DIPLOMAT MARINE	1	1221	1149

(Contd...)

Table 3.9

Indian Shipping companies registered for Coastal trade (as on 31st December,2025)

SL No	Name of the Company	No of Vessels	Total GT	Total DWT
106	DIR. OF PORTS, THIRUANANTHAPURAM	1	157	113
107	DIR. OF SHIPPING SERVICES, PORT BLAIR	1	124	9
108	DIRECTOR OF SHIPPING SERVICES, A&N	3	8119	1091
109	DIRECTOR TOURISM	1	823	163
110	DOLPHIN OFFSHORE LTD.	7	2254	1377
111	DREAM MARINE P. LTD.	1	1359	2000
112	DREDGING CORPORATION OF INDIA LTD.	17	84918	60372
113	DUKE OFFSHORE LTD.	1	111	0
114	DUMPA BRAHMA REDDY, GOSALA NAGENDRA VIJAY KUMAR, MRS. PYDA SWAPNA, MR. MADINEEDI NARENDRA	1	144	0
115	E.N. PVT. LTD.	2	148	0
116	EASTERN NAVIGATION PVT. LTD.	5	476	258
117	ELEKTRONIK LAB	1	931	0
118	ELLON HINENGO LTD.	4	2717	5471
119	EMERALD SEAWAYS	1	197	0
120	EPSOM SHIPPING (I)PVT LTD.	1	3467	4141
121	ESSAR CONSTRUCTION (INDIA) LIMITED	1	97	136
122	ESSAR SHIPPING LTD.	3	3187	4712
123	ETERNAL OFFSHORE SERVICES	1	154	0
124	EVERETT (INDIA) PVT. LTD	1	2305	3388
125	EVERSUN SPARKLE	1	262	78
126	FELICITA SHIPPING SERVICES PVT LTD	1	326	108
127	FINOLEX INDUSTRIES LTD.	1	204	144
128	FLAGSHIP MARINE INDIA PVT. LTD.	2	2483	2000
129	FOMENTO RESOURCES PVT. LTD	1	2148	0
130	FORESEE SHIP MGT. P. LTD.	1	37847	72400
131	FUGRO SURVEY (I) PVT. LTD.	1	494	509
132	GAJA MARINE PVT. LTD.	1	187	114
133	GAL OFFSHORE SHIPPING CO. LTD.	1	640	0
134	GARUDA CARRIERS & SHIPPING(P) LTD.	3	4593	7636
135	GATI LTD	1	3553	4811
136	GAUTAM FREIGHT LTD.	1	298	405
137	GENERAL MARINE SERVICES	1	252	0
138	GENESIS PETROCHEMICALS & LOGISTICS P. LTD	2	2627	1710
139	GEOLOGICAL SURVEY OF INDIA LTD.	3	2942	2005
140	GLOBAL CAMBAYMARINE SERVICE P.LTD.	2	678	292

(Contd...)

Table 3.9

Indian Shipping companies registered for Coastal trade (as on 31st December,2025)

SL No	Name of the Company	No of Vessels	Total GT	Total DWT
141	GLOBAL MARITIME SERVICES	1	1874	2709
142	GLOBAL OFFSHORE SERVICES LTD	1	1823	2204
143	GLORY SHIP MANAGEMENT PVT. LTD.	7	3635	1830
144	GOA COASTAL RESORTS & RECREATION PVT. LTD.	1	3546	320
145	GOA GULF CLUB PVT. LTD.	1	2394	0
146	GODREJ & BOYCE MFG. LTD.	1	22	4
147	GREAT OFFSHORE LTD.	10	10721	12471
148	GREAT SEA SHIPPING (P) LTD.	1	756	1000
149	GREAT SHIP (INDIA) LTD.	2	4983	2416
150	GREEN OCEAN SEAWAYS LTD.	2	608	132
151	GREENWICH SHIPPING	1	1484	2287
152	GUJARAT ADANI PORT	2	472	35
153	GUJARAT MARITIME BOARD LTD.	18	2753	194
154	HABIB JAHIRHUSSAIN BHAGAD, SALAYA	1	66	0
155	HAL OFFSHORE LTD	1	1085	832
156	HAUERS LINES LTD.	1	298	957
157	HEDE FERROMINAS(P) LTD.	2	1332	1686
158	HIND OFFSHORE	7	7660	7074
159	HOLLY OFFSHORE LOGISTICS	1	223	0
160	HOTEL LEELA VENTURE LTD	1	722	0
161	I MARINE INFRATECH (I) PVT. LTD.	2	228	180
162	IMPERIAL CLASSIC SHIPPING LTD.	1	1359	0
163	IN MACHINERIES & EQUIPMENTS P. LTD.	1	69	23
164	INDIAN ROADLINES	1	197	118
165	INDUS MARINE PVT. LTD	1	129	0
166	INLAND MARINE AND OFFSHORE COMPLEX PVT LTD	1	75	0
167	ISPAT INDUSTRIES LTD	1	1836	2780
168	ITT LINES PVT. LTD	1	1042	1207
169	ITT SHIPPING PVT. LTD.	4	5151	5672
170	J.D. LOGISTICS	1	79	0
171	JADWET TRADING COMPANY	1	40	0
172	JAISU SHIPPING CO. LTD.	10	18652	8758
173	JAWAHARLAL NEHRU PORT TRUST	7	1114	0
174	JAYDEEP ASSOCIATE PVT LTD GUJARAT	3	3930	4776
175	JAYESH SHIPPING PVT LTD.	2	552	696

(Contd...)

Table 3.9

Indian Shipping companies registered for Coastal trade (as on 31st December,2025)

SL No	Name of the Company	No of Vessels	Total GT	Total DWT
176	JINDAL ITF LTD.	13	17550	27300
177	JMD SHIPPING SERVICES	1	41	0
178	JS MARINE SERVICES PVT LTD, LUCKNOW	1	56	0
179	JSW JAIGARH PORT LTD.	4	6668	8854
180	JSW SHIPPING & LOGISTICS PVT. LTD.	12	70090	96480
181	K. RAGHU PATHI RAO (RAGHU)	1	65	0
182	K.B. SHIPPING CO.	1	108	162
183	K.C.MARITIME (I) LTD.	1	16102	27238
184	K.DESAI & COMPANY	1	181	0
185	K.G. OFFSHORE SERVICES PVT. LTD.	3	735	138
186	KANDLA PORT TRUST	10	1680	533
187	KAPSONS PROMOTERS PVT LTD	1	188	100
188	KB SHIPPING & COMPANY	2	1249	0
189	KEI-RSOS MARITIME LTD.	12	3879	1880
190	KHATTAR MARINE SERVICES P. LTD.	1	330	216
191	KHATTAR MARINE SERVICES PVT. LTD.	1	342	105
192	KHODIYAR TRADING	1	994	1274
193	KMEW OFFSHORE PVT. LTD.	1	113	15
194	KNK SHIP MANAGEMENT	5	2443	1140
195	KOLKATTA PORT TRUST	12	16329	11742
196	KONDO SYOKAI LEISURE INDIA PVT	1	21	6
197	KSINC	2	1395	1400
198	KSINC LTD.	1	1119	0
199	LAKSHADWEEP DEVELOPMENT CORPN. LTD.	2	964	387
200	LAKSHADWEEP HARBOUR WORKS	1	75	0
201	LEWEK ALTER SHIPPING	1	3601	0
202	LIBRAA SHIP MGT. P. LTD.	1	186	284
203	LILY MARITIME LTD.	1	1714	1378
204	M. GANGADHAR RAO	1	36	0
205	M. PALLONJI LOGISTICS PVT. LTD.	2	3911	4946
206	M. PALLONJI SHIPPING PVT. LTD.	1	1926	3150
207	M/ S SAVANNAH OFFSHORE LOGISTICS PVT. LTD	2	777	880
208	M/S ANTON ENGINEERING	1	932	0
209	MAHESH ENTER.& INFRA INDIA P. LTD.	1	18	0
210	MAHESH SHIPPING & TRAVELS P. LTD.	1	250	270

(Contd...)

Table 3.9**Indian Shipping companies registered for Coastal trade (as on 31st December,2025)**

SL No	Name of the Company	No of Vessels	Total GT	Total DWT
211	MAJESTIC MARINE CHARTERS PVT LTD GOA	2	2522	3773
212	MAK LOGISTICS PVT. LTD.	5	2863	2101
213	MARINE BLUE SHIPPING	1	708	0
214	MARINE INFRASTRUCTURE LTD.	1	2148	0
215	MARITIME NEXUS SHIPPING PVT LTD	1	2117	3034
216	MAT MARINE SERVICES P. LTD.	14	2613	1216
217	MAYA MARINE & LOGISTICS	1	113	0
218	MERCATOR LINES LTD.	5	29124	17114
219	MINISTRY OF EARTH SCIENCES	2	993	326
220	MODEST OFFSHORE SERVICES LTD.	1	66	0
221	MOHAMMED REFIQUE, A&N ISLANDS	1	342	0
222	MORMUGAO PORT TRUST	2	230	0
223	MR. BUDUR REDDY, MS.BUDUR VASUNDHARA,MS. BUDUR JAHNAVI	1	158	107
224	MR. JEETENDRA RAMAWADHI MISRA	1	431	0
225	MR. JEETENDRA RAMAWADHI MISRA & MR. KAMALAPRASAD	2	892	0
226	MR. PRABHAKAR NARAYAN SAWATN, PROPERIETOR OF MANDOVI DRYDOCKS	1	614	0
227	MRS. HEMA KUMAR, MR. TEJ SINGH RATHORE, MR. K.S. MAHESHWAR	1	197	0
228	MRS. ISHRAT JAHAN W/0 MR. RIAZ KHAN	1	140	15
229	MUMBAI PORT TRUST	3	126	0
230	MUNAF ABDULLA BHAYA, SALAYA	1	1510	0
231	MUNDRA PORT AND SPECIAL ECONOMIC ZONE LTD	1	671	210
232	MUSTAN TAHDERBHAI KHANBHAI	1	1310	1817
233	Mathew Meenathethil George	1	322	500
234	Mr. Bipin Kumar Singh, Mr. Dhruvin manish Shah, Mr. Anil Kumar, Mr. Jainil Rajesh Shah	1	91	0
235	N.M. ENTERPRISES	1	51	0
236	N.S. GUZDER & COMPANY LTD.	1	498	0
237	NATIONAL INSTITUTE OF OCEAN TECHNOLOGY	1	4862	0
238	NATIONAL INSTITUTE OF OCEANOGRAPHY	1	709	297
239	NATWAR PAREKH INDUSTRIES	1	956	1386
240	NAVAYUGA ENGINEERING CO. LTD	1	6520	8476
241	NAVYA SHIPPING SERVICES LTD	2	3580	5553
242	NETINCON LOGISTICS PVT. LTD	4	10557	14700
243	NEW ERA SHIPPING LTD. GOA	1	1593	2137

(Contd...)

Table 3.9

Indian Shipping companies registered for Coastal trade (as on 31st December,2025)

SL No	Name of the Company	No of Vessels	Total GT	Total DWT
244	NEW MANGALORE PORT TRUST	2	733	147
245	NIKHIL KUMAR DHALI	1	189	0
246	NSS SHIPPING PVT. LTD.	2	3385	5879
247	OCEAN SPARKLE LTD.	62	28335	11536
248	OCEANDEEP ENERGIES P.LTD.	1	3583	3878
249	OFF - TECH INC, KOLKATA	1	114	0
250	OIL & NATURAL GAS COMM. LTD.	16	56361	39837
251	ORINOCO SHIP MGT. P.LTD.	1	253	271
252	ORION AGENCIES LTD.	2	1261	1856
253	ORION MARITIME PVT. LTD.	2	598	533
254	ORION OFFSHORE SERVICES PVT LTD.	1	124	49
255	ORISSA STEVEDORES LTD.	2	691	711
256	Ozeevo Shipping IFSC Pvt Ltd	1	190	285
257	P. SURYA RAO	1	59	0
258	PADMANABHA SHIPPING P.LTD.	1	1592	2169
259	PARADIP PORT TRUST	1	284	691
260	PARKKOT MARITIME AGENCIES	2	2190	0
261	PILLONJI LOGISTICS LTD.	10	15716	56492
262	POLESTAR MARITIME LTD.	17	6289	3017
263	POOMPUHAR SHIPPING COPN. LTD.	2	55985	79975
264	POONAM SANTOSH DARNE	1	13	0
265	PRAGATI MARINE SERVICES PVT. LTD.	3	2683	3221
266	PRANIK SHIPPING & SERVICES LTD.	1	1874	2849
267	PRATIBHA SHIPPING LTD.	1	30565	28610
268	PREMIUM JET SERVICES P. LTD.	1	2100	2542
269	PRINCE MARINE TRANSPORT SERVICES	9	4632	1172
270	PRIYABLUE SHIPPING P. LTD.	3	6216	7200
271	PYDA VENKATA RAMA LALIT RANJIT, PYDA KRISHNA MOHAN	1	138	105
272	QK MARINE SERVICES PVT. LTD.	2	838	438
273	R. M. SHIPPING PVT. LTD.	8	223	20
274	RACON MARINE PVT LTD	2	376	383
275	RAJ SHIPPING AGENCIES LTD.	11	11964	13034
276	RAJMAHENDRI OIL FIELD SERVICES P LTD.	2	183	0
277	REACON ENGINEERS(INDIA) PVT. LTD.	3	845	2290
278	RELIANCE INDUSTRIES LTD.	26	17437	13021

(Contd...)

Table 3.9

Indian Shipping companies registered for Coastal trade (as on 31st December,2025)

SL No	Name of the Company	No of Vessels	Total GT	Total DWT
279	RESHAMSINGH & CO. PVT LTD.	1	154	0
280	RIPLEY OFFSHORE PVT. LTD.	1	191	102
281	RIPLEY SHIPPING INDIA IFSC P.LTD.	1	39966	76858
282	RISHI MANSUKHANI PORTS & INFRA P. LTD.	2	2071	2991
283	ROCK AND REEF DREDGING PVT. LTD.	1	172	75
284	RSMB GLOBAL EXIM LLP	1	757	0
285	RSOS - R.K.KATADI	1	55	31
286	RUDRA MARINE SERVICES	1	1255	0
287	S. SURYA RAO	1	159	0
288	S.K. ALISHA & HASEENA BEGUM	3	493	326
289	S.K.S. SHIP LTD.	2	24	0
290	S.R. OFFSHORE P. LTD.	1	156	0
291	S.S. OFFSHORE PVT. LTD.	2	3919	4744
292	SA SHIPPING LTD.	1	805	958
293	SADHAV SHIPPING LTD.	7	6447	6356
294	SAFE & SURE MARINE INT. PVT. LTD.	2	1931	3021
295	SAHARA INDIA TOURISM DEV. CORPN. LTD	1	35143	4514
296	SAHARA SHIPPING PVT. LTD	1	78	24
297	SAKTHI SHIPPING SERVICES (I) PVT. LTD.	1	1510	2164
298	SALGAOCAR MINING LTD.	1	255	283
299	SALGAONKAR ENGINEERS PVT. LTD.	1	12519	17529
300	SAMBHULINGAM MARINE SERVICES	1	317	0
301	SAMEER USMANGANI MIRANI	1	125	25
302	SAMRAT ASIA MARITIME LTD.	1	1874	2350
303	SAMSON MARITIME LTD.	5	3360	3236
304	SAMUDRIKA LOGISTICS PVT. LTD.	1	275	290
305	SAN MARINE	1	174	0
306	SANJAY KUMAR HARISH BHAI MANGI (PROPRIETOR)	1	374	147
307	SANMAR SHIPPING LTD.	1	43357	73980
308	SARAF CORPORATION INDIA PVT LTD	1	2937	1200
309	SARAT CHATTERJEE & CO. (V) P. LTD	3	5795	10302
310	SAURASHTRA FUELS PVT. LTD.	2	3672	5560
311	SCUBA LOVING DIVE & TRAVEL PVT. LTD.	1	16	0
312	SDS OFFSHORE PVT. LTD	2	212	34
313	SEA LIFE SHIPPING COMPANY	1	177	0

(Contd...)

Table 3.9

Indian Shipping companies registered for Coastal trade (as on 31st December,2025)

SL No	Name of the Company	No of Vessels	Total GT	Total DWT
314	SEA RIDES SHIP MANAGEMENT	1	1011	1142
315	SEA SPARKLE HARBOUR SERVICES LTD	1	471	187
316	SEABIRD MARINE SERVICES	1	586	1255
317	SEABON DNV MARINE P. LTD.	1	72	16
318	SEAGULL DREDGING PVT. LTD. MUMBAI	1	71	0
319	SEALAND SHIPPING & EXPORTS PVT.LTD.	1	2233	3881
320	SEALINK ADVENTURES INDIA P. LTD.	2	798	757
321	SEALION SPARKLE MARITIME SERVI	2	136	14
322	SEALION SPARKLE PORT & TERMINAL SERVICE	3	1240	604
323	SEASHORES INFRA LOGISTICS	1	269	115
324	SEASPAN SHIPPING LTD.	1	643	139
325	SEATRANS SHIPPING CORPN. LTD.	1	42	0
326	SEGAL SHIPPING SERVICES P.LTD.	2	3717	2655
327	SEROS SHIPPING P. LTD.	5	2456	1557
328	SERVA SHANTI PROPERTIES P.LT.D	1	293	130
329	SESA SHIPPING(P) LTD.	1	121	0
330	SETHUSAMUDRAM CORP.TD. CHENNAI	10	263	0
331	SETRANS SHIPPING LTD.	1	249	184
332	SHAHI SHIPPING LTD.	1	121	0
333	SHANTI SAGAR INTERNATIONAL DREDGING P LTD	5	12873	17074
334	SHANTI SHIPPING CO.(P) LTD	1	760	830
335	SHINY SHIPPING & LOGISTICS PVT.	3	3220	4242
336	SHIPPING CORPN. OF INDIA	9	247140	448370
337	SHIV SHIPPING SERVICES	1	1583	2000
338	SHIV VANI OIL & GAS EXPLORATION	1	174	46
339	SHIVA MARKETING LTD.	1	157	0
340	SHIVANSH OFFSHORE AND MARINE SERVICES PVT. LTD.	3	5340	3740
341	SHM SHIPCARE	3	574	403
342	SHOFT INDUSTRIES PVT. LTD.	1	347	180
343	SHREE KRISHNA STEVEDON PVT. LTD.	4	6092	8824
344	SHREE LAXMI ENTERPRISES	1	290	125
345	SHREE SAGAR STEVEDORE	5	6893	3302
346	SHREEJI SHIPPING	1	191	0
347	SHREEJI SHIPPING SERVICES (INDIA) LTD.	8	8846	12834
348	SHRI ANIL V MADGAVKAR	1	28	0

(Contd...)

Table 3.9**Indian Shipping companies registered for Coastal trade (as on 31st December,2025)**

SL No	Name of the Company	No of Vessels	Total GT	Total DWT
349	SHRI ARVIND SHAH P/O AECADIA	1	69	0
350	SHRI BERI RAMAKRISHNA, SHRI PENMETS NAVEEN KUMAR, SOMA SUNDARA RAO MATU, RAVI KUMAR VANUMU	1	88	67
351	SHRI DWARAMPUDI TIRAPAYYAREDDY	1	91	55
352	SHRI JEETENDRA RAMAWADH MISRA & KAMALAPRASAD RAMAWADH MISRA	1	437	142
353	SHRI KATADI JANAKIRAM	1	160	0
354	SHRI MAHENDRASINH KIRITSINH GOHIL	1	303	246
355	SHRI MANKESHWAR MECHANICAL SERVICES	1	62	0
356	SHRI RASHED AHMED MUJAWAR PROPRIETOR	1	1398	2213
357	SHRI SHEIK AHMED & SK HASEENA BEGUM	3	1350	1350
358	SHRI SHEIK AHMED ALISHA & HASEENA BEGUM	3	1425	548
359	SHRI VIJAY KANTILAL SANGHVI	1	107	0
360	SICAL LOGISTICS LTD.	1	7594	10500
361	SIMCEMENT PVT. LTD.	3	4440	6835
362	SIMPSON OFFSHORE SERVICES LLP	1	195	229
363	SINDHU MARINE	4	918	116
364	SOMNATH MARINE SERVICES	1	225	145
365	SOUTH EAST ASIA MARINE ENGG. & CONST. LTD.	2	8654	4134
366	SPARKLE PORT SERVICES LTD.	3	1429	0
367	SPARKLE TERMINAL & TOWAGE SER. LTD.	4	1976	1187
368	SRI GANESH DURGA MARINE SERVICES	1	75	0
369	SRI V. JESWARYAMBICA BARGE SUPPLIERS	1	78	0
370	SRI VARI LOGISTICS (I) LTD.	2	1310	0
371	SSR MARINE SERVICES PVT. LTD.	3	4119	5956
372	STAR MARINE SERVICES	1	50	0
373	STAR SHIPPING LTD.	1	187	239
374	STATE POLLUTION BOARD	1	63	0
375	SUMER VARMA, PRASHANTH PRAKASH	2	32	0
376	SUN MARINE	1	1310	1758
377	SUNRISE MARINE SERVICES	3	525	469
378	SUPER TUG OFFSHORE SERVICES PVT LTD.	2	509	573
379	SUPER TUG OFFSHORE SERVICES PVT. LTD.	1	356	0
380	SVITZER HAZIRA P. LTD.	1	906	250
381	SVITZER WIJAMNLLER HAZIRA PVT LTD.	1	451	0
382	SVS MARINE SERVICES (P) LTD.	2	2830	3000

(Contd...)

Table 3.9

Indian Shipping companies registered for Coastal trade (as on 31st December,2025)

SL No	Name of the Company	No of Vessels	Total GT	Total DWT
383	SVUL PROJECT LTD	2	226	0
384	SYNERGY OFFSHORE SERVICES	1	189	125
385	SYNNOTECH INFRA PVT. LTD.	1	999	1059
386	Shri Ashok Kumar H Lal & Shri Jithendra H Lal	1	208	133
387	TAC SEAWAYS LLP	1	67	0
388	TAG OFFSHORE LTD.	5	10014	8263
389	TAG SEA LOGISTICS LTD	3	3939	4952
390	TARUN SHIPPING & INDUSTRIES LTD.	2	1978	2172
391	TCI SEAWAYS LTD.	2	9021	12682
392	TEBMA TEAM LTD.	1	151	0
393	THE CHAIRMAN, V.O.C PT,TUTICORIN	1	48	0
394	THE PRESIDENT OF INDIA	1	2477	1500
395	THE PRESIDENT OF INDIA, UT OF LAKSHADWEEP	5	1152	72
396	TIRUPATI VESSEL P. LTD.	5	8456	10490
397	TM HARBOUR SERVICES PVT. LTD.	2	934	0
398	TRANSCOASTAL CARGO & SHIPPING	1	6182	7738
399	TRANSPORT CORPN. OF INDIA.	1	300	710
400	TRANSTAR MARINE & OFFSHORE SERVICES	1	1078	0
401	TREASURE HARVEST SHIPPING PVT. LTD.	2	79269	151820
402	TRITON MARITIME PVT. LTD.	1	476	0
403	TRITON OVERWATER TPT. AGENCY LTD.	2	70	0
404	TULSHYAN SHIPPING & OFFSHORE P. LTD	1	2095	2374
405	TUTICORIN PORT TRUST	3	850	0
406	U. T. OF LAKSHADWEEP	1	179	0
407	ULTRA DIMENSIONS PVT LTD	1	1316	0
408	UNION OF INDIA (MOST)	1	1552	370
409	UNIQUE STAR MARITIME P. LTD.	1	462	0
410	UNITED OCEAN MARINE SYSTEM	2	325	69
411	UNITED SHIPPERS LTD.	3	5164	3529
412	UNITED SHIPPING LTD.	1	1063	1750
413	URJA SHIPS P.LTD.	1	2267	1700
414	UTL, KAVARTHI	1	5939	0
415	V.S. MARINE SERVICE	1	165	125
416	VAMSEE SHIPPING CARRIER PVT. LTD	1	652	0
417	VAN OORD INDIA PVT. LTD.	1	1196	0

(Contd...)

Table 3.9**Indian Shipping companies registered for Coastal trade (as on 31st December,2025)**

SL No	Name of the Company	No of Vessels	Total GT	Total DWT
418	VEDANT SHIP MGMT	4	1458	612
419	VIKRAM SHIPPING LTD.	2	482	98
420	VINAYAK MARINE SERVICES PVT LTD.	5	782	374
421	VINAYAK OFFSHORE PROJECTS PVT LTD	1	154	93
422	VINDHYA VASHINI MARINE SERVICES PVT. LTD.	2	310	90
423	VISAKHAPATNAM PORT TRUST	14	6035	0
424	VISHWA SAMUDRA ENGINEERING PVT LTD, HYDERABAD	1	58	0
425	VNS OFF-SHORE SERVICES CO. LTD.	1	132	192
426	VSSR SHIPPING CO	1	191	0
427	WATERWAYS SHIPYARD PVT LTD.	2	3507	3862
428	WELSPUN MAXSTEEL LTD.	1	1693	2950
429	WHITE SAND, HOWRAH	1	25	0
430	YAR SHIPPING & CATERING PVT. LTD.	1	307	0
431	YASH DEVELOPERS	1	217	101
432	YOGAYATAN SHIPPING & LOGISTICS P. LTD.	1	1874	2550
433	YOGI SEAWAYS PVT. LTD	1	690	844
434	YOJAKA (INDIA) PVT. LTD.	2	77	0
435	knowledge marine and engineering works	1	122	32
Total		1089	1699617	1988541

Table 3.10

Net Addition to Coastal Fleet(during the Year2025)

Shipping Company/Shipowner	Ship Acquired			Ship Sold/Scrapped			Net Addition	
	No	GT	Type	No	GT	Type	No	GT
ABS MARINE SERVICES PVT. LTD.	1	55	TANP	0	0		1	55
ADANI BUNKERING PVT LTD	1	2095	SV	0	0		1	2095
AMIT FISSION SERVICES & SOLUTIONS	0	0		1	178	TUG	-1	-178
APCO INFRATECH P. LTD.	1	133	TUG	0	0		1	133
	1	132	TUG	0	0		1	132
AVATAR PETROCHEMICALS PVT LTD	1	202	TANP	0	0		1	202
BAPUS SHIPPING JAMNAGAR PVT. LTD.	1	1120	OFF	0	0		1	1120
CAN OFF-SHORE PVT. LTD.	1	292	TUG	0	0		1	292
CHOWGULE LAVGAN SHIPREPAIR PVT LTD	1	426	TUG	0	0		1	426
	1	426	TUG	0	0		1	426
EASTERN NAVIGATION PVT. LTD.	1	104	TUG	0	0		1	104
	1	68	SV	0	0		1	68
ESSAR LOGISTICS LTD.	0	0		1	326	TUG	-1	-326
	0	0		1	293	TUG	-1	-293
	0	0		1	293	TUG	-1	-293
FIRST OIL & GAS SERVICES P. LTD	0	0		1	2568	OFF	-1	-2568
GLOBAL CAMBAYMARINE SERVICE P.LTD.	1	476	TUG	0	0		1	476
GLOBAL OFFSHORE SERVICES LTD	1	1823	TUG	0	0		1	1823
HIND OFFSHORE	1	1966	7	0	0		1	1966
JAYDEEP ASSOCIATE PVT LTD GUJARAT	1	1311	GCS	0	0		1	1311
	1	1313	BARG	0	0		1	1313
	1	1306	GCS	0	0		1	1306
K.B. SHIPPING CO.	1	108	TUG	0	0		1	108
LILY MARITIME LTD.	0	0		1	2411	OSS	-1	-2411
M/ S SAVANNAH OFFSHORE LOGISTICS PVT. LTD	1	411	TANP	0	0		1	411
	1	366	TUG	0	0		1	366
MAJESTIC MARINE CHARTERS PVT LTD GOA	1	1052	TANP	0	0		1	1052
	1	1470	BARG	0	0		1	1470
MARITIME NEXUS SHIPPING PVT LTD	1	2117	TANP	0	0		1	2117
MAT MARINE SERVICES P. LTD.	1	220	TUG	0	0		1	220
MAYA MARINE & LOGISTICS	0	0		1	195	PGER	-1	-195
OCEAN SPARKLE LTD.	1	498	TUG	0	0		1	498
OIL & NATURAL GAS COMM. LTD.	1	200	UTV	0	0		1	200
ORISSA STEVEDORES LTD.	1	376	TUG	0	0		1	376

(Contd...)

Table 3.10

Net Addition to Coastal Fleet(during the Year2025)

Shipping Company/Shipowner	Ship Acquired			Ship Sold/Scrapped			Net Addition	
	No	GT	Type	No	GT	Type	No	GT
Ozeevo Shipping IFSC Pvt Ltd	1	190	TUG	0	0		1	190
PARADIGM MARINE & TECHNICAL SERVICES PVT. LTD.	0	0		1	199	TUG	-1	-199
RACON MARINE PVT LTD	1	188	TUG	0	0		1	188
RAJ SHIPPING AGENCIES LTD.	1	1815	OSS	0	0		1	1815
RELIANCE INDUSTRIES LTD.	0	0		1	150	TUG	-1	-150
	1	250	TUG	0	0		1	250
	0	0		1	150	TUG	-1	-150
SARAF CORPORATION INDIA PVT LTD	1	2937	OSS	0	0		1	2937
SEALINK ADVENTURES INDIA P. LTD.	1	480	PHSC	0	0		1	480
SHM SHIPCARE	1	169	CREW	0	0		1	169
	1	332	PHSC	0	0		1	332
SHREE SAGAR STEVEDORE	1	1380	GCS	0	0		1	1380
SHREEJI SHIPPING SERVICES (INDIA) LTD.	1	1465	SV	0	0		1	1465
	1	1465	SV	0	0		1	1465
	1	1305	SV	0	0		1	1305
	1	1465	SV	0	0		1	1465
SHRI SHEIK AHMED & SK HASEENA BEGUM	1	366	TUG	0	0		1	366
SHRI SHEIK AHMED ALISHA & HASEENA BEGUM	1	365	TUG	0	0		1	365
VINAYAK MARINE SERVICES PVT LTD.	1	166	PHSC	0	0		1	166
Total	43	34404		10	6763		33	27641

Table 3.11
Bunker Fuel Prices at Indian Ports for Vessels Plying on Coastal Ports
- Furnance Oil (F.O.) ,Light Diesel Oil (L.D.O) & Marine Fuel 0.5%(As on 31st March)

		(Rs. per MT)						
Name of the Port		2019	2020 *	2021	2022	2023	2024	2025
1. Mumbai	F.O.	34894.43	21649.58	34601.15	67068.46	45663.63	54029.29	46056.50
	L.D.O.					
2. Kolkata	F.O.	37383.00						
	L.D.O.	51504.86						
3. Kochi	F.O.	36118.10	21649.58	34601.15	67068.46	45663.63	54229.29	46056.50
	L.D.O.					
4. Haldia	F.O.	37291.33	22029.08	35966.65	69552.61	48482.05	57048.19	47688.25
	L.D.O.					
5. Chennai	F.O.	38498.48	22029.08	35966.65	69152.61	48080.95	57048.19	48888.25
	L.D.O.							
6. Mangalore	F.O.	36353.57	21769.51	35717.38	68281.40	46772.64	54723.12	47234.22
	L.D.O.	...						
7. Goa	F.O.	...						
	L.D.O.	...						
8. Okha	F.O.					
	L.D.O.					
9. Tuticorin	F.O.		69168.46	47667.45	56629.29	48056.50
	L.D.O.					
10. Vizag	F.O.	35871.04	22029.08	35966.65	67152.61	47079.46	56048.19	48288.25
	L.D.O.							
11. Karwar	F.O.				---	
	L.D.O.					
12. Paradip	F.O.	22029.08	35966.65	48080.95	57048.19	49288.25
	L.D.O.					
13. Port Blair	F.O.				---	
	L.D.O.					
14. Rajkot	F.O.					
	L.D.O.					
15. Kandla	F.O.	35770.25			66668.46	45263.36	53729.29	45156.50
	L.D.O.	...						
16. Mormugao	F.O.		67068.46	45663.63	54029.29	46056.50
	L.D.O.					
17. Kakinada	F.O.		67552.61	47480.55	56048.19	47088.25
	L.D.O.					

Note: Marine Fuel 0.5% rates are exclusive of delivery charges, and GST.

* : FO & LDO prices prior to the year 2020. Marine Fuel 0.5% has been implemented w.e.f 01/01/2020 as per IMO directives. Reference : D.G.Shipping circular no. ENC/OPP-MARPOL -38(5)/04 dated 28/08/2019

Source : Indian Oil Corporation Ltd.

Table 3.12
Bunker Fuel Prices at Indian Ports for Vessels Plying on Coastal Ports
- High Flash High Speed Diesel (As on 31st March)

Name of the Port	(Rs. per MT)						
	2019	2020*	2021	2022	2023	2024	2025
1. Mumbai	64983.26	58418.40	82748.11	115992.21	75774.30	71159.36	71210.55
2. Kolkata	68358.33
3. Kochi	64896.57	58470.40	82734.11	115992.22	75774.30	71159.36	71210.55
4. Haldia	68035.02	61223.16	86654.53	121102.55	79261.52	77852.95	76302.10
5. Chennai	82082.30	58463.14	82714.75	115982.54	75777.93	73159.36	73210.55
6. Mangalore	488794.64	58631.37	82886.18	116105.22	75835.30	71720.36	71771.54
7. Goa	66660.91
8. Mormugao	...	58651.91	84429.61	118173.71	75955.80	73340.86	73392.05
9. Tuticorin	117044.79	76843.82	73225.25	73276.43
10. Vizag	64912.90	58521.22	82734.11	115992.22	75774.30	71159.36	71210.55
11. Karwar	...	60457.27	84721.75	117946.90	77758.02	74143.08	74194.27
12. Paradip	...	58470.41	83748.11	116992.22	75774.30	72659.36	72710.55
13. Port Blair	...	60278.84	87713.84	121957.95	77800.53	77185.59	77236.78
14. Kakinada	...	61236.01	85571.10	118817.05	78486.64	73871.70	71502.88
15. Kandla	65092.12	116193.20	75955.80	71840.86	71892.05

* : FO & LDO prices prior to the year 2020. Marine Fuel 0.5% has been implemented w.e.f 01/01/2020 as per IMO directives. Reference : D.G. Shipping circular no. ENC/OPP-MARPOL -38(5)/04 dated 28/08/2019

Note: Exclusive of excise duties, delivery charges and VAT

Source : Indian Oil Corporation Ltd.

SECTION - 4

SHIPPING CORPORATION OF INDIA

Table 4.1
Trend of Fleet Owned by SCI (as on 31st December)

(' 000 GT)

Year	Coastal		Overseas		Total	
	No. of Vessels	GT	No. of Vessels	GT	No. of Vessels	GT
1995	19	129	104	3097	123	3226
1996	19	129	102	2994	121	3123
1997	18	118	99	2895	117	3013
1998	17	107	101	2945	118	3052
1999	16	103	101	2953	117	3056
2000	14	78	94	2724	108	2802
2001	14	78	83	2586	97	2664
2002	14	75	76	2470	90	2545
2003	14	75	75	2650	89	2725
2004	14	75	70	2503	84	2578
2005	14	75	70	2761	84	2836
2006	14	75	67	2688	81	2763
2007	14	75	65	2655	79	2730
2008	14	75	68	2905	82	2980
2009	14	75	69	3081	83	3156
2010	14	75	80	3577	94	3652
2011	16	80	88	3921	104	4001
2012	18	84	68	3311	86	3395
2013	15	100	70	3359	85	3459

Table 4.1 (Contd...)
Trend of Fleet Owned by SCI (as on 31st December)

(' 000 GT)

Year	Coastal		Overseas		Total	
	No. of Vessels	GT	No. of Vessels	GT	No. of Vessels	GT
2014	12	97	65	3218	77	3315
2015	12	261	62	3065	74	3326
2016	12	261	61	3037	73	3298
2017	12	261	63	3103	75	3364
2018	11	250	59	2956	70	3206
2019	9	247	59	2956	68	3203
2020	9	247	57	2848	66	3095
2021	9	247	57	2848	66	3095
2022	9	247	57	2848	66	3095
2023	9	247	55	2746	64	2993
2024	9	247	54	2724	63	2971
2025	9	247	54	2774	63	3021

Source : D.G. Shipping, M/o Ports, Shipping & Waterways

Table 4.2
Trend of Fleet owned by SCI-By Type of Vessels (as on 31st December)

Type of Vessels	Item	('000 GT/'000 DWT)							
		2018	2019	2020	2021	2022	2023	2024	2025
1. AHTS	No.	1	1	1	1	1	1	1	1
	GT	2	2	2	2	2	2	2	2
	DWT	2	2	2	2	2	2	2	2
2. Barge #	No.	2	2	2	1	1	1	1	1
	GT	47	47	47	45	45	45	45	45
	DWT	82	82	82	82	82	82	82	82
3. Dry Cargo Liner*	No.	6	6	6	6	6	6	6	4
	GT	138	138	138	138	138	138	138	94
	DWT	180	180	180	180	180	180	180	122
4. Dry Cargo Bulk Carrier	No.	13	13	13	14	14	14	14	14
	GT	486	486	486	531	531	531	531	531
	DWT	632	632	632	714	714	714	714	714
5. Oil Tanker @	No.	35	35	34	34	34	32	31	33
	GT	2439	2439	2359	2359	2359	2257	2234	2329
	DWT	4330	4330	4182	4182	4182	4002	3969	4078
6. Ore/Oil Bulk Carrier	No.	1	1	0	0	0	0	0	0
	GT	28	28	0	0	0	0	0	0
	DWT	46	46	0	0	0	0	0	0
7. Passenger-cum-Cargo Vessel+	No.	1	0	0	0	0	0	0	0
	GT	1	0	0	0	0	0	0	0
	DWT	0	0	0	0	0	0	0	0
8. Off - shore supply Vessel	No.	4	3	3	4	4	4	4	4
	GT	8	6	6	7	7	7	8	8
	DWT	10	8	8	7	7	7	7	7
9. TUG	No.	7	7	7	6	6	6	6	6
	GT	57	57	57	13	13	13	13	13
	DWT	92	92	92	11	11	11	11	11
Total	No.	70	68	66	66	66	64	63	63
	GT	3206	3203	3095	3095	3095	2993	2971	3021
	DWT	5374	5372	5178	5178	5178	4998	4965	5016

Source : D.G. Shipping, M/o Ports, Shipping & Waterways

* Includes Cellular Container Vessels & Supply Vessels.

@ Includes Acid, Gas Carriers, LPG and Oil Tankers (Crude & PC).

+ Includes Passenger Vessels.

Includes BC.

Table 4.3
Trend of Overseas Fleet owned by SCI - By Type of Vessels (As on 31st December)

<i>Type of Vessels</i>	('000 GT/'000 DWT)							
	2018	2019	2020	2021	2022	2023	2024	2025
1. A.H.TS.								
No.	1	1	1	1	1	1	1	1
GT	2	2	2	2	2	2	2	2
DWT	2	2	2	2	2	2	2	2
2. Dry Cargo Liner *								
No.	4	4	4	4	4	4	4	4
GT	94	94	94	94	94	94	94	94
DWT	123	123	123	123	123	123	123	123
3. Cellular Container								
No.	2	2	2	2	2	2	2	2
GT	44	44	44	44	44	44	44	44
DWT	58	58	58	58	58	58	58	58
4. Dry Cargo Bulk Carrier								
No.	13	13	13	13	14	14	14	14
GT	486	486	486	486	531	531	531	531
DWT	632	632	632	632	714	714	714	714
5 Oil Tanker @								
No.	33	33	32	32	32	30	29	29
GT	2248	2248	2168	2168	2168	2066	2044	2094
DWT	3972	3972	3824	3824	3824	3644	3611	3662
6. Ore/Oil Bulk Carrier								
No.	1	1	0	0	0	0	0	0
GT	28	28	0	0	0	0	0	0
DWT	46	46	0	0	0	0	0	0
7. Off-shore supply vessel								
No.	1	1	1	1	0	0	0	0
GT	3	3	3	3	0	0	0	0
DWT	3	3	3	3	0	0	0	0
8. TUG								
No.	4	4	4	4	4	4	4	4
GT	51	51	51	51	9	9	9	9
DWT	87	87	87	87	8	8	8	8
Total								
NO.	59	59	57	57	57	55	54	54
GT	2956	2956	2848	2848	2848	2746	2724	2774
DWT	4923	4923	4729	4729	4729	4549	4516	4567

Source : D.G. Shipping, M/o Ports, Shipping & Waterways

@ Includes Acid , LPG and Gas carriers.

* Includes Supply Vessels

Table 4.4
Trend of Coastal Fleet owned by SCI - By Type of Vessels (As on 31st December)

<i>Type of Vessels</i>	('000 GT/'000 DWT)							
	2018	2019	2020	2021	2022	2023	2024	2025
1.Barge #								
No.	2	2	2	1	1	1	1	1
GT	47	47	47	45	45	45	45	45
DWT	82	82	82	82	82	82	82	82
2.Oil Tanker								
No.	2	2	2	2	2	2	2	2
GT	191	190	190	190	190	190	190	190
DWT	358	358	358	358	358	358	358	358
3. Passenger-cum-Cargo Vessel								
No.	1	0	0	0	0	0	0	0
GT	1	0	0	0	0	0	0	0
DWT	0	0	0	0	0	0	0	0
4.Off - shore supply Vessel								
No.	3	2	2	4	4	4	4	4
GT	5	4	4	9	9	9	9	9
DWT	7	5	5	8	8	8	8	8
5. TUG								
No.	3	3	3	2	2	2	2	2
GT	6	6	6	3	3	3	3	3
DWT	4	4	4	1	1	1	1	1
Total								
No.	11	9	9	9	9	9	9	9
GT	250	247	247	247	247	247	247	247
DWT	451	449	449	449	449	449	449	449

Source : D.G. Shipping, M/o Ports, Shipping & Waterways

Includes B.C.

Table 4.5

Total Fleet Owned by SCI-By Type and Size of Vessels (as on 31st December,2025)

Type/Size	Below 999	1000-4999	5000-9999	10000-19999	20000-34999	35000-49999	50000-84999	85000 above	Total
AHTS									
NO	0	1	0	0	0	0	0	0	1
GT	0	2067	0	0	0	0	0	0	2067
BC									
NO	0	0	0	0	0	1	0	0	1
GT	0	0	0	0	0	44861	0	0	44861
DRY CARGO BULK CARRIER									
NO	0	0	0	0	8	6	0	0	14
GT	0	0	0	0	265159	265759	0	0	530918
DRY CARGO LINER									
NO	0	0	0	0	0	2	0	0	2
GT	0	0	0	0	0	87358	0	0	87358
GAS CARRIER									
NO	0	0	0	0	0	3	0	0	3
GT	0	0	0	0	0	140622	0	0	140622
OFFSHORE SUPPLY VESSEL									
NO	0	4	0	0	0	0	0	0	4
GT	0	7841	0	0	0	0	0	0	7841
OIL TANKER (CRUDE)									
NO	0	0	0	0	4	6	11	3	24
GT	0	0	0	0	114723	257070	729104	488933	1589830
OIL TANKER (PC)									

(Contd...)

Table 4.5

Total Fleet Owned by SCI-By Type and Size of Vessels (as on 31st December,2025)

Type/Size	Below 999	1000- 4999	5000- 9999	10000- 19999	20000- 34999	35000- 49999	50000- 84999	85000 above	Total
NO	0	0	0	0	0	0	4	2	6
GT	0	0	0	0	0	0	274525	323618	598143
SUPPLY VESSEL									
NO	0	2	0	0	0	0	0	0	2
GT	0	6922	0	0	0	0	0	0	6922
TUG									
NO	0	6	0	0	0	0	0	0	6
GT	0	12885	0	0	0	0	0	0	12885
TOTAL									
NO	0	13	0	0	12	18	15	5	63
GRT	0	29715	0	0	379882	795670	1003629	812551	3021447

Table 4.6

Overseas Fleet Owned by SCI Type and Size of Vessels (as on 31st December,2025)

Type/Size	Below 999	1000- 4999	5000- 9999	10000- 19999	20000- 34999	35000- 49999	50000- 84999	85000 above	Total
AHTS									
NO	0	1	0	0	0	0	0	0	1
GT	0	2067	0	0	0	0	0	0	2067
DRY CARGO BULK CARRIER									
NO	0	0	0	0	8	6	0	0	14
GT	0	0	0	0	265159	265759	0	0	530918
DRY CARGO LINER									
NO	0	0	0	0	0	2	0	0	2
GT	0	0	0	0	0	87358	0	0	87358
GAS CARRIER									
NO	0	0	0	0	0	3	0	0	3
GT	0	0	0	0	0	140622	0	0	140622
OIL TANKER (CRUDE)									
NO	0	0	0	0	3	6	11	2	22
GT	0	0	0	0	89683	257070	729104	323614	1399471
OIL TANKER (PC)									
NO	0	0	0	0	0	0	4	2	6
GT	0	0	0	0	0	0	274525	323618	598143
SUPPLY VESSEL									
NO	0	2	0	0	0	0	0	0	2
GT	0	6922	0	0	0	0	0	0	6922
TUG									
NO	0	4	0	0	0	0	0	0	4
GT	0	8806	0	0	0	0	0	0	8806
TOTAL									
NO	0	7	0	0	11	17	15	4	54
GRT	0	17795	0	0	354842	750809	1003629	647232	2774307

Table 4.7

Coastal Fleet Owned by SCI- By Type and Size of Vessels (as on 31st December,2025)

Type/Size	Below 999	1000- 4999	5000- 9999	10000- 19999	20000- 34999	35000 above	Total
BC							
NO	0	0	0	0	0	1	1
GT	0	0	0	0	0	44861	44861
OFFSHORE SUPPLY VESSEL							
NO	0	4	0	0	0	0	4
GT	0	7841	0	0	0	0	7841
OIL TANKER (CRUDE)							
NO	0	0	0	0	1	1	2
GT	0	0	0	0	25040	165319	190359
TUG							
NO	0	2	0	0	0	0	2
GT	0	4079	0	0	0	0	4079
TOTAL							
NO	0	6	0	0	1	2	9
GRT	0	11920	0	0	25040	210180	247140

Table 4.8

Total Fleet Owned By SCI-By Type and Age of Vessels (as on 31st December,2025)

Type/Age	Upto 5 Yrs.	6-10 Yrs	11-15 Yrs	16-20 Yrs	Above 20 Yrs	Total
AHTS						
NO	0	0	1	0	0	1
GT	0	0	2067	0	0	2067
BC						
NO	0	0	1	0	0	1
GT	0	0	44861	0	0	44861
DRY CARGO BULK CARRIER						
NO	0	0	14	0	0	14
GT	0	0	530918	0	0	530918
DRY CARGO LINER						
NO	0	0	0	2	0	2
GT	0	0	0	87358	0	87358
GAS CARRIER						
NO	0	0	0	2	1	3
GT	0	0	0	94116	46506	140622
OFFSHORE SUPPLY VESSEL						
NO	0	0	3	0	1	4
GT	0	0	6531	0	1310	7841
OIL TANKER (CRUDE)						
NO	0	1	10	4	9	24
GT	0	165319	453864	434543	536104	1589830
OIL TANKER (PC)						
NO	0	0	4	2	0	6
GT	0	0	274525	323618	0	598143
SUPPLY VESSEL						
NO	0	1	1	0	0	2
GT	0	3616	3306	0	0	6922

(Contd...)

Table 4.8

Total Fleet Owned By SCI-By Type and Age of Vessels (as on 31st December,2025)

Type/Age	Upto 5 Yrs.	6-10 Yrs	11-15 Yrs	16-20 Yrs	Above 20 Yrs	Total
TUG						
NO	0	0	6	0	0	6
GT	0	0	12885	0	0	12885
TOTAL						
NO	0	2	40	10	11	63
GRT	0	168935	1328957	939635	583920	3021447

Table 4.9

Overseas Fleet Owned By SCI-By Type and Age of Vessels (as on 31st December,2025)

Type/Age	Upto 5 Yrs.	6-10 Yrs	11-15 Yrs	16-20 Yrs	Above 20 Yrs	Total
AHTS						
NO	0	0	1	0	0	1
GT	0	0	2067	0	0	2067
DRY CARGO BULK CARRIER						
NO	0	0	14	0	0	14
GT	0	0	530918	0	0	530918
DRY CARGO LINER						
NO	0	0	0	2	0	2
GT	0	0	0	87358	0	87358
GAS CARRIER						
NO	0	0	0	2	1	3
GT	0	0	0	94116	46506	140622
OIL TANKER (CRUDE)						
NO	0	0	10	4	8	22
GT	0	0	453864	434543	511064	1399471
OIL TANKER (PC)						
NO	0	0	4	2	0	6
GT	0	0	274525	323618	0	598143
SUPPLY VESSEL						
NO	0	1	1	0	0	2
GT	0	3616	3306	0	0	6922
TUG						
NO	0	0	4	0	0	4
GT	0	0	8806	0	0	8806
TOTAL						
NO	0	1	34	10	9	54
GRT	0	3616	1273486	939635	557570	2774307

Table 4.10**Coastal Fleet Owned By SCI-By Type and Age of Vessels (as on 31st December,2025)**

Type/Age	Upto 5 Yrs.	6-10 Yrs	11-15 Yrs	16-20 Yrs	Above 20 Yrs	Total
BC						
NO	0	0	1	0	0	1
GT	0	0	44861	0	0	44861
OFFSHORE SUPPLY VESSEL						
NO	0	0	3	0	1	4
GT	0	0	6531	0	1310	7841
OIL TANKER (CRUDE)						
NO	0	1	0	0	1	2
GT	0	165319	0	0	25040	190359
TUG						
NO	0	0	2	0	0	2
GT	0	0	4079	0	0	4079
TOTAL						
NO	0	1	6	0	2	9
GRT	0	165319	55471	0	26350	247140

Table 4.11
Total Fleet Owned By SCI - By Age and Size Vessels (as on 31st December, 2025)

Age/Size	Below 999	1000- 4999	5000- 9999	10000- 19999	20000- 34999	35000- 49999	50000- 84999	85000 above	Total
Upto 5 Yrs.									
NO	0	0	0	0	0	0	0	0	0
GRT	0	0	0	0	0	0	0	0	0
6 to 10 Yrs.									
NO	0	1	0	0	0	0	0	0	1
GRT	0	3616	0	0	0	0	0	0	165319
11 to 15 Yrs.									
NO	0	11	0	0	11	12	7	0	41
GRT	0	24789	0	0	354842	524845	454326	0	1358802
16 to 20 Yrs.									
NO	0	0	0	0	0	4	1	4	9
GRT	0	0	0	0	0	181474	81084	647232	909790
Above 20 Yrs.									
NO	0	1	0	0	1	2	7	0	11
GRT	0	1310	0	0	25040	89351	468219	0	583920
Total									
NO	0	13	0	0	12	18	15	5	63
GRT	0	29715	0	0	379882	795670	1003629	812551	3021447

Source: D.G. Shipping, M/o Ports, Shipping and Waterways

Table 4.12
Overseas Fleet Owned by SCI-By Age and Size Vessels (as on 31st December,2024)

Age/Size	Below 999	1000- 4999	5000- 9999	10000- 19999	20000- 34999	35000- 49999	50000- 84999	85000 above	Total
Upto 5 Yrs.									
NO	0	0	0	0	0	0	0	0	0
GT	0	0	0	0	0	0	0	0	0
6 to 10 Yrs.									
NO	0	1	0	0	0	0	0	0	1
GT	0	3616	0	0	0	0	0	0	3616
11 to 15 Yrs.									
NO	0	6	0	0	11	11	7	1	36
GT	0	14179	0	0	354842	479984	454326	162412	1465743
16 to 20 Yrs.									
NO	0	0	0	0	0	4	2	3	9
GT	0	0	0	0	0	181474	165345	484820	831639
Above 20 Yrs.									
NO	0	0	0	0	0	2	6	0	8
GT	0	0	0	0	0	89351	383958	0	473309
Total									
NO	0	7	0	0	11	17	15	4	54
GT	0	17795	0	0	354842	750809	1003629	647232	2774307

Source: D.G. Shipping, M/o Ports, Shipping and Waterways

Table 4.13

Coastal Fleet Owned By SCI-By Age and Size Vessels (as on 31st December,2025)

Age/Size	Below 999	1000- 4999	5000- 9999	10000- 19999	20000- 34999	35000 above	Total
Upto 5 Yrs.							
NO	0	0	0	0	0	0	0
GT	0	0	0	0	0	0	0
6 to 10 Yrs.							
NO	0	0	0	0	0	1	1
GT	0	0	0	0	0	165319	165319
11 to 15 Yrs.							
NO	0	5	0	0	0	1	6
GT	0	10610	0	0	0	44861	55471
16 to 20 Yrs.							
NO	0	0	0	0	0	0	0
GT	0	0	0	0	0	0	0
Above 20 Yrs.							
NO	0	1	0	0	1	0	2
GT	0	1310	0	0	25040	0	26350
Total							
NO	0	6	0	0	1	2	9
GT	0	11920	0	0	25040	210180	247140

Table 4.14
Performance Indicators of SCI (as on 31st March)
(From 2018-19 to 2024-25)

Item	2018-19	2019-20	2020-21	2021-22	2022-23	2023-24	2024-25
1. No. of Voyages							
Planned *
Actual
2. Cargo Carried (RT)							
Planned *
Actual **	48,885,210	51,447,282	40039003	45008453	40522714.43	41550260	51322667
3. Earnings (Rs. Lakhs)							
Planned	394,400	387,600	422300	452200	699900	665300	683300
Actual	414,409	442,544	370325	499455	579395	504604	559233
4. Earnings Per Day Per Ship (Rs.)							
Liner ***	NA	NA	NA	NA	NA	NA	NA
Bulk Carrier	1,206,071	1,126,041	1084375	2384674	2098915.736	1449492	1547967
Tanker	2,212,989	2,568,096	2306034	2844748	3470024.268	3910527	4130926
5. Cargo Carried Per Day Per Ship (Tonne)							
Liner ****	NA	NA	NA	NA	NA	NA	NA
Bulk Carrier	1862	1654	1853	1737	4282	2605	2944
Tanker	3580	3886	3391	5080	2350	3385	3988

Source : Shipping Corporation of India

Note :

*Instead of No. of voyages and tonnage of cargo, Time Charter Yield (TCY) per day is planned.

**Cargo carried (in MT) on voyage charter and time charter by SCI.

***Liner operations are performed as a member of consortium on slot sharing basis.

**** Containers are carried on slot sharing basis and hence cannot be calculated as per day per ship .

RT : Registered Tonnage

Table 4.15
Financial Performance of The Shipping Corporation of India #
(From 2015-16 to 2024-25)

(Rs. in Crores)

Item	2015-16	2016-17 **	2017-18	2018-19	2019-20	2020-21	2021-22	2021-22***	2022-23	2023-24	2024-25
	IGAAP										
1. Operating earnings	4078.3	3447.4	3469.5	3872.9	4425.4	3703.2	4994.6	4988.0	5794.0	5046.0	5592.3
2. Interest Income	113.2	106.4	86.3	90.5	81.2	65.6	72.6	66.7	46.8	82.6	92.7
3. Other income	85.7	38.8	61.7	141.8	161.8	60.0	31.5	31.5	65.9	133.0	100.4
4. Total Earnings (1+2+3)	4277.2	3592.6	3617.5	4105.2	4668.4	3828.8	5098.7	5086.2	5906.7	5261.6	5785.4
5. Operating expenses	2339.6	2178.0	2,223.0	2,533.0	2,558.3	1,999.0	2,900.5	2,898.9	3,478.8	2,963.6	3,091.3
6. Employee benefits	457.4	418.2	485.9	447.6	476.5	473.8	485.4	483.4	477.8	502.7	568.4
7. Finance Costs	160.6	172.2	179.8	359.1	364.1	21.1	157.7	157.7	184.2	171.3	186.3
8. Depreciation	580	566.1	610.3	658.5	671.2	627.9	635.4	635.3	753.2	889.4	951.2
9. Other expenses	179.5	72.5	89.0	181.9	250.7	72.2	81.4	77.0	279.7	156.1	165.8
10. Impairment	136.4	-	-	-	-	-	-	-	-	-	-
11. Extraordinary Items	-	-	-	-	-	-	-	-	-	-	-
12. Tax Liability	46.5	43.5	-224.27	47.1	45.2	16.7	43.4	43.9	-67.1	-33.7	8.4
13. Total Expenses (5 to 12)	3900.0	3450.4	3363.7	4227.2	4366.0	3210.7	4303.8	4296.2	5106.6	4649.4	4971.4
14. Profit after tax (4-13)	377.2	142.2	253.8	-122.0	302.4	618.1	794.9	790.0	800.1	612.2	814.0
Assets											
Fixed Assets											
15. Gross Block	18,154.4	15,945.6	15,986.2	15,594.9	15,218.3	15,364.7	13,033.7	13,031.8	13,205.2	13,202.1	13,536.9
16. Less Depreciation (Cum.) & Impairment	6,551.0	4,534.9	4,638.2	4,475.8	4,565.1	5,190.3	5,409.0	5,407.7	5,801.8	6,198.3	6,826.4
17. Net Block (15-16)	11603.4	11410.7	11348.0	11119.1	10653.2	10174.4	7624.7	7624.1	7403.4	7003.8	6710.5
18. Assests under construction	-	27.3	7.8	7.6	2.8	32.7	58.3	58.3	33.5	42.1	4.4
19. Other Net Assets (Net of other Liabilities)	1139.6	226.4	25.8	-441.1	-605	905.4	1567.1	564.5	1184.6	2463.8	2678
20. Investments	65.3	74.6	130.9	77.1	77.3	77.1	78.4	78.4	79.0	79.5	286.1
21. Non Core Assets held for Demerger	-	-	-	-	-	-	2,392.4	-	-	-	-
22. Total (17 to 21)	12808.3	11739.0	11512.5	10762.7	10128.3	11189.6	11720.9	8325.3	8700.5	9589.2	9679.0
What the company owed											
Long term funds											
23. Bank Loans	5897.9	4518.1	3790.6	2963.7	2189.4	1475.0	1265.5	1265.5	1078.6	1278.3	1480.4
24. Unsecured Loans	-	-	520.4	726.3	565.4	1756.7	1481.9	1481.9	1249.5	1346.2	454.0
25. Total Long term funds (23 +24)	5897.9	4518.1	4311.0	3690.0	2754.8	3231.7	2747.4	2747.4	2328.1	2624.5	1934.4
26. Deferred Tax Liability	351.6	388.2	104.0	91.5	75.3	55.8	0.8	0.8	1.0	1.1	0.8
27. Liabilities directly associated with assets classified as held for Demerger	-	-	-	-	-	-	273.0	273.0	-	-	-
Net Worth of Company											
28. Share capital	465.8	465.8	465.8	465.8	465.8	465.8	465.8	465.8	465.8	465.8	465.8
29. Reserve & Surplus	6444.6	6367	6631.8	6515.4	6832.4	7436.2	5860.3	5111.2	5905.6	6497.8	7278.1
30. Other Equity held for Demerger	0.0	0.0	0.0	0.0	0.0	0.0	2373.6	0.0	0.0	0.0	0.0
31. Total (28+29+30)	6910.4	6832.8	7097.6	6981.2	7298.2	7902.0	8699.7	5577.0	6371.4	6963.6	7743.9
Dividend paid						34.9	11.6	11.6	15.4	20.5	23.3
Dividend % ***					7.5	2.5	3.3	3.3	4.4	5.0	65.9

Source : Annual Reports of The Shipping Corporation of India Ltd, 2024-25

Note :

: As on 31st March

* : Figures are restated as per IND AS

** : Figures are restated as per IND AS 8

*** : The board of Directors, in its meeting held on May 6, 2022 has recommended a dividend of Rs. 0.33/- per equity share of face of Rs. 10/- each for the financial year ended March 31, 2022 which is subject to the approval of the shareholders at the Annual General Meeting

Dividend Declared for FY 19-20 of Rs. 34.93 Crores were paid in FY 2020-21 and Dividend declared for FY 2020-21 of Rs. 11.64 Crores were paid in FY 2021-22.

IGAAP : Indian Generally Accepted Accounting Principles

IND AS : Indian Accounting Standards

SECTION - 5

FINANCE

Table 5.1
Source of Finance of Indian Shipping Companies (as on 31st March)
(From 2023 to 2025)

Company/Shipowner	Accounting year ending	Paid-up Capital	Reserve & Surplus	Loans	(Rs. In Lakh)	
					Other Liabilities	Total Liabilities
1. Arcadia Shipping \$\$	2025					
	2024					
	2023	1499	729	13893	8210	16943
2. Chowgule Steamships Ltd.	2025	3631	821	N.A	885	5336
	2024	3631	693	N.A	943	5267
	2023	3631	(-47)	2555	-1860	4326
3. Dredging Corporation of India Ltd.	2025	2800	119349	92293	50282	264724
	2024	2800	122729	55803	58133	239465
	2023	2800	139456	11273	87307	240836
4. Lakshadweep Dev. Corpn. Ltd. @	2025					
	2024					
	2023	650	25263	0	31682	57595
5. Gautam Freight Pvt. Ltd. @	2025					
	2024					
	2023	1900	12288	2956	14715	31859
6. Great Eastern Shipping Co.	2025	14277	1185003	149877	87683	1436840
	2024	14277	1020364	222722	103807	1361170
	2023	14277	837748	253095	97511	1202631
7. Mercator Lines Ltd. @	2025					
	2024					
	2023	3025	(-100941)	N.A	35277	38302
8. Pluto Shipping Limited @	2024					
	2024					
	2023	23	294	0	333	650
9. "K" Line (India) Shipping Pvt. Ltd.	2025	6092	6062	785	1098	14037
	2024	6092	4782	1911	904	13689
	2023	6092	3460	3015	779	13347
10. Raj Shipping Agencies Ltd.	2025	297	66358	6345	2349	75350
	2024	297	57878	275	1573	60023
	2023	297	48070	452	976	49795

Table 5.1 (Contd...)
Source of Finance of Indian Shipping Companies (as on 31st March)
(From 2023 to 2025)

Company/Shipowner	Accounting year ending	Paid-up Capital	Reserve & Surplus	Loans	(Rs. Lakh)	
					Other Liabilities	Total Liabilities
11. Ocean Sparkle Ltd.	2025	2165	177777	2250	5078	187270
	2024	2165	152393	2250	5804	162612
	2023	2165	128856	8950	7998	147969
12. Shahi Shipping Ltd.	2025	1449	(-) 1219	620	385	1235
	2024	1449	(-) 862	539	734	1860
	2023	1449	(-)1162	713	1695	1991
13. Transworld Shipping Lines Limited (Formerly as Shreyas Shipping Ltd.)	2025	2196	77842	32940	6860	119838
	2024	2196	74456	40524	7529	124705
	2023	2196	79681	49850	4010	135737
14. SEAMEC Ltd.	2025	2543	96115	17718	13094	129470
	2024	2543	84551	22342	15038	124474
	2023	2543	66153	5292	-57469	16519
15. Sical Logistics Ltd.	2025	6525	(-) 3711	15747	13852	53765
	2024	6525	703	25347	16881	49456
	2023	6525	5290	33100	9105	54020
16. Tolani Shipping Co. Ltd. @	2025					
	2024	2365	46693	28238	1856	79152
	2023	2365	43945	11695	1895	13590
17. Transport Corporation of India Ltd.	2025	1532	196616	10239	38903	247290
	2024	1555	183220	6783	31686	223244
	2023	1551	155225	3909	29887	190572
18. United Shippers Ltd.	2025	359	20359	N.A	973	21690
	2024	359	21514	N.A	636	22509
	2023	462	33270	127	8694	42553
19. Fugro Survey (India) Pvt. Ltd. @	2025					
	2024					
	2023	0	0	0	0	0
20. Vedanta Ltd. @	2024					
	2023					
	2022	37200	6190600	3796200	8545700	18569700

**Table 5.1 (Contd...)
Source of Finance of Indian Shipping Companies (as on 31st March)
(From 2023 to 2025)**

Company/Shipowner	Accounting year ending	Paid-up Capital	Reserve & Surplus	Loans	(Rs. Lakh)	
					Other Liabilities	Total Liabilities
21. All Cargo Shipping Co. Pvt. Ltd ^{\$\$}	2025					
	2024					
	2023	1	4244	384	1639	6268
22. Global Offshore Services Ltd.	2025	3064	10807	1496	1475	16872
	2024	2473	7390	2119	2161	14142
	2023	2473	19485	3914	2604	6518
23. PFS Shipping (India) Ltd. @	2025					
	2024					
	2023	64228	147254	886194	66508	1164184
24. The India Cements Ltd. @	2025					
	2024					
	2023	30990	528897	179924	378753	1118564
25. Essar Shipping Ltd.	2025	20698	(-) 150998	125835	10243	5778
	2024	20698	(-) 188122	193463	6599	32638
	2023	20698	(-)294906	39819	339041	104652
26. Intersea Maritime Ltd.	2025	8962	(-) 1322	N.A	554	554
	2024	8962	3628	3	1744	1751
	2023	7198	2931	15	832	847
27. Great Ship (India) Ltd.	2025	11135	228914	108285	25792	374126
	2024	11135	210236	122877	23672	367920
	2023	11135	206317	115722	53090	386264
28. Arya Tankers Pvt. Ltd.	2025	1	19519	18115	3629	41263
	2024	1	13617	22455	2191	38265
	2023	1	9081	12633	3164	24881
29. Chandra Ship Mgmt. Pvt. Ltd. §	2025					
	2024					
	2023	966	869	0	22	1858
30. L&T Sapura Shipping Pvt. Ltd.	2025	15885	(-) 1303	35876	4550	54980
	2024	15885	1303	33794	4679	55678
	2023	15885	...	47142	9376	72403

Table 5.1 (Contd...)
Source of Finance of Indian Shipping Companies (as on 31st March)
(From 2023 to 2025)

Company/Shipowner	Accounting year ending	Paid-up Capital	Reserve & Surplus	Loans	(Rs. Lakh)	
					Other Liabilities	Total Liabilities
31. Seven Islands Shipping Ltd.	2025					
	2024	5723	187156	125043	20754	145797
	2023	5723	124278	106173	20612	126785
32. Triton Maritime Pvt. Ltd. @	2025					
	2024					
	2023	8.98	6036	1067	415	1482
33. Polestar Maritime Ltd.	2025	252.04	38566.24	9257	10475.99	19732.99
	2024	252.04	34313.45	6308.85	7384.69	13693.54
	2023	262.54	31105.57	7032.13	1665.49	8697.62
34. International Seaport Dredging Pvt. Ltd. @	2025					
	2024					
	2023	16141	(-)31475	N.A	67856	52522
35. Van Oord India Pvt. Ltd.	2025	35	(-)830	0	62776	62776
	2024	35	(-)5189	0	59943	59943
	2023	35	(-)3366	N.A	56413	56413
36. Seaport Logistics P. Ltd. @	2025					
	2024					
	2023	253	2408	175	731	906
37. Sanmar Shipping Ltd.@	2025					
	2024					
	2023	1530	31323	15510	4213	52576
38. B.G. Shirke Consturction Technology P. Ltd.	2025	11731	398801	68155	227040	295195
	2024	3455	321807	67794	175882	243676
	2023	3455	248937	145730	166981	312711
39. Global United Shipping (I) P. Ltd.	2025	2859	7980	9842	490	21171
	2024	2859	6789	11255	651	21554
	2023	2859	5768	12744	568	21939

Table 5.1 (Contd...)
Source of Finance of Indian Shipping Companies (as on 31st March)
(From 2023 to 2025)

Company/Shipowner	Accounting year ending	Paid-up Capital	Reserve & Surplus	Loans	(Rs. Lakh)	
					Other Liabilities	Total Liabilities
40. LMCS Maritime P. Ltd. @	2025					
	2024					
	2023	500	(-9492)	67	42051	38510
41. Zen Shipping & Ports (India) P. Ltd. @	2025					
	2024					
	2023	2,947	131	6,292	681	10,051
42. SMP (Kolkata Port Trust) @	2025					
	2024					
	2023	N.A	249,813	N.A	115314	365,126
43. Sethusamudram Corporation Ltd. @	2025					
	2024					
	2023	74,500	6,999	N.A	9572	91,071
44. Cochin Port Trust @	2025					
	2024					
	2023	N.A	8,551	44,942	5445	58,938
45. BW Global LPG India Pvt. Ltd.	2025	11,036	178,167	115,697	2,855	307,755
	2024	11,036	120,405	158,747	4,372	294,559
	2023	11,036	111,879	193,405	7,391	323,710
46. Netincon Logistics Pvt. Ltd. @	2025					
	2024					
	2023	174	3,297	0.04	2376	5,847
47. VOC Port Trust @	2025					
	2024					
	2023	N.A	220557	N.A	25147	245704
48. Varun Gas Logistics Pvt. Ltd.	2025	2,136	(-) 17481	18,150	998	3,804
	2024	2,136	(-)6751	22,894	13646	38,676
	2023	2,136	(-)7061	26,845	8826	37,807
49. Sai Shipping Company Private Limited @	2025					
	2024					
	2023	654	4179	534	1199	1,732
50. Sarat Chatterjee & Co. (Vishakhapatnam) Private Limited @	2025					
	2024					
	2023	914	38986	8210	1199	108717

N.A : Not Available

\$\$: Company Closed

\$: Company under voluntary liquidation

@ : Information has not been received for the year 2024-25

Source: Shipping Companies/ Annual Reports of respective shipping companies.

Table 5.2
Profitability of Indian Shipping Companies for the year ending 31st March
(From 2023 to 2025)

Company/Shipowner	Accounting year ending	Freight, Charter Hire & Passage	Total Income	Operating Estt. & Other Exp(excl. Dep.)	Total Expenditure	(Rs. Lakh)	
						Profit/Loss before Tax	Profit / Loss after Tax
1. Arcadia Shipping ^{\$\$}	2025						
	2024						
	2023	6514	6527	4630	6189	337	337
2. Chowgule Steamships Ltd.	2025	388	722	485	521	201	129
	2024	409	759	361	406	753	742
	2023	0	286	280	330	(-)45	35
3. Dredging Corporation of India Ltd.	2025	114214	114797	104052	119211	(-) 2609	(-) 2746
	2024	94550	94881	77217	91300	3502	3318
	2023	0	116803	101835	115420	1383	1256
4. Lakshadweep Dev. Corpn. Ltd. [@]	2025						
	2024						
	2023	0	4529	1040	1076	3902	3902
5. Gautam Freight Pvt. Ltd. [@]	2025						
	2024						
	2023	0	43111	39419	40981	2130	17980
6. Great Eastern Shipping Co.	2025	382960	471329	192429	245088	226241	216625
	2024	416479	472359	187170	232700	239659	231634
	2023	483482	509618	225750	270759	238859	235201
7. Mercator Lines Ltd. [@]	2025						
	2024						
	2023	0	1270	851	861	40.86	521
8. Pluto Shipping Limited [@]	2025						
	2024						
	2023	0	631	572	587	45	42
9. "K" Line (India) Shipping Pvt. Ltd.	2025	6488	7162	4927	5446	1716	1280
	2024	6895	7439	4723	5641	1798	1321
	2023	6916	7256	4768	5928	1328	1035
10. Raj Shipping Agencies Ltd.	2025	8130	14316	4973	5834	8481	8043
	2024	9313	15910	5492	6340	9570	8104
	2023	0	9429	-218	526	4164	4292

Table 5.2 (Contd...)
Profitability of Indian Shipping Companies for the year ending 31st March
(From 2023 to 2025)

Company/Shipowner	Accounting year ending	Freight, Charter Hire & Passage	Total Income	Operating Estt. & Other Exp(excl. Dep.)	Total Expenditure	(Rs. Lakh)	
						Profit/Loss before Tax	Profit / Loss after Tax
11. Ocean Sparkle Ltd.	2025	57127	59003	25275	32554	26449	25413
	2024	54530	55909	24977	31969	23940	23656
	2023	53340	63465	31575	39058	24407	23587
12. Shahi Shipping Ltd.	2025	1058	1069	700	749	203	(-) 357
	2024	1243	1389	996	1041	245	259
	2023	0	1166	1104	1181	(-)15	(-)8
13. Transworld Shipping Lines Limited (Formerly as Shreyas Shipping Ltd.)	2025	44627	45396	32134	40493	3562	3396
	2024	28239	32821	29577	37542	(-) 4755	(-) 5102
	2023	48378	50297	25618	30368	19929	19681
14. SEAMEC Ltd.	2025	61733	65956	40947	52521	13435	11555
	2024	66557	70673	42855	53437	18537	18660
	2023	39902	41449	28662	37929	3520	4128
15. Sical Logistics Ltd.	2025	4022	5104	8064	11131	(-) 5060	(-) 4404
	2024	0	7922	9751	13952	(-)4592	(-)4592
	2023	0	27063	26818	31615	(-)78955	(-)78955
16. Tolani Shipping Co. Ltd. @	2025						
	2024	17270	18407	9533.3	16744	3616	3053
	2023	20151	21624	8419	13789	7836	4883
17. Transport Corporation of India Ltd.	2025	393590	405883	351469	362070	43633	39592
	2024	0	371347	323317	335371	35804	32791
	2023	0	349249	303187	314863	34386	30351
18. United Shippers Ltd.	2025	0	3453	2215	2416	708	598
	2024	0	3100	2211	2426	1474	1309
	2023	0	31709	27157	31789	576	724
19. Fugro Survey (India) Pvt. Ltd. @	2025						
	2024						
	2023	0	0	0	0	0	0
20. Vedanta Ltd. @	2025						
	2024						
	2023	0	9144200	6591300	7355100	1721300	1503200

Table 5.2(Contd...)
Profitability of Indian Shipping Companies for the year ending 31st March
(From 2023 to 2025)

Company/Shipowner	Accounting year ending	Freight, Charter Hire & Passage	Total Income	Operating Estt. & Other Exp(excl. Dep.)	Total Expenditure	(Rs. Lakh)	
						Profit/Loss before Tax	Profit / Loss after Tax
21. All Cargo Shipping Co. Pvt. Ltd ^{\$\$}	2025						
	2024						
	2023	0	2205	1072	1936	269	113
22. Global Offshore Services Ltd.	2025	3274.96	3321.29	2786.42	4137.5	(-) 788.09	(-) 796.09
	2024	2996	3765	2977	4204	(-)11898	(-)12095
	2023	2961	2970	4950	7364	17334	17200
23. PFS Shipping (India) Ltd. @	2025						
	2024						
	2023	0	136971	119133	119767	17204	11000
24.The India Cements Ltd. @	2025						
	2024						
	2023	0	541508	576828	600244	(-)58736	(-)18855
25. Essar Shipping Ltd.	2025	2050	31329	9746	9822	37112	37112
	2024	1576	5012	6928	7002	(-) 7118	(-) 7035
	2023	0	16459	16003	20117	162375	165021
26. Intersea Maritime Ltd.	2025	3417	3719	2849	4541	(-) 4434	(-) 4502
	2024	3853	4123	1877	2888	1224	1145
	2023	5157	5235	2324	3261	2033	2003
27. Great Ship (India) Ltd.	2025	111535	113080	70097	92716	20364	18355
	2024	84406	88851	61679	83216	5635	5856
	2023	0	80419	59749	80478	(-)59	5632
28. Arya Tankers Pvt. Ltd.	2025	21007	21062	11622	15160	5902	5901
	2024	15082	15116	7617	10510	4606	4536
	2023	11172	12961	9345	10892	2068	2038
29. Chandra Ship Mgmt. Pvt. Ltd. \$	2025						
	2024						
	2023	0	75	71	73	2	65
30. L&T Sapura Shipping Pvt. Ltd.	2025		15464	11133	18485	(-) 3021	(-) 3026
	2024	0	16436	13640	20504	(-)4068	(-)4072
	2023	0	5905	12688	19304	(-)13399	(-)13395

Table 5.2(Contd...)
Profitability of Indian Shipping Companies for the year ending 31st March
(From 2023 to 2025)

Company/Shipowner	Accounting year ending	Freight, Charter Hire & Passage	Total Income	Operating Estt. & Other Exp(excl. Dep.)	Total Expenditure	(Rs. Lakh)	
						Profit/Loss before Tax	Profit / Loss after Tax
31. Seven Islands Shipping Ltd.	2025						
	2024	143869	179493	46055	105168	74325	73143
	2023	115248	122821	38063	91997	30824	30272
32. Triton Maritime Pvt. Ltd. @	2025						
	2024						
	2023	1882	1928	1584	2480	(-)553	(-)573
33. Polestar Maritime Ltd.	2025	15066	15141	8307	10083	5057	5034
	2024	13772	13909	7474	8947	4961	4594
	2023	12276	12416	7956	9391	3025	2801
34. International Seaport Dredging Pvt. Ltd. @	2025						
	2024						
	2023	0	50694	72227	74407	(-)23803	(-)23803
35. Van Oord India Pvt. Ltd.	2025	7611	36539	29222	31594	4945	4366
	2024	38658	87974	78362	81861	788	(-) 1845
	2023	7881	39321	33335	36590	2731	2714
36. Seaport Logistics P. Ltd. @	2025						
	2024						
	2023	0	0	0	0	0	0
37. Sanmar Shipping Ltd.@	2025						
	2024						
	2023		37843	26424	31819	6024	5667
38. B.G. Shirke Consturction Technology P. Ltd.	2025	37,366	38,176	27,609	36,169	2,007	1,606
	2024	28,404	29,283	20,235	29,023	259	208
	2023	34,569	35,917	15,616	22,484	13,433	10,746
39. Global United Shipping (I) P. Ltd.	2025	4440	4667	2651	3415	1252	1191
	2024	4368	4537	2703	3463	1074	1021
	2023	4217	4336	2608	3346	991	951
40. LMCS Maritime P. Ltd. @	2025						
	2024						
	2023		31622	36458	37429	(-)5807	(-)5875

Table 5.2(Contd...)
Profitability of Indian Shipping Companies for the year ending 31st March
(From 2023 to 2025)

Company/Shipowner	Accounting year ending	Freight, Charter Hire & Passage	Total Income	Operating Estt. & Other Exp(excl. Dep.)	Total Expenditure	(Rs. Lakh)	
						Profit/Loss before Tax	Profit / Loss after Tax
41. Zen Shipping & Ports (India) P. Ltd. @	2025						
	2024						
	2023	6,084	6,097	4,983	5,885	212	127
42. SMP (Kolkata Port Trust) @	2025						
	2024						
	2023	262,453	279,645	159624	269237	10408	3524
43. Sethusamudram Corporation Ltd.@	2025						
	2024						
	2023		327	67	67	260	165
44. Cochin Port Trust @	2025						
	2024						
	2023		71,580	34979	36730	890	890
45. BW Global LPG India Pvt. Ltd.	2025	116193	144221	41412	69453	74768	74529
	2024	112408	113241	46998	76419	36883	36551
	2023	93219	93492	48647	76449	17043	16901
46.Netincon Logistics Pvt. Ltd. @	2025						
	2024						
	2023		2,673	1851	2432	241	151
47. VOC Port Trust @	2025						
	2024						
	2023		59681	21211	24638	21010	13680
48. Varun Gas Logistics Pvt. Ltd.	2025	2942.64	3,272	13120	13923	(-) 10650	(-) 10730
	2024		7,021	4786	6712	309.39	309.79
	2023		6,109	4718	6619	(-) 511	(-) 518
49.Sai Shipping Company Private Limited @	2025						
	2024						
	2023	7,129	11221	8690	8981	3082	3080
50.Sarat Chatterjee & Co.(Vishakhapatnam) Private Limited @	2025						
	2024						
	2023	N.A	160401	139961	141901	18500	18500

N.A : Not Available

\$\$: Company Closed

\$: Company under voluntary liquidation

@ : Information has not been received for the year 2024-25

Source: Shipping Companies/ Annual Reports of respective shipping companies.

Table 5.3
Gross Value of Fleet - By Company/Shipowner (as on 31st March)
(From 2023 to 2025)

Company/Shipowner	Accounting year ending	Book value at the beginning of the year	Additions/adjustment during the year	Deductions/adjustment during the year	(Rs. Lakh)
					Book value at the end of the year
1. Arcadia Shipping ^{\$\$}	2025				
	2024				
	2023	13541	0	0	12010
2. Chowgule Steamships Ltd.	2025	0	0	0	0
	2024	0	0	0	0
	2023	0	0	0	0
3. Dredging Corporation of India Ltd.	2025	0	0	0	0
	2024	0	0	0	0
	2023	0	0	0	0
4. Lakshadweep Dev. Corpn. Ltd. [@]	2025				
	2024				
	2023	0	0	0	0
5. Gautam Freight Pvt. Ltd. [@]	2025				
	2024				
	2023	3591	0	61	3531
6. Great Eastern Shipping Co.	2025	841393	107794	106469	842718
	2024	826172	72872	57651	841393
	2023	532321	30585	59041	503865
7. Mercator Lines Ltd. [@]	2025				
	2024				
	2023	5449	N.A	918	4531
8. Pluto Shipping Limited [@]	2025				
	2024				
	2023	0	0	0	0
9. "K" Line (India) Shipping Pvt. Ltd.	2025	3249	180	519	2910
	2024	4167	(-) 1323.85	(-) 405.59	3249
	2023	5327	0	1160	4167
10. Raj Shipping Agencies Ltd.	2025	14622	1213	(-) 752	15827
	2024	14511	3652	3542	14621
	2023	14511	0	0	14511

Table 5.3 (Contd...)
Gross Value of Fleet - By Company/Shipowner (as on 31st March)
(From 2023 to 2025)

(Rs. Lakh)					
Company/Shipowner	Accounting year ending	Book value at the beginning of the year	Additions/ adjustment during the year	Deductions/ adjustment during the year	Book value at the end of the year
11. Ocean Sparkle Ltd.	2025	156238	15531	2856	168913
	2024	159532	9312	12606	156238
	2023	162411	12780	15658	159532
12. Shahi Shipping Ltd.	2025	3018	314	5	3328
	2024	3018	0	0	3018
	2023	3550	N.A	N.A	3505
13. Transworld Shipping Lines Limited (Formerly as Shreyas Shipping Ltd.)	2025	81385	3524	0	8490
	2024	85256	234	5160	80330
	2023	72537	49327	5955	36172
14. SEAMEC Ltd.	2025	84175	5439	N.A	89614
	2024	83794	7947	7565	84175
	2023	26961	19856	0	46817
15. Sical Logistics Ltd.	2025	N.A	N.A	N.A	N.A
	2024	N.A	N.A	N.A	N.A
	2023	N.A	N.A	N.A	N.A
16. Tolani Shipping Co. Ltd.	2025				
	2024	103952	33796	27679	110069
	2023	41377	2271	5354	38294
17. Transport Corporation of India Ltd.	2025	21449	N.A	N.A	21449
	2024	30270	1166	N.A	31436
	2023	31790	3042	4561	30271
18. United Shippers Ltd.	2025	N.A	N.A	N.A	N.A
	2024	N.A	N.A	N.A	N.A
	2023	26636	189	N.A	26825
19. Fugro Survey (India) Pvt. Ltd.®	2025				
	2024				
	2023	0	0	0	0
20. Vedanta Ltd. ®	2025				
	2024				
	2023	0	0	0	0

Table 5.3 (Contd...)
Gross Value of Fleet - By Company/Shipowner (as on 31st March)
(From 2023 to 2025)

Company/Shipowner	Accounting year ending	Book value at the beginning of the year	Additions/ adjustment during the year	Deductions/ adjustment during the year	Book value at the end of the year
					(Rs. Lakh)
21. All Cargo Shipping Co. Pvt. Ltd ^{\$\$}	2025				
	2024				
	2023	6485	N.A	2897	3588
22. Global Offshore Services Ltd.	2025	19306	896	0	20201
	2024	12423	478	1166	11735
	2023	41831	1102	30510	12423
23. PFS Shipping (India) Ltd. [@]	2025				
	2024				
	2023	0	0	0	0
24. The India Cements Ltd. [@]	2025				
	2024				
	2023	0	0	0	0
25. Essar Shipping Ltd.	2025	4870	0	(-) 4516	354
	2024	4870	0	0	4870
	2023	9667	375	0	10042
26. Intersea Maritime Ltd.	2025	9805	N.A	3932	3784
	2024	9805	1433	996	9074
	2023	9556	0	919	8637
27. Great Ship (India) Ltd.	2025	211741	6134	4523	213352
	2024	209242	5705	3206	211741
	2023	203750	7736	(-)2244	209242
28. Arya Tankers Pvt. Ltd.	2025	29473	3255	3534	29195
	2024	15555	16808	2890	29473
	2023	14733	2365	153	15555
29. Chandra Ship Mgmt. Pvt. Ltd. ^{\$}	2025				
	2024				
	2023				
30. L&T Sapura Shipping Pvt. Ltd.	2025	131579	2605	3266	137449
	2024	129630	1948	0	131579
	2023	129630	0	0	129630

Table 5.3 (Contd...)
Gross Value of Fleet - By Company/Shipowner (as on 31st March)
(From 2023 to 2025)

					(Rs. Lakh)
Company/Shipowner	Accounting year ending	Book value at the begining of the year	Additions/ adjustment during the year	Deductions/ adjustment during the year	Book value at the end of the year
31. Seven Islands Shipping Ltd.	2025				
	2024	180026	44446	30300	194172
	2023	174104	33027	27105	180026
32. Triton Maritime Pvt. Ltd. @	2025				
	2024				
	2023	5953	101	555	5499
33. Polestar Maritime Ltd.	2025	43754	9741	30	53465
	2024	43730	47	24	43754
	2023	37681	6050	N.A	43731
34. International Seaport Dredging Pvt. Ltd. @	2025				
	2024				
	2023	9892	0	0	9892
35. Van Oord India Pvt. Ltd.	2025	19993	25269	N.A	45262
	2024	19562	431	N.A	19993
	2023	16948	2614	N.A	19562
36. Seaport Logistics P. Ltd. @	2025				
	2024				
	2023	0	0	0	0
37. Sanmar Shipping Ltd. @	2025				
	2024				
	2023	0	0	0	0
38. B.G. Shirke Consturction Technology P. Ltd.	2025	162904	5231	4561	163574
	2024	162904	N.A	N.A	162904
	2023	115923	46981	N.A	162904
39. Global United Shipping (I) P. Ltd.	2025	18367	288	(-) 763	17891
	2024	18944	183	(-) 760	18367
	2023	18590	1092	(-) 738	18944

Table 5.3 (Contd...)
Gross Value of Fleet - By Company/Shipowner (as on 31st March)
(From 2023 to 2025)

(Rs. Lakh)					
Company/Shipowner	Accounting year ending	Book value at the beginning of the year	Additions/ adjustment during the year	Deductions/ adjustment during the year	Book value at the end of the year
40. LMCS Maritime P. Ltd. @	2025				
	2024				
	2023	27086	150	0	27236
41. Zen Shipping & Ports (India) P. Ltd. @	2025				
	2024				
	2023	12513	24	0	12538
42. SMP (Kolkata Port Trust) @	2025				
	2024				
	2023	174062	18761	1319	191504
43. Sethusamudram Corporation Ltd.@	2025				
	2024				
	2023	0	0	0	0
44. Cochin Port Trust @	2025				
	2024				
	2023	13069	0	0	13069
45. BW Global LPG India Pvt. Ltd.	2025	267367	7094	(-) 56516	217945
	2024	288872	7916	(-) 29421	267367
	2023	242738	73937	(-) 27803	288872
46. Netincon Logistics Pvt. Ltd. @	2025				
	2024				
	2023	8108	0	0	8108
47. VOC Port Trust @	2025				
	2024				
	2023	5136	0	0	5136
48. Varun Gas Logistics Pvt. Ltd.	2025	N.A	N.A	N.A	N.A
	2024	N.A	N.A	N.A	N.A
	2023	32408	1797	0	34205
49. Sai Shipping Company Private Limited @	2025				
	2024				
	2023	5136	0	0	5136
50. Sarat Chatterjee & Co. (Vishakhapatnam) Private Limited @	2025				
	2024				
	2023	15880	157	0	16037

N.A : Not Available

\$\$: Company Closed

\$: Company under voluntary liquidation

@ : Information has not been received for the year 2024-25

Source: Shipping Companies/ Annual Reports of respective shipping companies.

ANNEXURES

Consumption of Petroleum Products in Shipping Sector ***(in TMT)**

YEAR	High Speed Diesel (HSD) Oil	Light Diesel Oil (LDO)	Furnance Oil (FO)
1	2	3	4
2014-15	343.5	2.1	334.5
2015-16	366.2	2.9	332.6
2016-17	295.8	6.7	407.2
2017-18	629.4	4.1	580.6
2018-19	763.3	5.0	676.3
2019-20	808.4	2.2	728.7
2020-21	658.3	3.2	890.3
2021-22	643.8	4.2	1036.2
2022-23	744.6	5.5	1382.6
2023-24	764.0	9.1	1322.3
2024-25	764.3	15.2	1503.8

* : As on 31st March

TMT = Thousand Metric Tonnes

Source : Indian Petroleum & Natural Gas Statistics 2024-25, M/o Petroleum & Natural Gas

Deliveries made to International/Coastal Bunkers *

(in TMT)

Deliveries made to International Bunkers

YEAR	High Speed Diesel (HSD) Oil	Light Diesel Oil (LDO)	Furnance Oil (FO)	TOTAL
1	2	3	4	5
2015-16	35.0	0.0	436.8	471.8
2016-17	39.9	0.0	523.5	563.4
2017-18	27.0	0.0	248.0	275.0
2018-19	35.0	0.0	247.0	282.0
2019-20	55.0	0.0	319.0	374.0
2020-21	53.0	0.0	555.0	608.0
2021-22	43.0	0.0	659.0	702.0
2022-23	50.0	0.0	906.0	956.0
2023-24	40.0	0.0	827.0	867.0
2024-25	45.7	0.0	928.1	974.0

Deliveries made to Coastal Bunkers

YEAR	High Speed Diesel (HSD) Oil	Light Diesel Oil (LDO)	Furnance Oil (FO)	TOTAL
1	2	3	4	5
2015-16	727.8	2.6	232.8	963.2
2016-17	673.0	6.9	232.1	911.9
2017-18	502.0	4.0	330.0	836.0
2018-19	635.0	5.0	422.0	1062.0
2019-20	701.0	2.0	401.0	1104.0
2020-21	558.0	2.0	313.0	873.0
2021-22	542.0	4.0	351.0	897.0
2022-23	649.0	6.0	450.0	1105.0
2023-24	691.0	9.0	475.0	1175.0
2024-25	673.9	15.2	547.3	1236.0

Total Bunkers

YEAR	High Speed Diesel (HSD) Oil	Light Diesel Oil (LDO)	Furnance Oil (FO)	TOTAL
1	2	3	4	5
2015-16	762.8	2.6	669.6	1435.0
2016-17	712.8	6.9	755.6	1475.2
2017-18	529.0	4.0	578.0	1111.0
2018-19	670.0	5.0	669.0	1344.0
2019-20	756.0	2.0	720.0	1478.0
2020-21	611.0	2.0	868.0	1481.0
2021-22	585.0	4.0	1010.0	1599.0
2022-23	699.0	6.0	1356.0	2061.0
2023-24	731.0	9.0	1302.0	2042.0
2024-25	720.0	15.0	1475.0	2210.0

* : As on 31st March

Note : Total may not tally due to rounding off

TMT = Thousand Metric Tonnes

Source : Indian Petroleum & Natural Gas Statistics 2024-25, M/o Petroleum & Natural Gas

APPENDICES

Definitions and Terminology used in Shipping

1. **A Liner Conference** – An organization whereby a number of ship owners offer their services on a given sea route on conditions agreed by the members. A conference line ship is a vessel of ship owner belonging to such shipping conference.
2. **Ballast**–Any material intended to provide stability to the ship when it is otherwise empty.
3. **Barrage** – A term applied to a flag officer's boat in naval usage, or to an elegantly fitted boat, or craft of ceremony propelled mechanically or by oars and reserved for the use of high officials when transported in State. In a legal sense a barge is usually held to be a boat or vessel and hence it is within the letter of the laws relating to such craft.
4. **Bollard** – Single or double cast steel post secured to a wharf or pier and used for mooring vessels by means of lines extending from the vessel and fastened to the wharf or pier.
5. **Bollard Pull**–The amount of pull exerted on a bollard of a ship.
6. **Breaking Bulk**–The commencing of discharging of cargo from ship.
7. **Bunker**–Ship-space for storing fuel (Coal, Oil etc.).
8. **Cargo Ship**–A ship which is not a passenger ship.
9. **Cargo Tonnage/Freight Ton** – It refers to the earnings cargo carried by a ship and is expressed as either a weight or measurement. In the British countries the long tons of 2240 pounds for 40 cubic feet and under the metric system as in India, the metric tonne of 1000 Kg. for a cubic metre.
10. **Coaster** – A vessel specially designed, equipped, manned and licensed to engage regularly in the coasting trade, whether plying coast-wise or making short sea passage within certain specified geographical limits.
11. **Coasting Ship** – A ship exclusively employed in trading between any port or place in India and any other port or place in the continent of India or between ports or places in India and port of places in Sri Lanka, Bangladesh or Myanmar.
12. **Collier**–Generally a coastal ship designed to carry coal.
13. **Compensated Gross Tonnage (CGT)** – Calculate by multiplying the tonnage of a ship by a coefficient, which is determined according to type and size of a particular ship. CGT is used as an indicator of volume of work that is necessary to build a gross ship.
14. **Craft** – A term in marine parlance applied to every kind of vessels but more especially to small vessels when referred to collectively. For marine insurance purposes, a craft is any barge, lighter, river trades or any other boat or vessel employed in carrying, shipping or discharging the goods insured.

15. **Dead Weight Tonnage (DWT)**– It is the number of tons (2240 pounds) of stores, fuel and cargo that a ship can transport. This presents the actual carrying capacity of a ship.
16. **Displacement Light** – The weight of a ship without stores, bunker fuel, cargo, passengers and crew.
17. **Displacement Loaded** – The weight of a ship plus stores, bunker fuel, cargo, passengers and crew.
18. **Draft**–The depth necessary to submerge a ship to her load line.
19. **Dumb Barge**– A barge which has no means of self-propulsion in the way of sails or engine power and which has to be towed or is allowed to drift under the influence of the tide or current.
20. **Fishing Vessel**–A ship fitted with mechanical means of propulsion which is exclusively engaged in sea fishing for profit.
21. **Foreign-Going Ship** – A ship not being a home trade ship employed in trading between any port or place in India and any other port or place or between ports or places outside India.
22. **Freighter** – A ship designed to carry general cargo (with a limited passenger accommodation) operating on fixed routes with fixed sailing schedules and serving a group of ports.
23. **Gross Registered Tonnage (GRT)** – It applies to the vessel and not to cargo. It is the weight of the volume occupied by the closed in space of a ship taking 100 cubic feet of such closed-in-spaces as equivalent to one vessel ton. It thus refers to the cubic capacity of the vessels.
24. **Gross Tonnage (GT)** – GT indicates that the ship has been measured in accordance with the requirements of the International Convention on Tonnage Measurement of Ships 1969 and is derived by formula in accordance with those requirements.
25. **Home-Trade Ship** – A ship not exceeding three thousand tons gross which is employed intrading between any port or place in India and any other port or place in the continent of India or between ports or places in India and ports or places in Sri Lanka, Maldiv Islands, Federation of Malaysia, Singapore, Bangladesh or Myanmar.
26. **Hopper Barge** – A steel or wooden barge with hopper doors employed in harbours and used for the disposal of mud, gravel, sand, etc., taken from a dredger and then conveyed to a dumping ground where the cargo is discharged through the bottom; also called ‘dump scow’.
27. **InlandStreamVessel**–A stream vessel which ordinarily plies on inland water.
28. **Lighterage**–Loading into and discharging out of lighters.
29. **Load Line** – The outer line on the body of a ship upto which she submerges in water with safety. It varies according to the seasons and waters in which she plies.
30. **Lash**–Lighter abroad ship.
31. **Launch**–A large, heavy and beamy ship’s boat with flat floors and rather shallow draft, formerly used and designed for carrying stores and men.
32. **Liner Ship** – A ship that plies on a regular schedule services between groups of ports. The ships of a liner company are common carriers, offering cargo space or passenger accommodation to all.

shippers and passenger who require them. A liner company is generally engaged on trade-routes where large volume of cargo or passenger traffic is available.

33. **Mooring Vessel**—A vessel which is secured by moorings.
34. **Net Registered Tonnage (NRT)**— It refers to the earning space capacity of a ship, available for the storage of cargo and accommodation of passengers. It is obtained by deducting from GRT the cubic capacity space (taking 100 cu. feet = 1 ton) occupied by stores, fuel, machinery crew etc. and which does not represent the earning capacity of the ship.
35. **Ore/Oil and Bulk Carriers** – A bulk cargo ship designed to carry ore and oil enabling it thereby to be loaded in both directions.
36. **Passenger Liner** – A ship or vessel employed in carrying passengers, mail and goods at stated intervals between regular insured.
37. **Passenger Ship**—A ship carrying more than twelve passengers.
38. **Pilgrim Ship** – A ship which makes a voyage to or from the Hedjaz during the season of the pilgrimage and which carries pilgrims in a proportion of not less than one pilgrim for every one hundred tons of the gross tonnage of the ship.
39. **Port Side**—Left side of a ship.
40. **Reefer**—A vessel with refrigerating facilities.
41. **Rig**—The rig of a vessel is the distinctive manner in which her masts and sails are disposed.
42. **Roll On/Roll Off Vessel** – It is frequently called a vehicle FEERY. It is designed for the conveyance of road vehicles and private cars. At each terminal port, a tramp or linkspan is provided enabling the vehicles to drive on or off the vessels, thereby eliminating carnage and cargo handling (and also pilferage) and permitting a quick turn round of the ship.
43. **Sailing Vessel** – Any description of vessel provided with sufficient sail area for navigation under sails alone – whether or not fitted with mechanical means of propulsion, and would include rowing boat or crane but does not include a pleasure craft.
44. **Sea-going Vessel** – A vessel proceeding to sea beyond inland water or beyond waters declared to be smooth or partially smooth by the Central Government by the notification in the official Gazette.
45. **Shipping Order**—Authority given to a shipper to deliver the goods for loading.
46. **Sponson** – In a paddle-wheel-steamer, a small out board platform strongly bracketed to the side plating and supporting the paddle-wheel bearing.
47. **Starboard Side**—Right side of a ship.
48. **Steam Vessel**—Every description of vessel propelled wholly or in part by the agency of steam.

49. **Survey Vessel** – Mechanically propelled sea-going vessel specially built and equipped to carry out hydrographic and other nautical surveys in coastal waters and on the high seas. Surveying vessels are in most instances Government owned.
50. **Tanker** – A cargo ship constructed or adopted for carriage in bulk of liquid cargoes of an inflammable nature.
51. **Tramp** – A cargo ship operating in all ports of the world without a fixed route and sailing schedule in search of primarily bulk cargo carried generally in ship-loads.
52. **Trawler** – A sail or mechanically propelled vessel engaged in sea fisheries with a drag net, the most modern development of which is the otter trawl; also call dragger.
53. **Tug Boat** – A mechanically propelled vessel of small tonnage with little or no cargo capacity, used for towing or assisting vessels at sea, in or out of harbour, rivers, and docks, also for coastal or harbour towage of barges, lighters and other small craft; also called tow boat, tug.
54. **Unberthed Passenger** – A passenger of the age of twelve years or upwards for whom no separate accommodation in any cabin, state room or saloon is reserved. In the computation of passengers, two persons of the age of one year or upwards and under the age of twelve years shall be reckoned as one unberthed passenger.
55. **Unberthed Passenger Ship** – A ship carrying more than thirty unberthed passengers.
56. **Voyage and Time Charter Rates** – A voyage charter is a contract for a specific voyage while a time charter is one for a period of time which may cover several voyages. A voyage charter rate is thus a short-term rate and the time charter rates a long-term one.

ABBREVIATIONS USED

...	: NOT AVAILABLE
ACID	: ACID CARRIERS
AHTS	: ANCHOR HANDLING TUG SUPPLY VESSEL
BARG	: BARGES
BGS	: B.G. SHIKRE CONSTRUCTIONS LTD.
BC	: BULK CARRIERS
BWL	: BW GLOBAL LPG INDIA PVT. LTD.
CEMC	: CEMENT CARRIER
CCON	: CELLULAR CONTAINER VESSEL
CHT	: CHEMICAL TANKER
CREW	: CREW BOAT
CS	: CONTAINER SHIP
DCB	: DUMB CRANE BARGE
DPB	: DUMB PONTOON BARGE
DRB	: DRY CARGO BULK CARRIER
DRED	: DREDGER
DRY	: DRY CARGO LINER
DWT	: DEAD WEIGHT TONNAGE
ECAR	: ETHYLENE GAS CARRIER
EP	: ELECTRIC PROPULSION
ESL	: ESSAR SHIPPING LTD.

FC	: FLOATING CRANES
GC	: GAS CARRIERS
GCV/GCS	: GENERAL CARGO VESSEL
GT	: GROSS TONNAGE
GSIL	: GREAT SHIP (INDIA) LTD
GOSL	: GLOBAL OFFSHORE SERVICES LTD.
GESC	: GREAT EASTERN SHIPPING CORPORATION
HOD	: HOOPER DREDGER
LCAR	: LPG CARRIERS
LNG	: LNG CARRIER
LPGT	: LPG TANKER
MB	: MOTOR BOAT
MBC	: MINI BULK CARRIERS
MFO	: MARINE FUEL OIL
MLL	: MERCATOR LINES LTD
MPSV	: MULTI-PURPOSE SUPPLY VESSEL
MT	: MILLION TONNE
MOT	: MOTOR LAUNCH
MOTO	: MOTOR TENDER
MOTT	: MOTOR TUG
MOTS	: MOTOR SHIP
MSV	: MULTI - SERVICE VESSEL
MTK	: MOTOR TANKER

OCS	: OTHER CARGO SHIP
OFF	: OFFSHORE SUPPLY VESSEL
OSS	: OFFSHORE SUPPORT VESSEL
OIBC	: ORE/OIL BULK CARRIERS
OSL	: OCEAN SPARKLE LIMITED
PASS	: PASSENGER CUM CARGO
PB	: PILOT BOAT
PC/PL	: PLEASURE CRAFT
PFSL	: PFS SHIPPING (INDIA) LTD.
PGER	: PASSENGER SERVICE
PHSC	: PASSENGER HIGH SPEED CRAFT
PT	: PRODUCT TANKER
PTMB	: PORT TRUSTS & MARITIME BOARDS VESSEL
PSV	: PLATFORM SUPPLY VESSEL
PV	: PASSENGER VESSEL
PY	: PLEASURE YACHT
RIL	: RELIANCE INDUSTRIES LTD
RORO	: ROLL ON-ROLL OF CONTAINER VESSLES
RS	: RESEARCH/SURVEY VESSEL
SC	: STEEL CARRIER
SIL	: SEVEN ISLANDS SHIPPING LIMITED
SOFF	: SPECIALISED VESSLES FOR OFFSHORE
SS	: SUPPLY SHIP

SV	: SUPPLY VESSEL
SWB	: STEEL WELDED BOAT
TANC	: OIL TANKER (CRUDE)
TANP	: OIL TANKER (PC)
TCAR	: TIMBER CARRIERS
TCI	: TRANSPORT CORPORATION OF INDIA
TICL	: THE INDIA CEMENT LTD.
TUG	: TUG
UTB	: UTILITY BOAT
UTC	: UTILITY CRAFT
UTV	: UTILITY VESSEL
WELL	: WELL STIMULATION VESSEL
VL	: VEDANTA LIMITED
Y	: YACHT